



US00D909681S

(12) **United States Design Patent** (10) **Patent No.:** **US D909,681 S**  
**Lu** (45) **Date of Patent:** **\*\* Feb. 2, 2021**

(54) **NAIL POLISHING DEVICE**  
(71) Applicant: **SHENZHEN XPADSP TECHNOLOGY CO., LTD.**, Shenzhen (CN)

2010/0083975 A1\* 4/2010 Nguyen ..... A45D 29/14  
132/200  
2011/0226268 A1\* 9/2011 Filonczuk ..... A45D 29/05  
132/73.6  
2013/0092182 A1\* 4/2013 Stockbauer ..... A61B 17/54  
132/75.8

(72) Inventor: **Qing Lu**, Shenzhen (CN)

**FOREIGN PATENT DOCUMENTS**

(\*\*) Term: **15 Years**

CN 305795860 \* 10/2019  
CN 306029685 \* 5/2020

(21) Appl. No.: **29/701,274**

(22) Filed: **Aug. 9, 2019**

**OTHER PUBLICATIONS**

(30) **Foreign Application Priority Data**

Mar. 26, 2019 (CN) ..... 2019 3 0127680

Bestidy Electric Nail Drill Kit, announced 2019 [online], [site visited Sep. 16, 2020]. Available from internet, URL:<https://www.amazon.com/dp/B07TSM1LQC?tag=thedoublechecktable-20&linkCode=ogi&th=1> (Year: 2019).\*

(51) **LOC (13) Cl.** ..... **28-03**

\* cited by examiner

(52) **U.S. Cl.**  
USPC ..... **D28/57**; D28/58

(58) **Field of Classification Search**  
USPC ..... D28/56, 57, 58, 59, 99; D24/133, 214  
CPC ..... A45D 29/04; A45D 29/05; A45D 29/06;  
A45D 29/11-14; A45D 2029/045; A45D  
29/007; A45D 29/18  
See application file for complete search history.

*Primary Examiner* — Cynthia Ramirez

*Assistant Examiner* — Xavier Marti-Santos

(74) *Attorney, Agent, or Firm* — Rumit Kanakia

(56) **References Cited**

(57) **CLAIM**

The ornamental design for a nail polishing device, as shown and described.

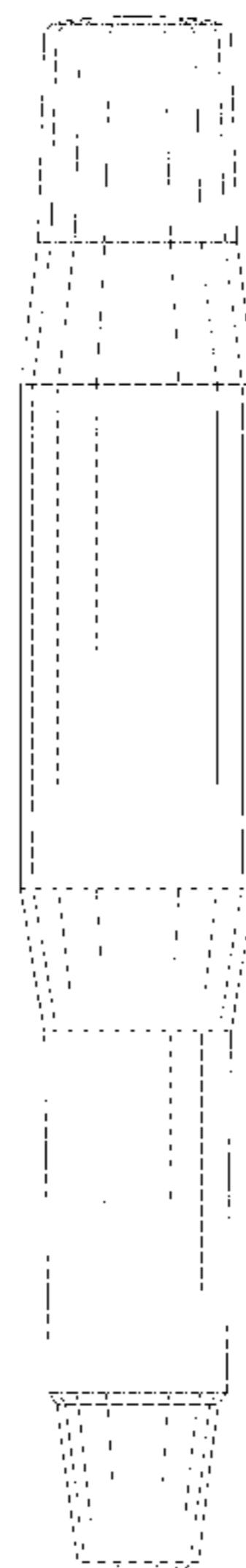
**U.S. PATENT DOCUMENTS**

**DESCRIPTION**

D266,607 S \* 10/1982 Choe ..... D28/58  
5,762,077 A \* 6/1998 Griffiths, Jr. .... A45D 29/007  
132/318  
D397,517 S \* 8/1998 Choyee ..... D28/59  
D405,232 S \* 2/1999 Stevens ..... D24/133  
D511,401 S \* 11/2005 Park ..... D28/58  
D538,936 S \* 3/2007 Bohmel ..... D24/133  
D603,561 S \* 11/2009 Cho ..... D28/58  
D756,788 S \* 5/2016 Marchant ..... D9/503  
D781,496 S \* 3/2017 Butler ..... D28/58  
D788,980 S \* 6/2017 Yiu ..... D28/58  
D825,107 S \* 8/2018 Du ..... D28/58  
D895,210 S \* 9/2020 Wu ..... D28/58  
2006/0137703 A1\* 6/2006 Kling ..... A45D 29/05  
132/73.6

FIG. 1 is a front elevational view of a nail polishing device showing my new design;  
FIG. 2 is a rear elevational view thereof;  
FIG. 3 is a left side view thereof;  
FIG. 4 is a right side view thereof;  
FIG. 5 is a top plan view thereof;  
FIG. 6 is a bottom plan view thereof; and,  
FIG. 7 is a perspective view thereof.  
The broken lines in the figures are for the purpose of illustrating portions of the nail polishing device, which form no part of the claimed design.

**1 Claim, 7 Drawing Sheets**



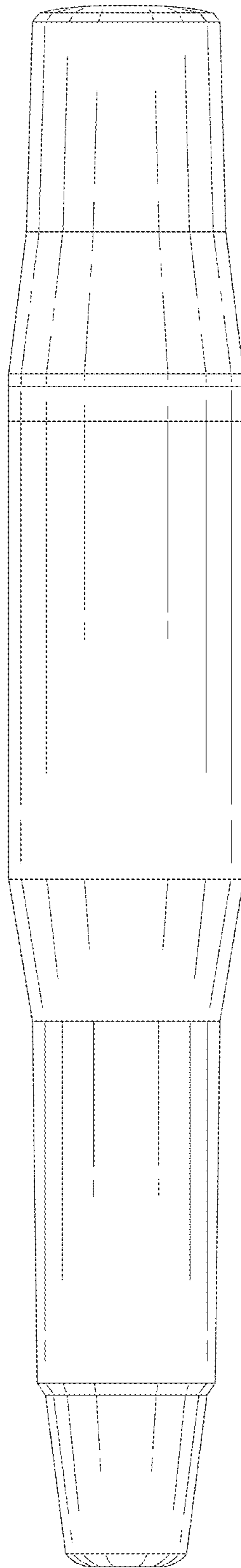


FIG. 1

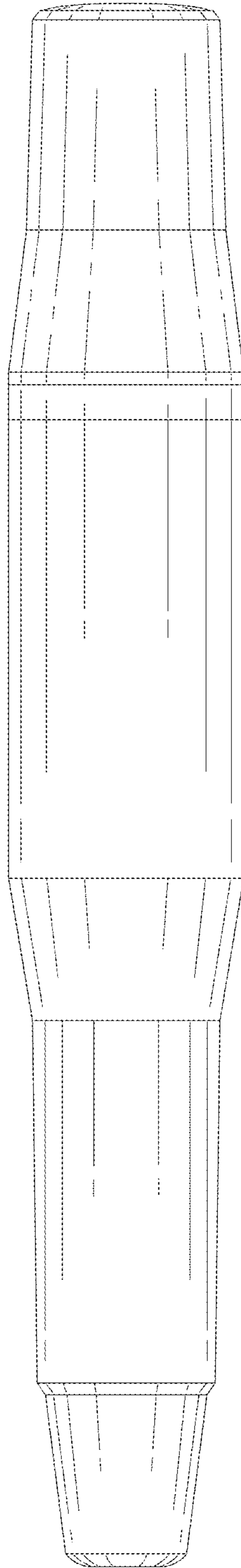


FIG. 2

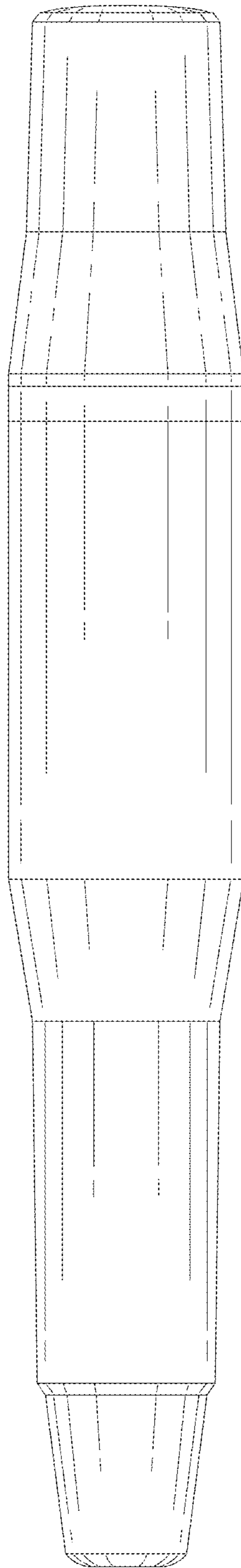


FIG. 3

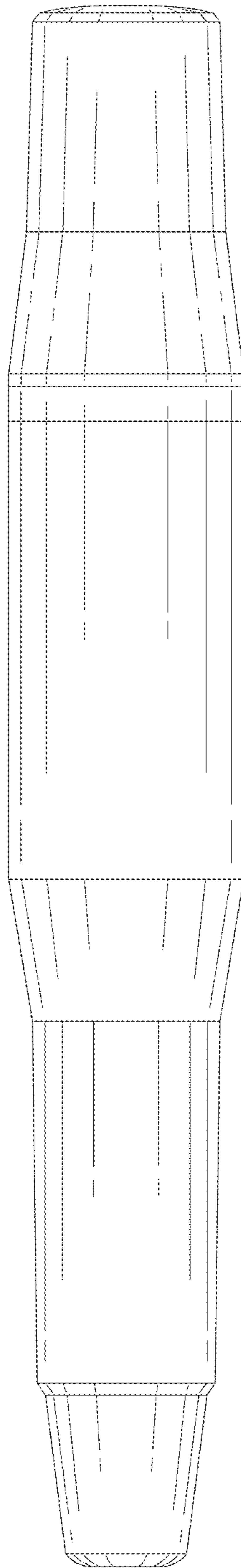


FIG. 4

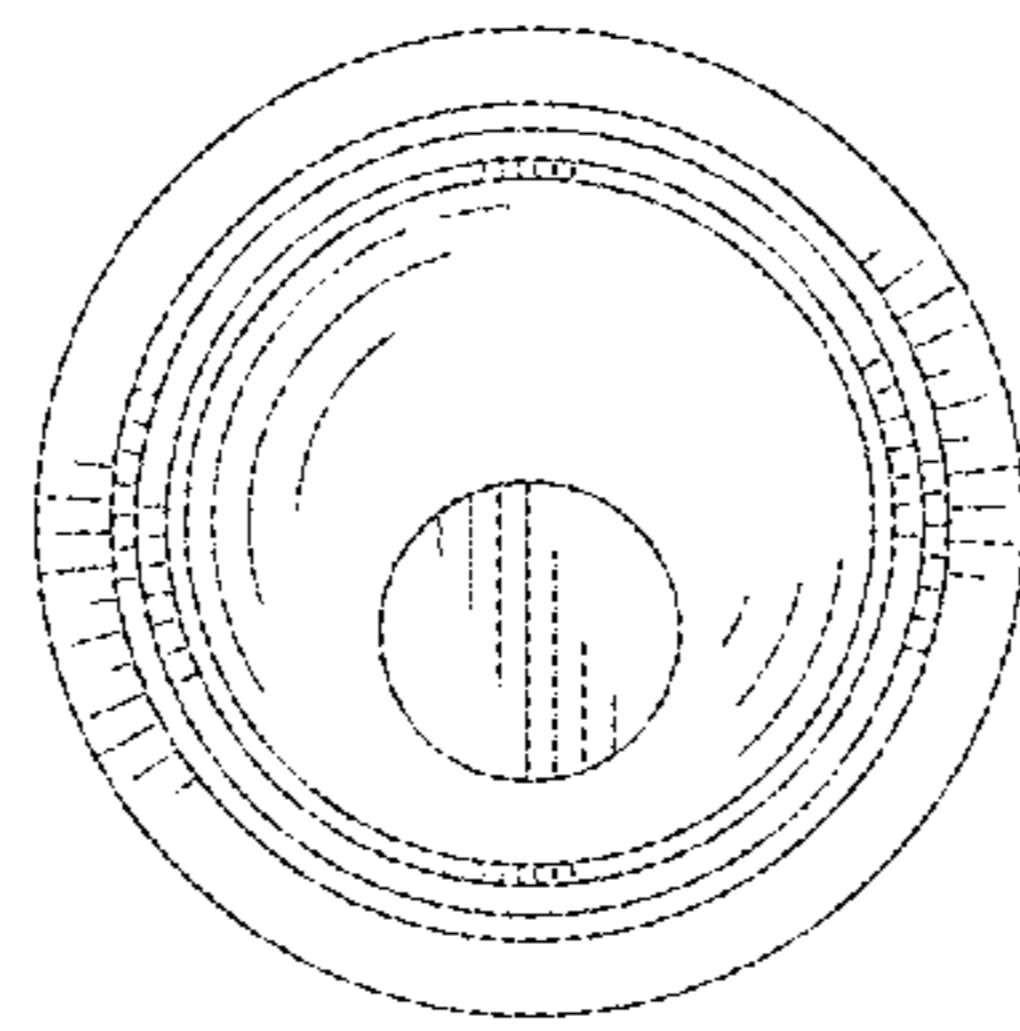


FIG. 5

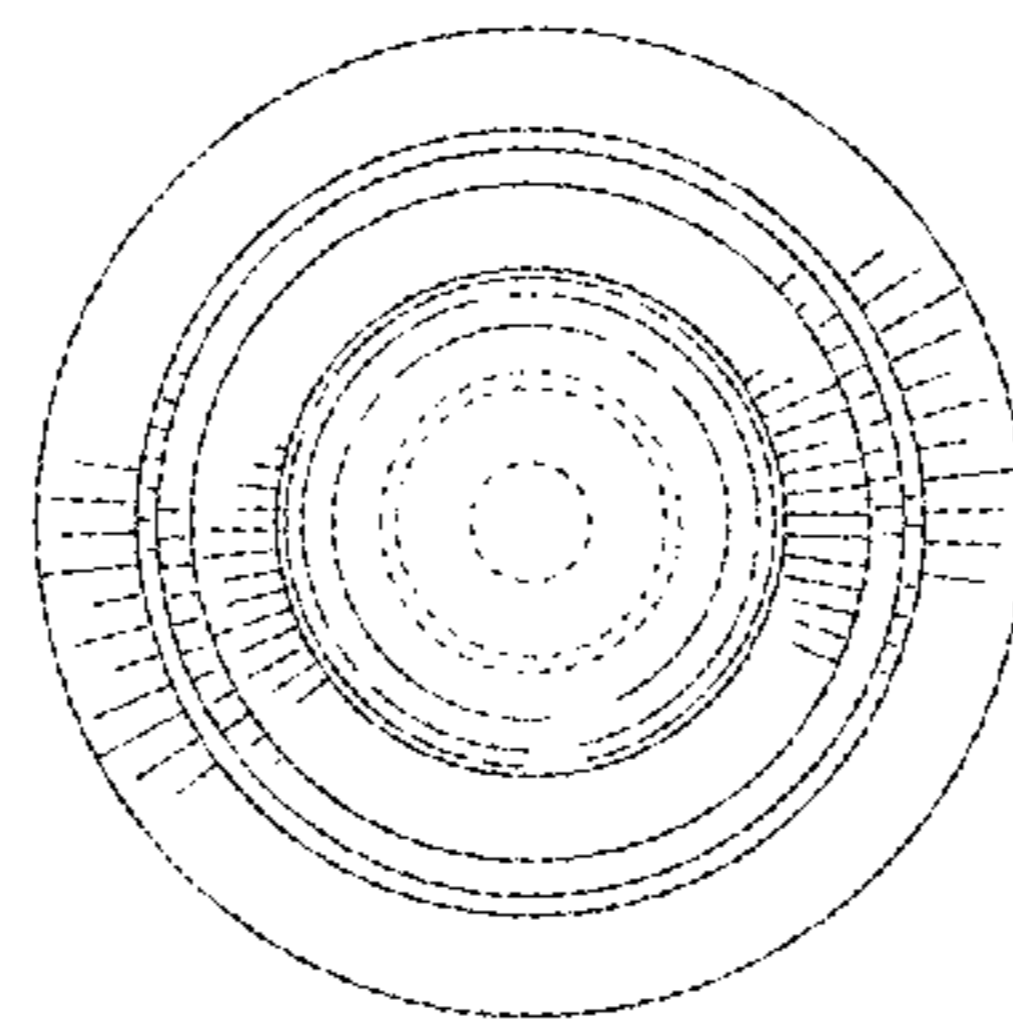


FIG. 6

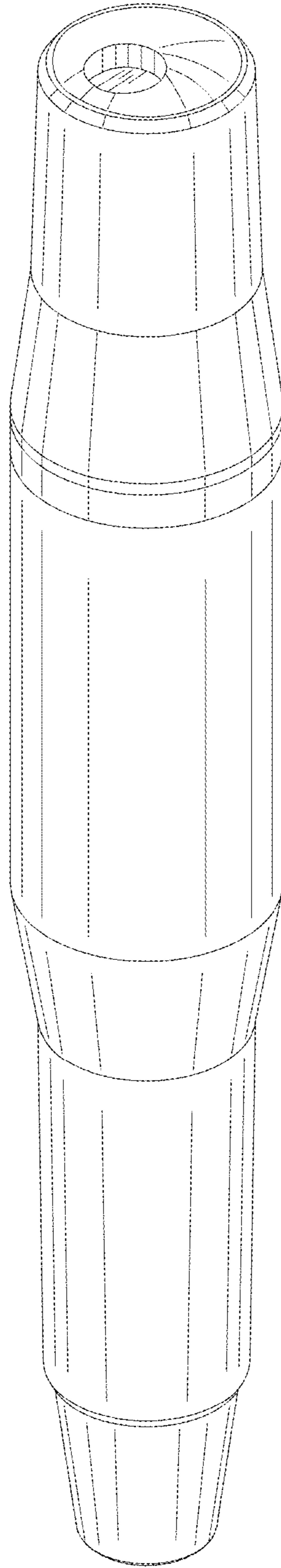


FIG. 7