



US00D909679S

(12) **United States Design Patent** (10) **Patent No.:** **US D909,679 S**  
**Chen** (45) **Date of Patent:** **\*\* Feb. 2, 2021**

(54) **FACIAL HAIR TRIMMER**  
(71) Applicant: **Tingting Chen**, Guangdong (CN)  
(72) Inventor: **Tingting Chen**, Guangdong (CN)  
(\*\*) Term: **15 Years**

D758,664 S 6/2016 Van Maanen  
D790,135 S \* 6/2017 Macaluso ..... D28/85  
D841,246 S \* 2/2019 Stowers ..... D28/50  
D865,291 S \* 10/2019 Xiong ..... D28/50  
D881,470 S \* 4/2020 Zhou ..... D28/53

(21) Appl. No.: **29/736,277**  
(22) Filed: **May 29, 2020**  
(30) **Foreign Application Priority Data**

May 27, 2020 (EM) ..... 007971254

(51) **LOC (13) Cl.** ..... **28-03**  
(52) **U.S. Cl.**  
USPC ..... **D28/53**; D28/76; D28/77; D28/85  
(58) **Field of Classification Search**  
USPC ..... D28/49-54, 76, 77, 85  
CPC .... B26B 19/00-107; B26B 19/12-265; B26B  
19/38; B26B 19/3853-3866; B26B  
19/3873-388; B26B 19/46  
See application file for complete search history.

(56) **References Cited**

**U.S. PATENT DOCUMENTS**

D216,383 S \* 12/1969 Fischer ..... D28/50  
D231,809 S \* 6/1974 Fujishima ..... D28/50  
D283,059 S \* 3/1986 Satoh ..... D28/50  
D479,017 S \* 8/2003 Sgariboldi ..... D28/85  
D497,035 S 10/2004 Khubani  
D513,092 S 12/2005 Ajootian  
D514,257 S 1/2006 Bokelman-Dumas  
D758,663 S 6/2016 Van Maanen

**OTHER PUBLICATIONS**

Facial hair remover EZBASICS, www.amazon.com, 1 page, downloaded Sep. 15, 2020, reviewed as early as Jun. 2020 (Year: 2020).\*  
[https://www.amazon.com/Eyebrow-Trimmer-Rechargeable-Remover-Painless/dp/B08CQWCNJO/ref=cm\\_cr\\_ar\\_p\\_d\\_product\\_top?ie=UTF8](https://www.amazon.com/Eyebrow-Trimmer-Rechargeable-Remover-Painless/dp/B08CQWCNJO/ref=cm_cr_ar_p_d_product_top?ie=UTF8) Eyebrow trimmer, www.amazon.com, 1 page, downloaded Sep. 2020, reviewed as early as Sep. 2020 (Year: 2020).\*

\* cited by examiner

*Primary Examiner* — Jennifer Rivard

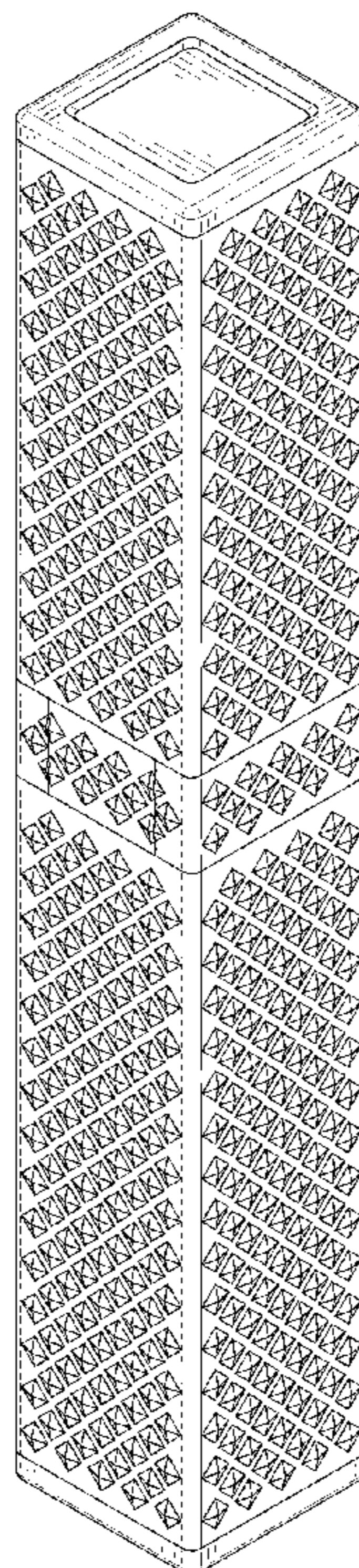
(57) **CLAIM**

The ornamental design for a facial hair trimmer, as shown and described.

**DESCRIPTION**

FIG. 1 is a perspective view of a facial hair trimmer showing my new design;  
FIG. 2 is another view of this design shown in FIG. 1, viewed from another aspect;  
FIG. 3 is a front elevational view thereof;  
FIG. 4 is a rear elevational view thereof;  
FIG. 5 is a left side elevational view thereof;  
FIG. 6 is a right side elevational view thereof;  
FIG. 7 is a top plan view thereof; and,  
FIG. 8 is a bottom plan view thereof.

**1 Claim, 8 Drawing Sheets**








FIG. 1



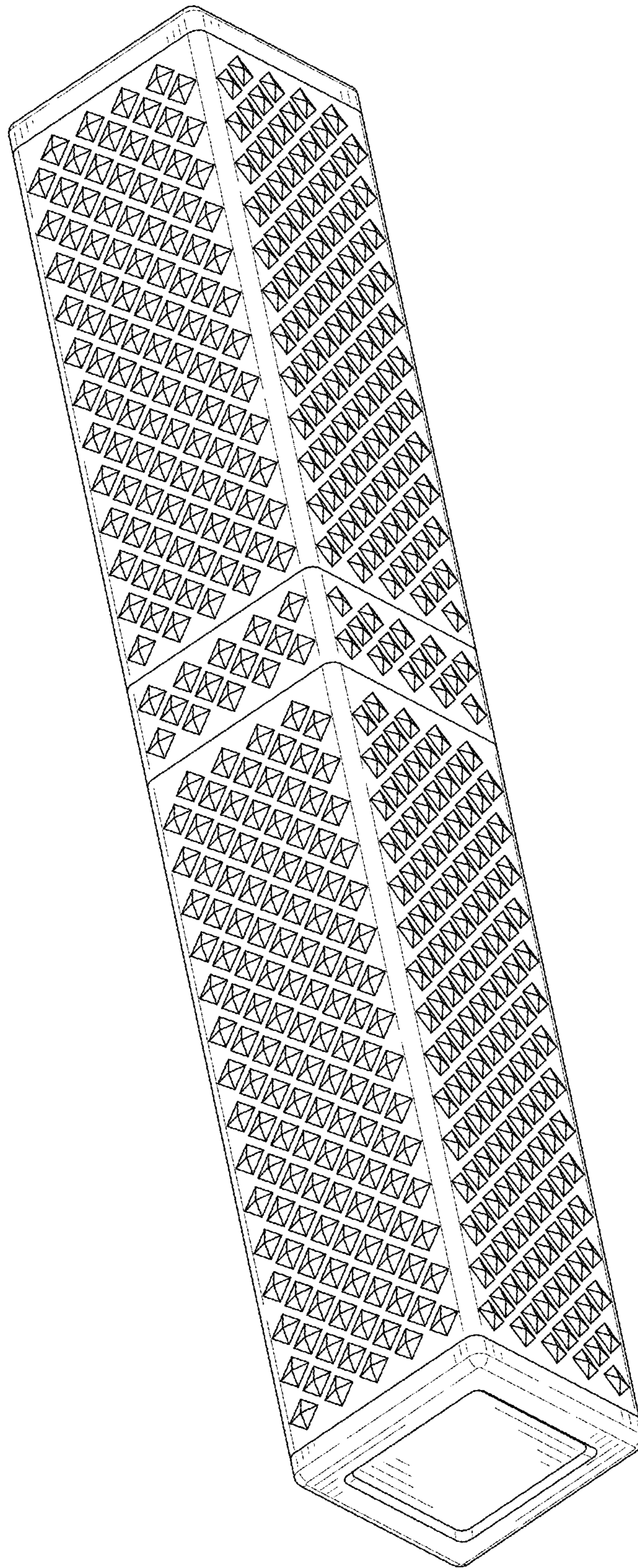


FIG. 2

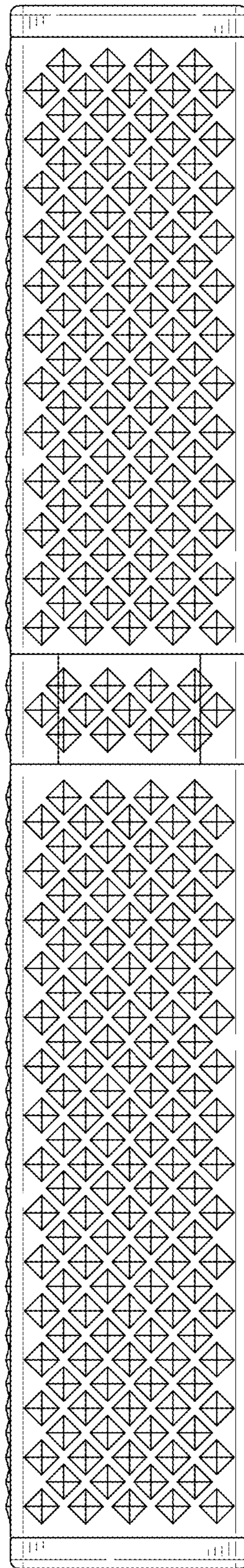


FIG. 3






FIG. 4

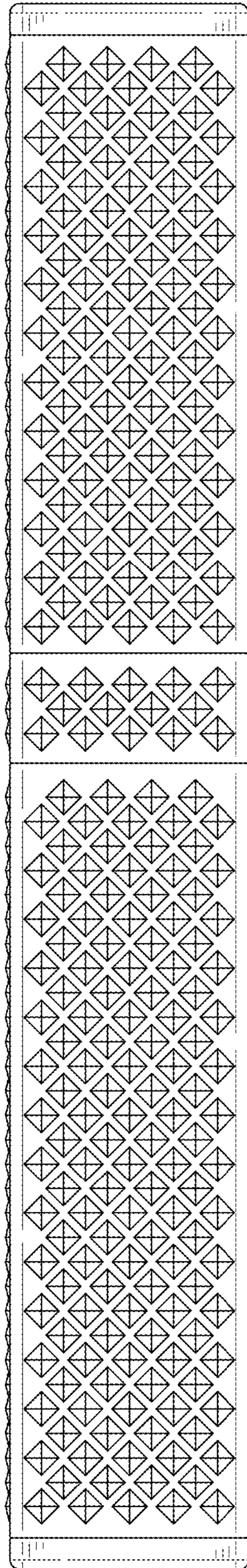


FIG. 5



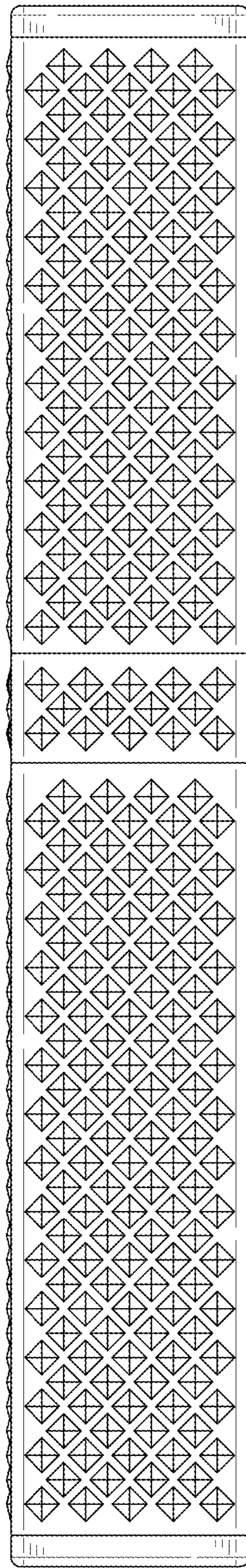


FIG. 6

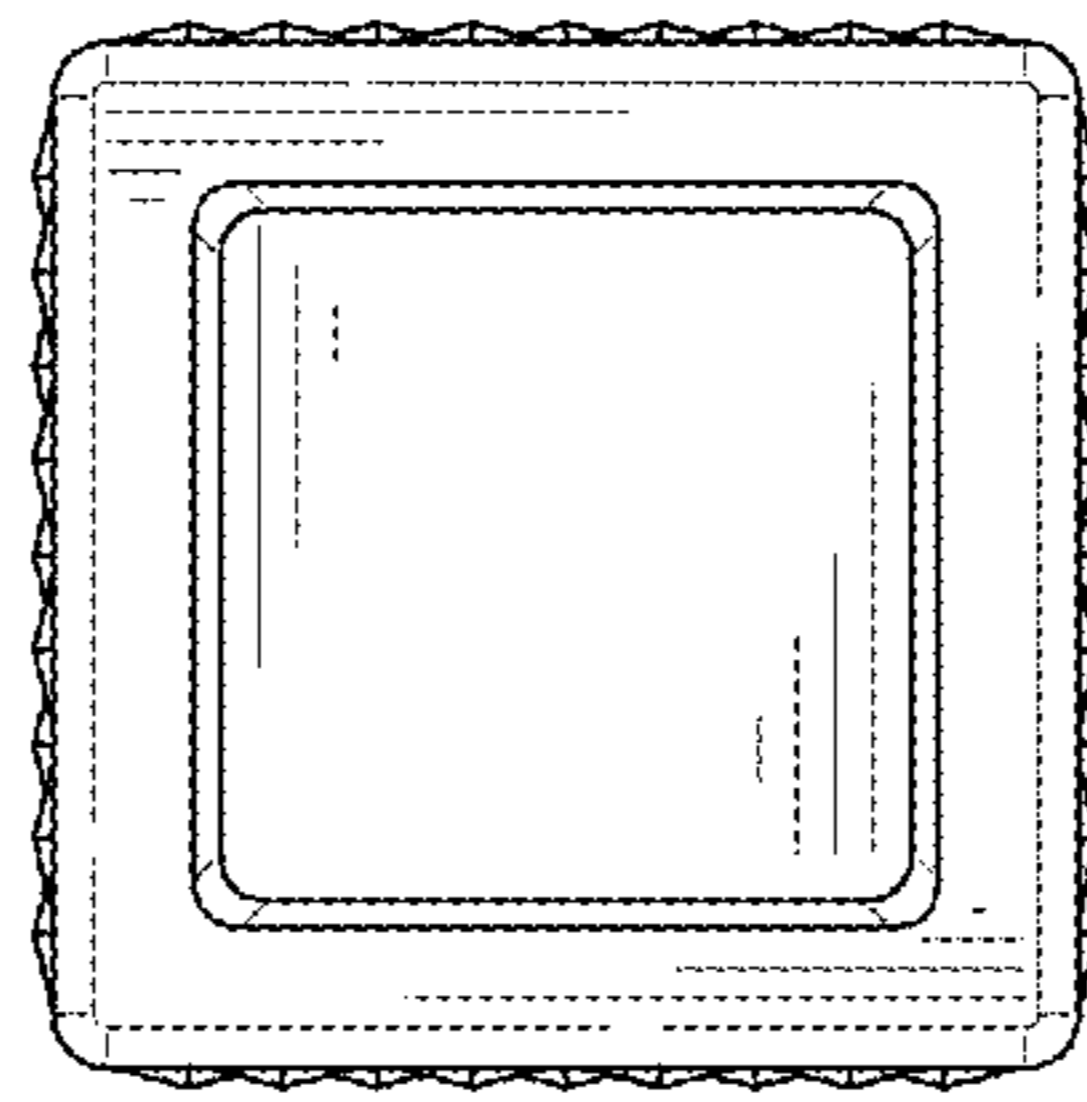


FIG. 7



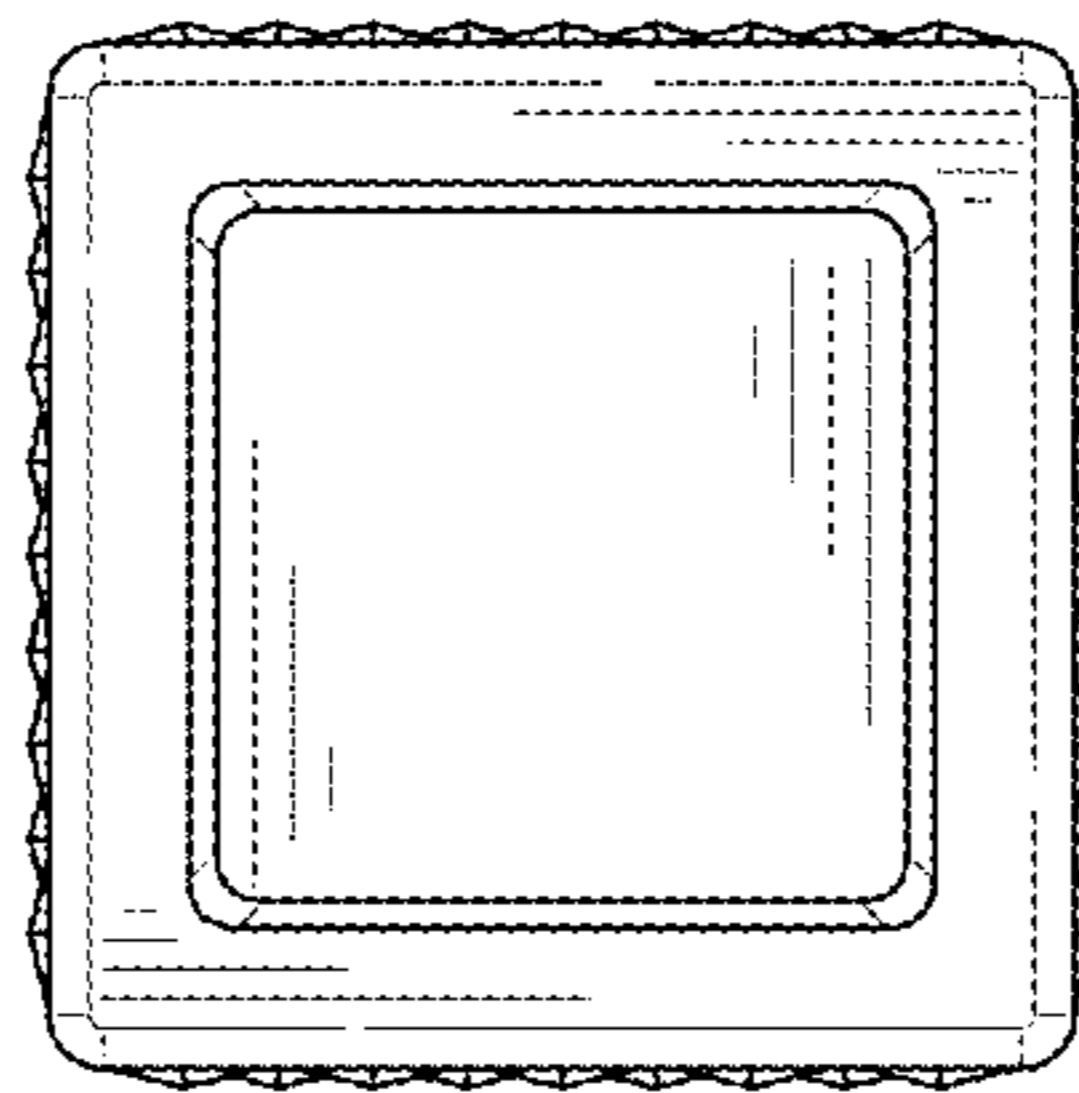


FIG. 8