

US00D909669S

(12) **United States Design Patent**
Zhu

(10) **Patent No.:** **US D909,669 S**

(45) **Date of Patent:** **** Feb. 2, 2021**

- (54) **ELECTRONIC CIGARETTE**
- (71) Applicant: **SHENZHEN KANGER TECHNOLOGY CO., LTD.**, Shenzhen (CN)
- (72) Inventor: **Xiaochun Zhu**, Shenzhen (CN)
- (73) Assignee: **SHENZHEN KANGER TECHNOLOGY CO., LTD.**, Shenzhen (CN)

- D752,278 S * 3/2016 Verleur D27/101
- D761,998 S * 7/2016 Pinder D27/101
- D779,722 S * 2/2017 Volodarsky D27/162
- D782,728 S * 3/2017 Pinder D27/101
- D782,729 S * 3/2017 Wright D27/101
- D787,114 S * 5/2017 Scott D27/194
- D790,122 S * 6/2017 Hawes D27/101
- D800,383 S * 10/2017 Verleur D27/167
- D805,684 S * 12/2017 Thuery D27/101
- D825,844 S * 8/2018 Verleur D27/167
- D870,375 S * 12/2019 Patil D27/194

(Continued)

(**) Term: **15 Years**

Primary Examiner — Marissa J Cash
Assistant Examiner — Rebecca Tsehaye

(21) Appl. No.: **29/700,404**

(57) **CLAIM**

(22) Filed: **Aug. 1, 2019**

The ornamental design for an electronic cigarette, as shown and described.

(30) **Foreign Application Priority Data**

DESCRIPTION

Apr. 22, 2019 (CN) 2019 3 0187417

(51) **LOC (13) Cl.** **27-02**

(52) **U.S. Cl.**
USPC **D27/162**

(58) **Field of Classification Search**
USPC D27/162, 100, 101, 163–165, 172, 174,
D27/183, 185–194; D24/110, 110.5;
D23/366
CPC A24F 47/002; A24F 47/006; A24F 47/008;
A61M 15/00; A61M 15/06
See application file for complete search history.

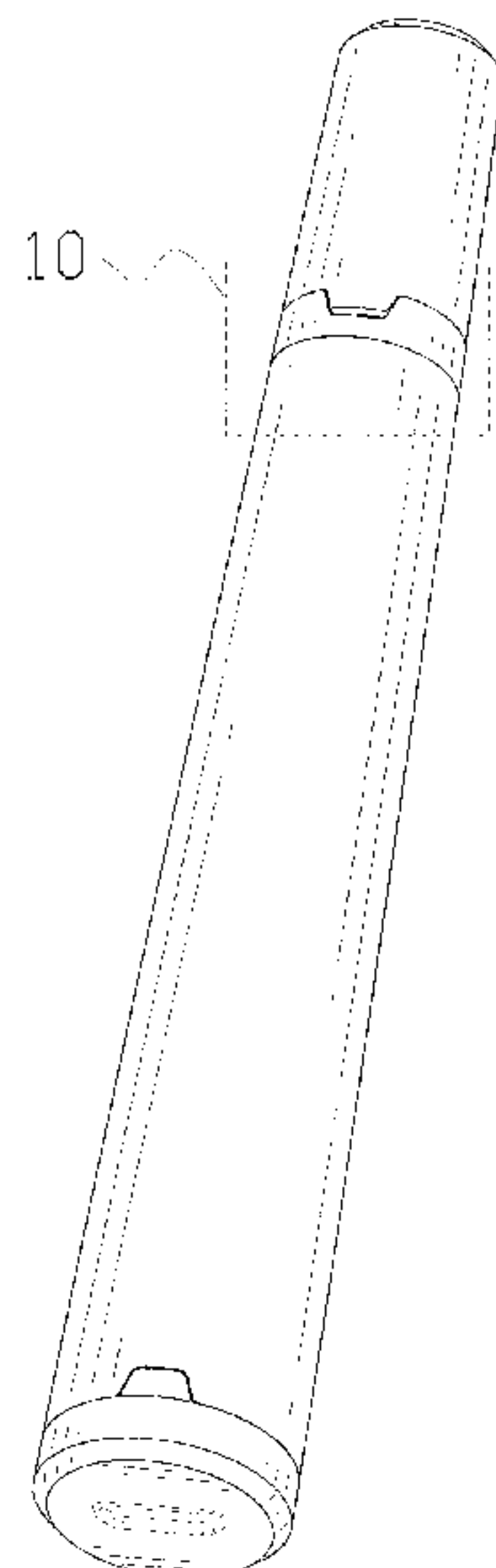
FIG. 1 is a perspective view of the electronic cigarette showing my new design;
 FIG. 2 is another perspective view thereof;
 FIG. 3 is a front elevational view thereof;
 FIG. 4 is a rear elevational view thereof;
 FIG. 5 is a left side elevational view thereof;
 FIG. 6 is a right side elevational view thereof;
 FIG. 7 is a top plan view thereof;
 FIG. 8 is a bottom plan view thereof;
 FIG. 9 is a perspective view of the electronic cigarette where an electronic cigarette body is separate from an electronic cigarette cover;
 FIG. 10 is an enlarged view of portion 10 of FIG. 1; and,
 FIG. 11 is a top plan view of the electronic cigarette of FIG. 7, shown enlarged for clarity of disclosure.
 The evenly spaced broken lines depict portions of the electronic cigarette that form no part of the claimed design. The dash-dot broken lines encircling the enlarged detail view are for annotative purposes that form no part thereof.

(56) **References Cited**

U.S. PATENT DOCUMENTS

- D644,375 S * 8/2011 Zhou D27/101
- D695,450 S * 12/2013 Benassayag D27/163
- D720,094 S * 12/2014 Alima D27/101
- D720,883 S * 1/2015 Albanese D27/101
- D728,155 S * 4/2015 Liu D27/101
- D732,239 S * 6/2015 Chen D27/101
- D751,249 S * 3/2016 Chen D27/101

1 Claim, 11 Drawing Sheets



(56)

References Cited

U.S. PATENT DOCUMENTS

D871,662 S * 12/2019 Volodarsky D27/101
D894,478 S * 8/2020 Fornarelli D27/162

* cited by examiner

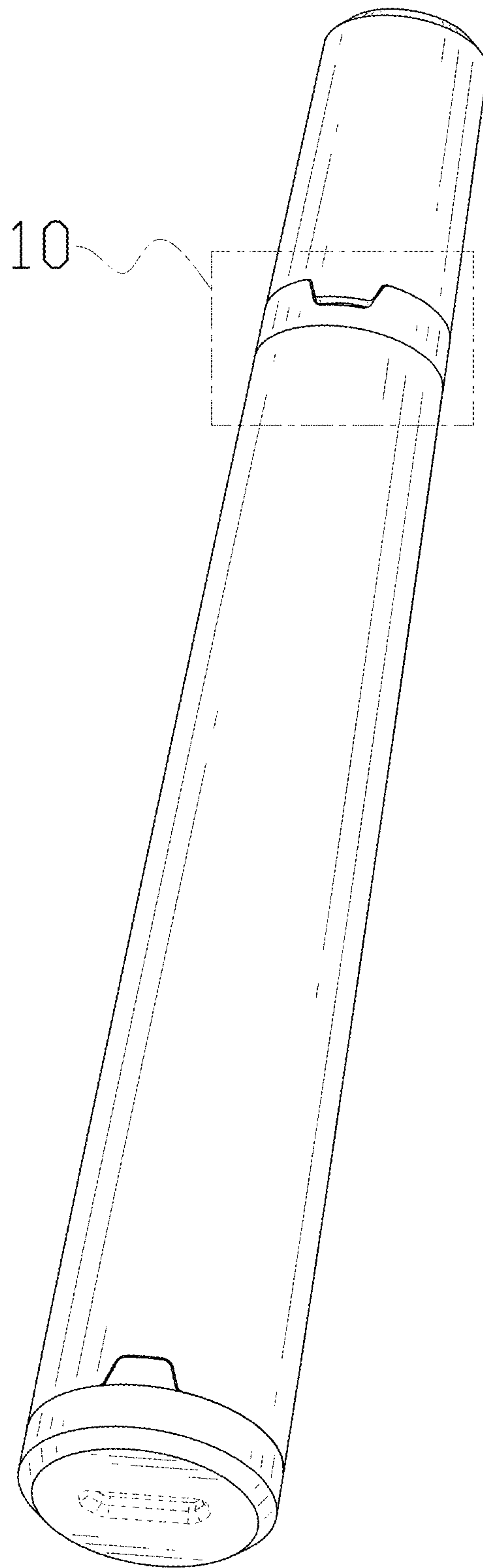


FIG. 1

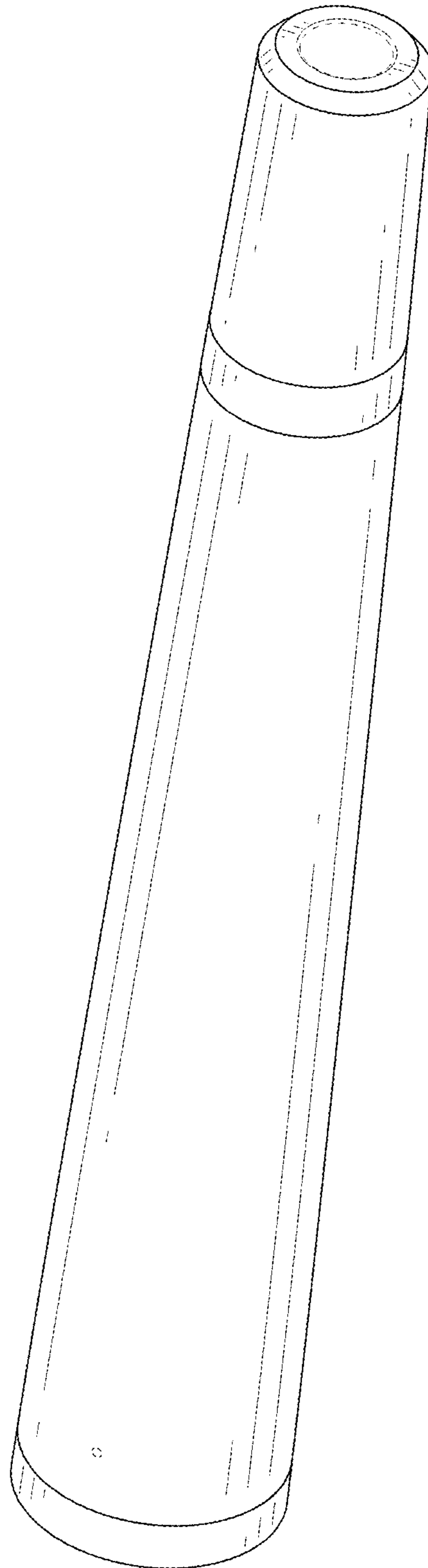


FIG. 2

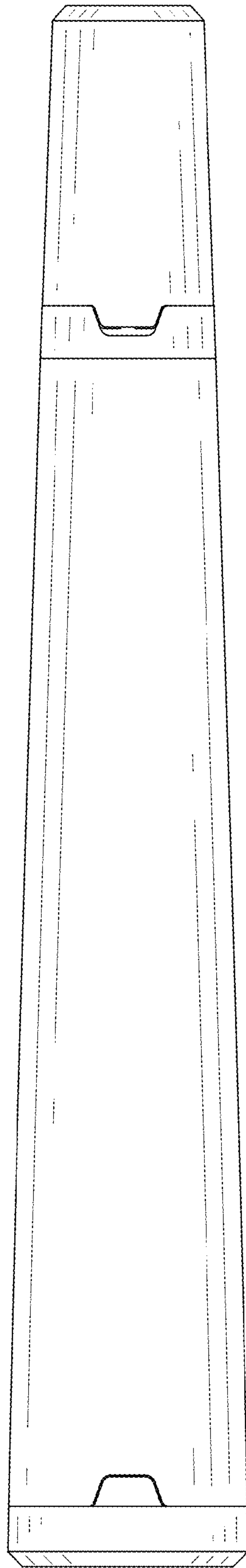


FIG. 3

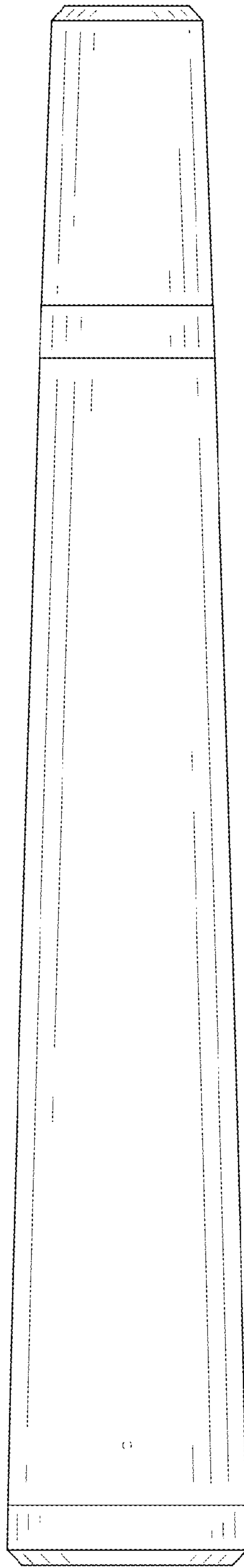


FIG. 4

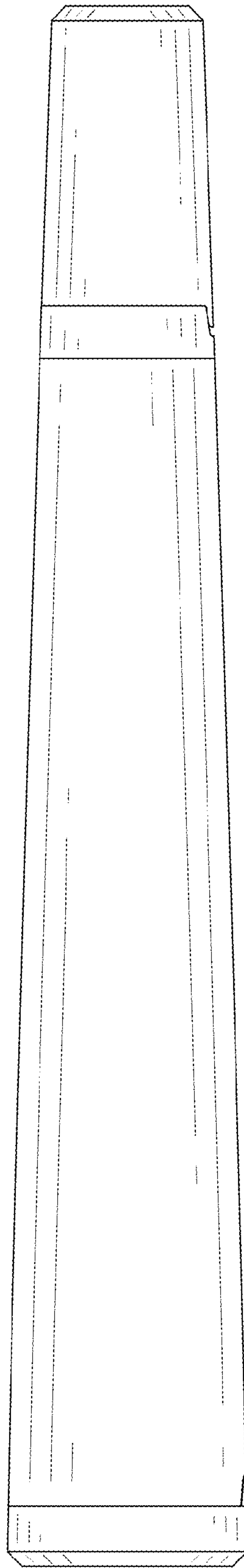


FIG. 5

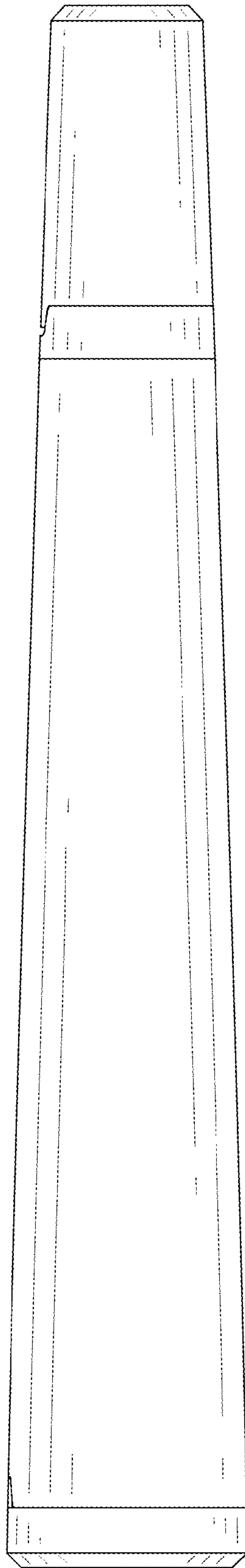


FIG. 6

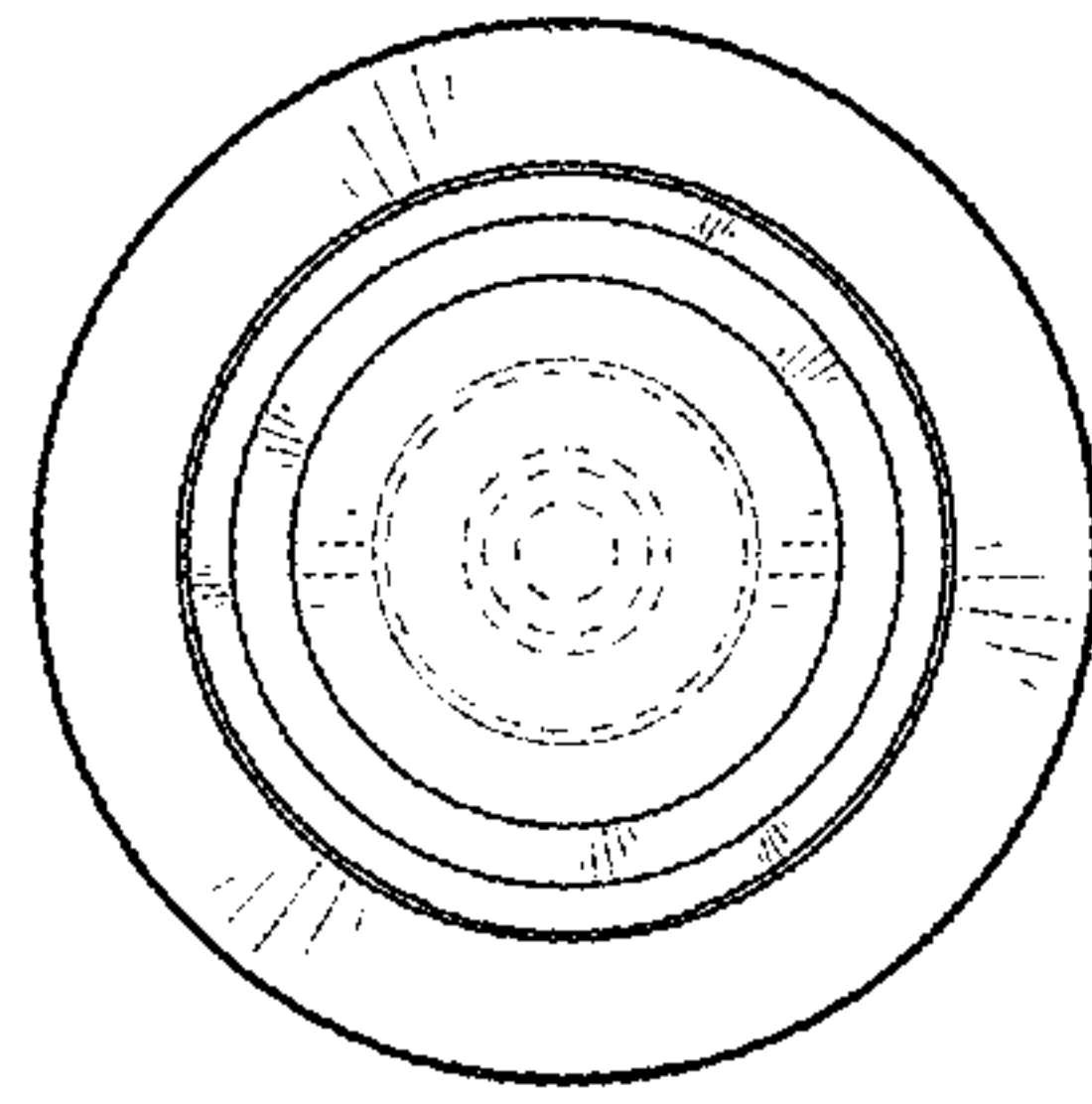


FIG. 7

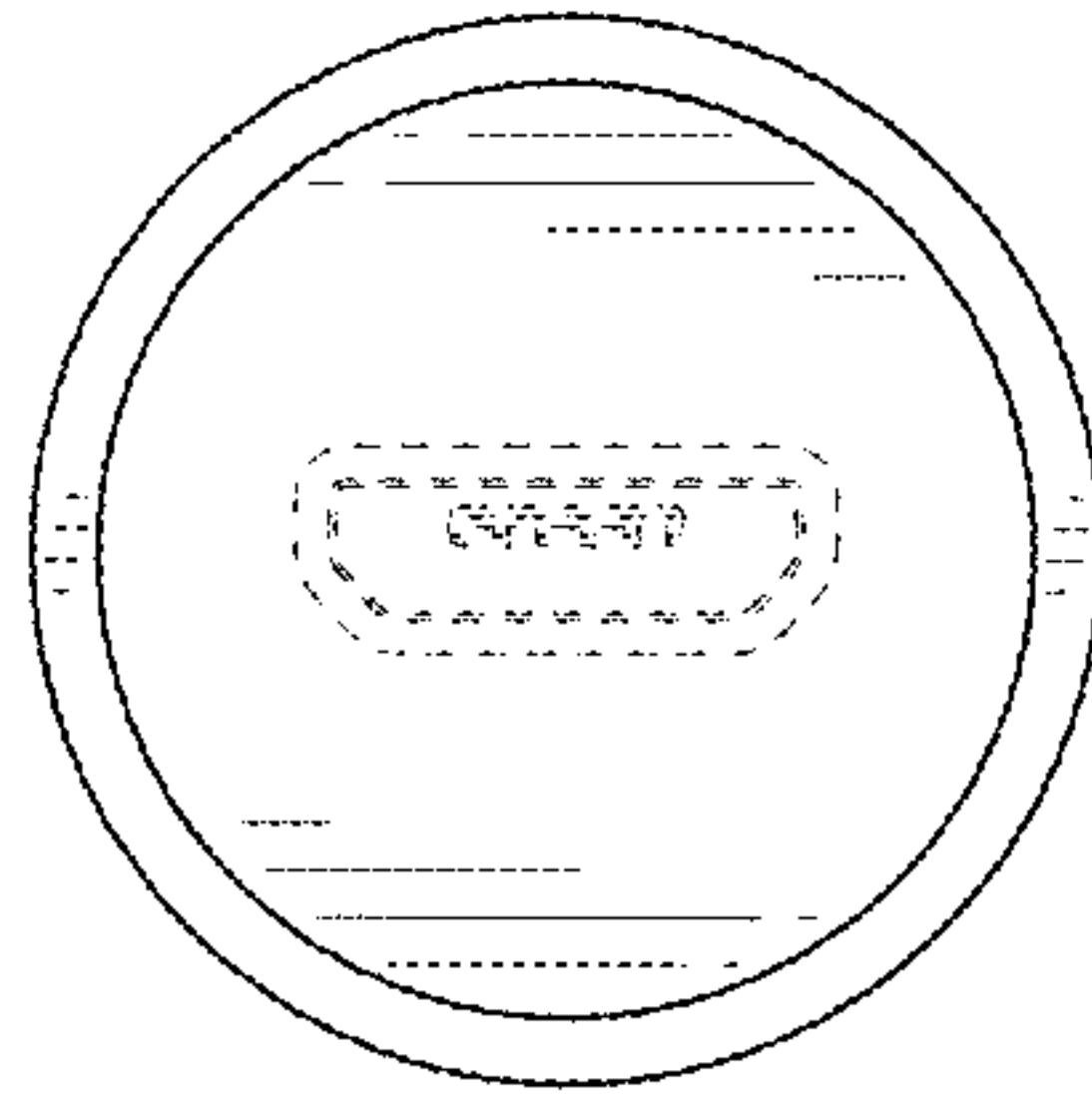


FIG. 8

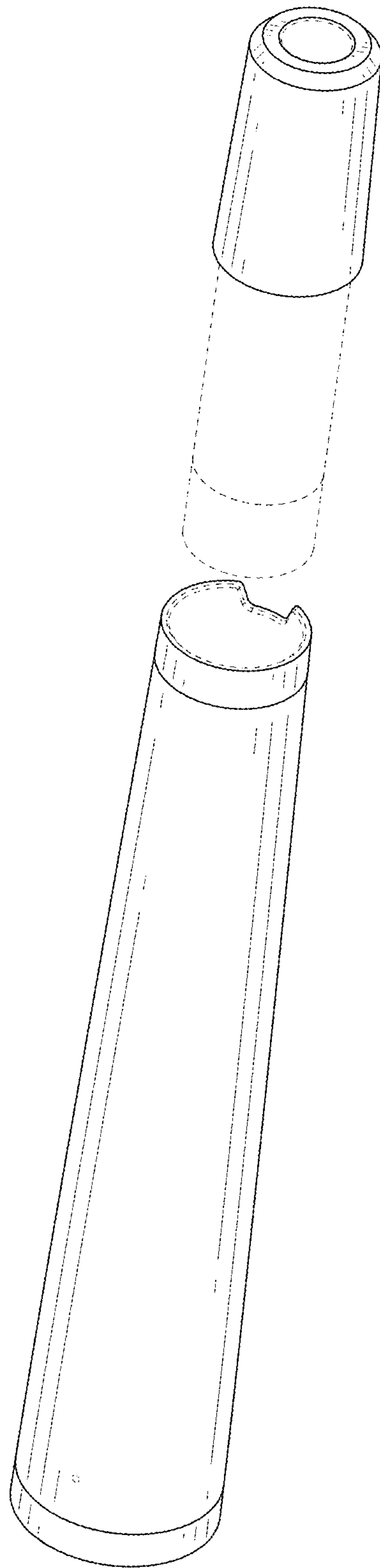


FIG. 9

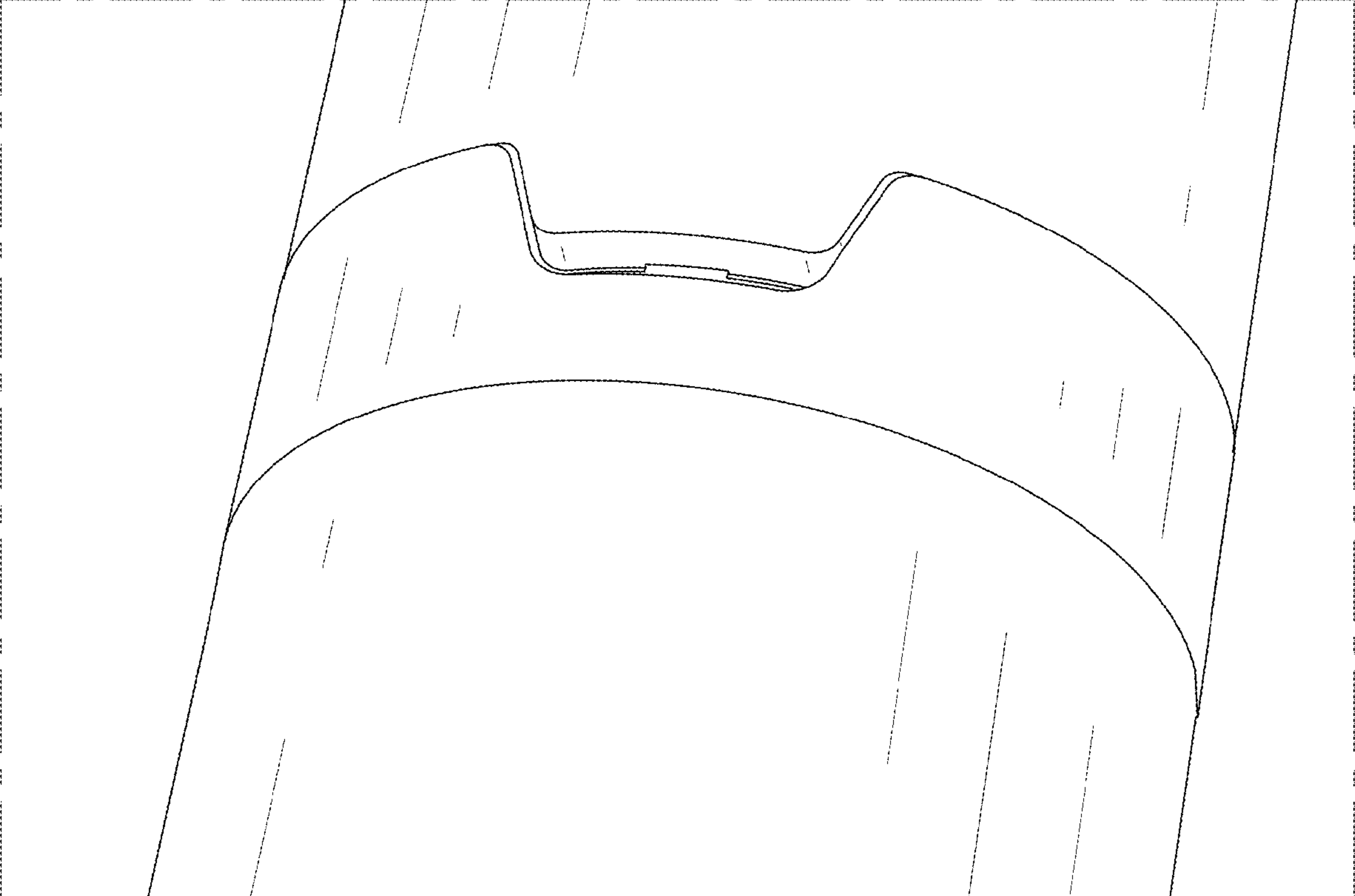


FIG. 10

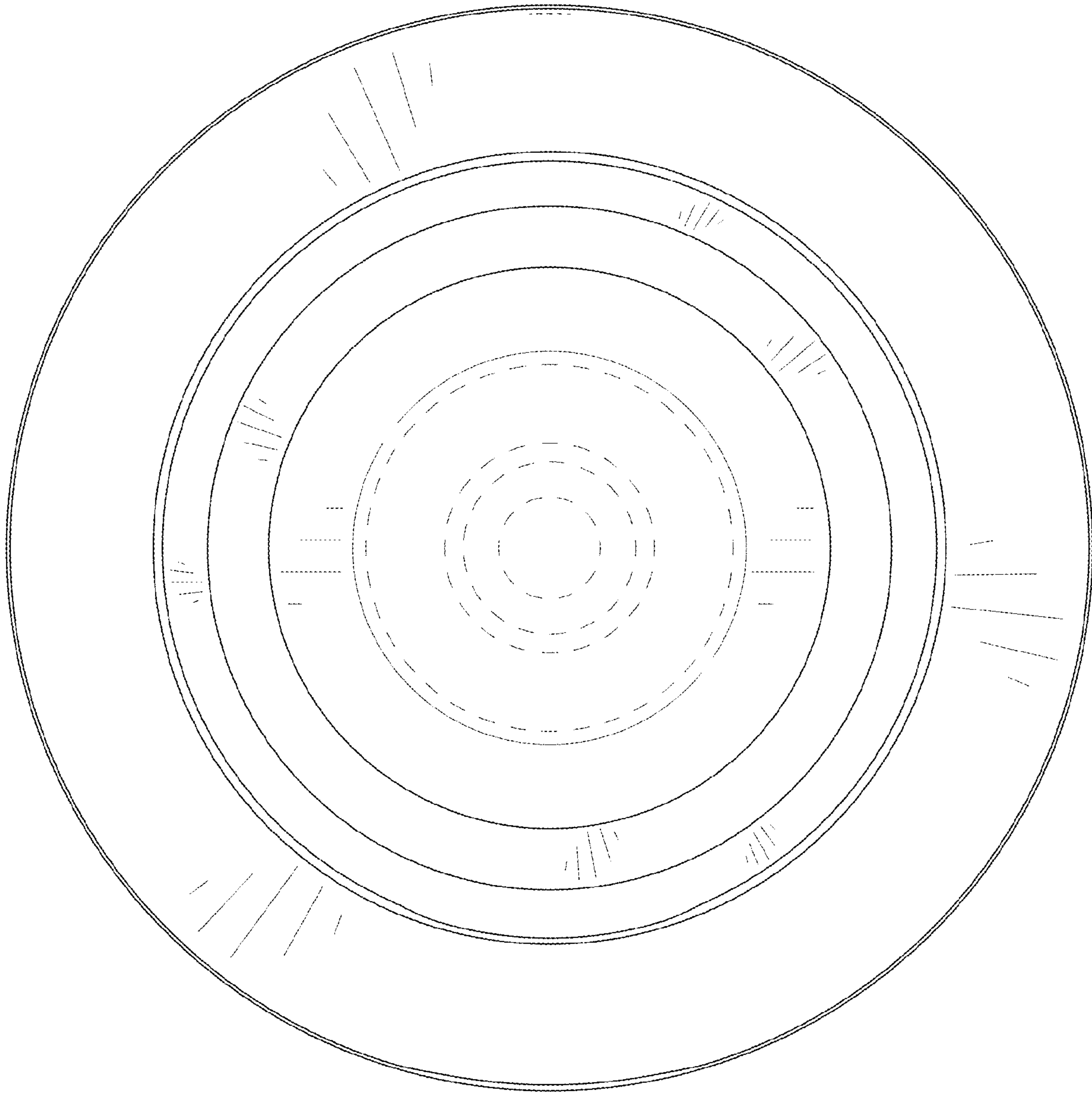


FIG. 11