



US00D909661S

(12) **United States Design Patent**  
**Branger**

(10) **Patent No.:** **US D909,661 S**

(45) **Date of Patent:** **\*\* Feb. 2, 2021**

(54) **TABLEMAPPING LAMP**

(71) Applicant: **Victor Cid Branger**, Madrid (ES)

(72) Inventor: **Victor Cid Branger**, Madrid (ES)

(\*\*) Term: **15 Years**

(21) Appl. No.: **29/685,453**

(22) Filed: **Mar. 28, 2019**

(30) **Foreign Application Priority Data**

Oct. 23, 2018 (EM) ..... 005762044-0001

(51) **LOC (13) Cl.** ..... **26-03**

(52) **U.S. Cl.**  
USPC ..... **D26/107**

(58) **Field of Classification Search**  
USPC ..... D26/24, 93, 107, 108  
CPC .... F21S 6/00; F21S 6/002; F21S 6/004; F21S  
6/005; F21S 6/006; F21S 8/043; F21S  
8/08; F21V 21/14; F21V 21/06; F21V  
21/145; F21V 21/15; F21W 2131/30;  
F21W 2131/20  
See application file for complete search history.

(56) **References Cited**

**U.S. PATENT DOCUMENTS**

D401,004 S \* 11/1998 Eusterbrock ..... D26/107  
D728,846 S \* 5/2015 McCormick ..... D26/107  
D728,847 S \* 5/2015 Wiedenmann ..... D26/107

D744,153 S \* 11/2015 Hodgson ..... D26/107  
D752,271 S \* 3/2016 Saunders ..... D26/107  
D757,341 S \* 5/2016 Marijnissen ..... D26/107  
D800,953 S \* 10/2017 Zandee ..... D26/107  
D803,468 S \* 11/2017 Pomputius ..... D26/107  
D810,995 S \* 2/2018 de la Haye ..... D26/107  
D822,266 S \* 7/2018 Jiang ..... D26/107  
D823,527 S \* 7/2018 Sonneman ..... D26/107  
D835,832 S \* 12/2018 Luo ..... D26/107  
D876,706 S \* 2/2020 Tang ..... D26/107

\* cited by examiner

*Primary Examiner* — Brian N. Vinson

(74) *Attorney, Agent, or Firm* — Riddle Patent Law, LLC;  
Charles L. Riddle, Esq.

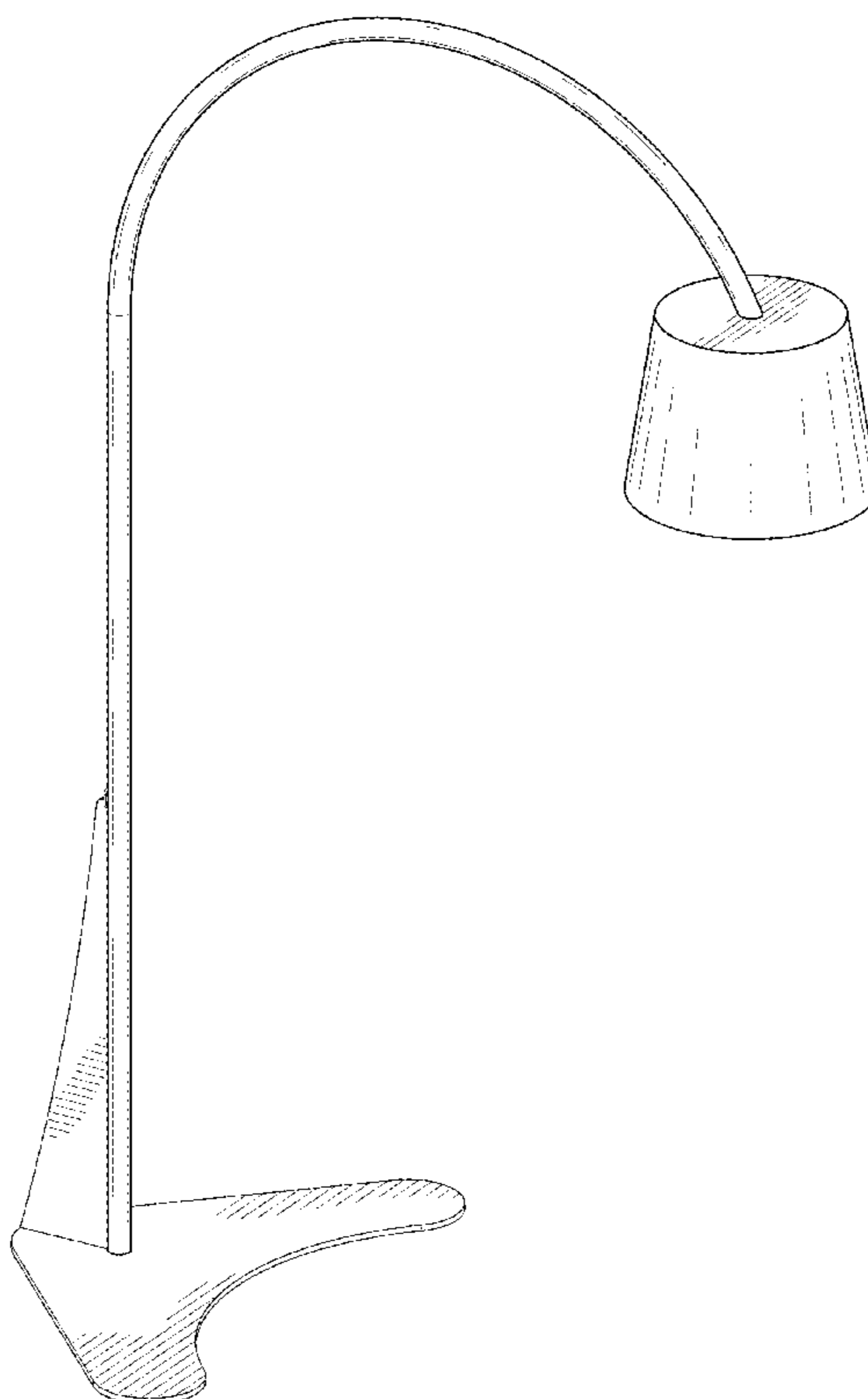
(57) **CLAIM**

The ornamental design for a tablemapping lamp, as shown  
and described.

**DESCRIPTION**

FIG. 1 is a top perspective of a tablemapping lamp showing  
my design;  
FIG. 2 is a bottom perspective view thereof;  
FIG. 3 is a top plan view thereof;  
FIG. 4 is a bottom plan view thereof;  
FIG. 5 is a left side elevation view thereof;  
FIG. 6 is a right side elevation view thereof;  
FIG. 7 is a front view thereof; and,  
FIG. 8 is a rear view thereof.  
The broken line disclosure represents portions of the lamp  
which form no part of the claimed design.

**1 Claim, 8 Drawing Sheets**






FIG. 1




FIG. 2

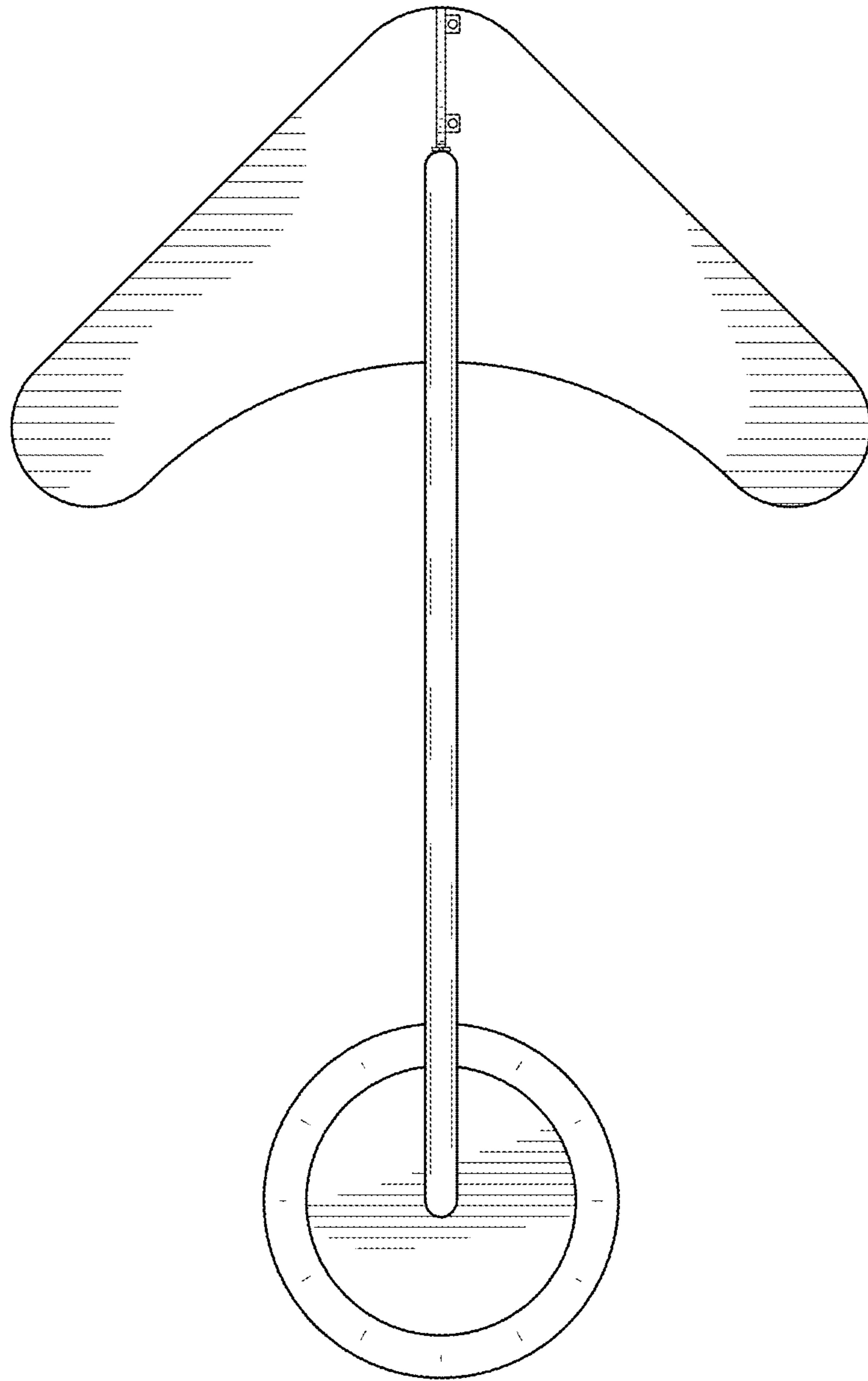


FIG. 3

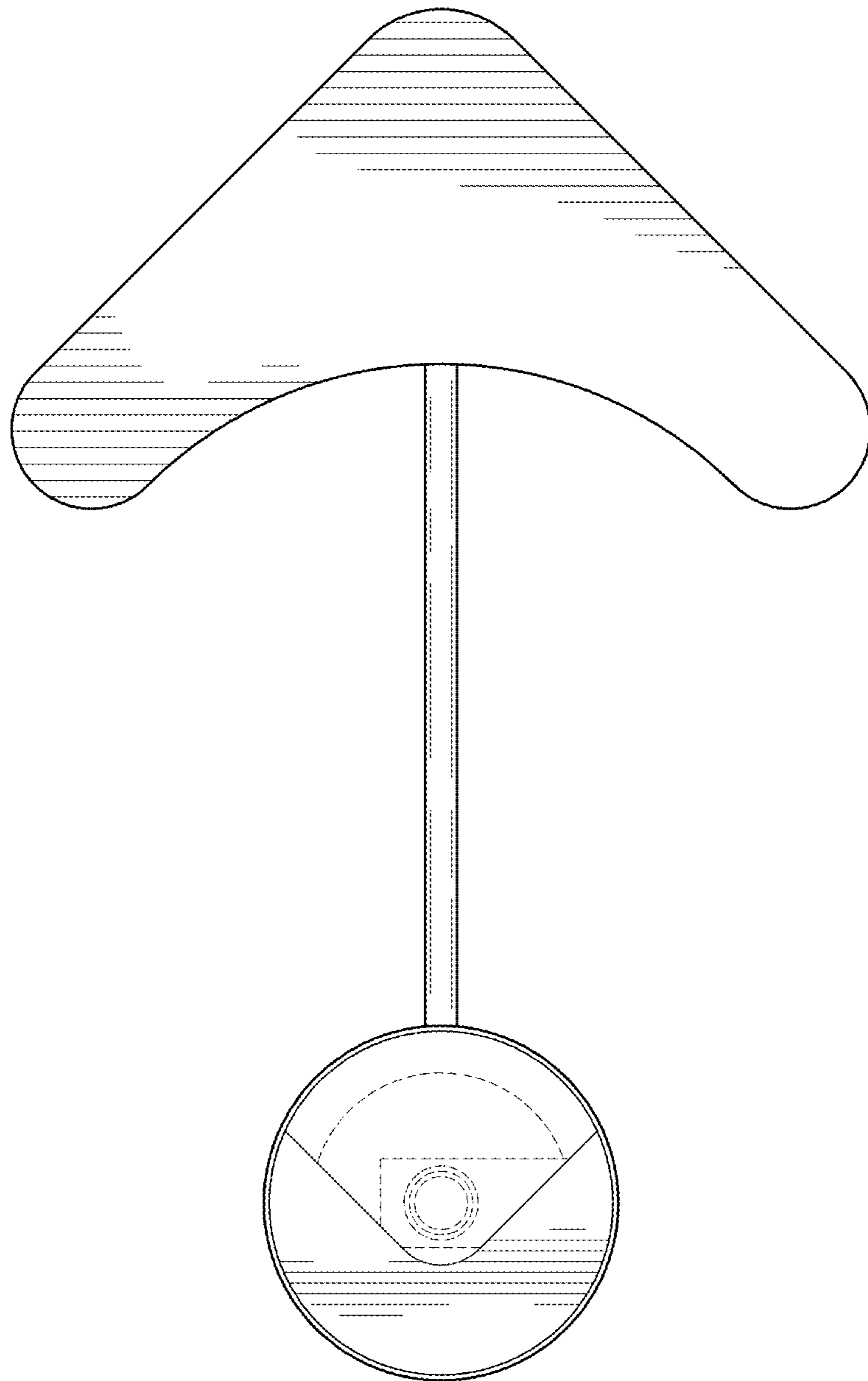


FIG. 4




FIG. 5

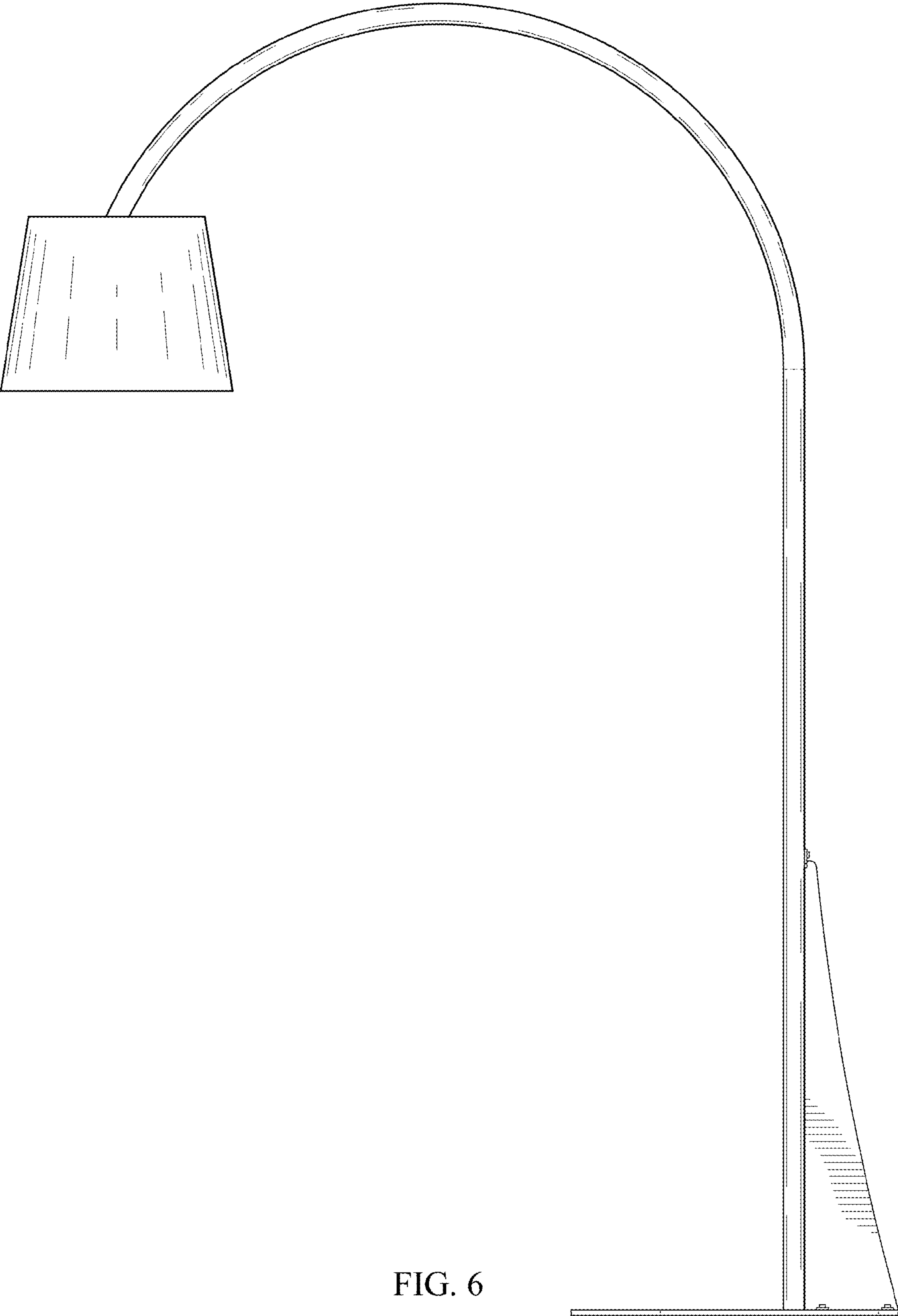


FIG. 6

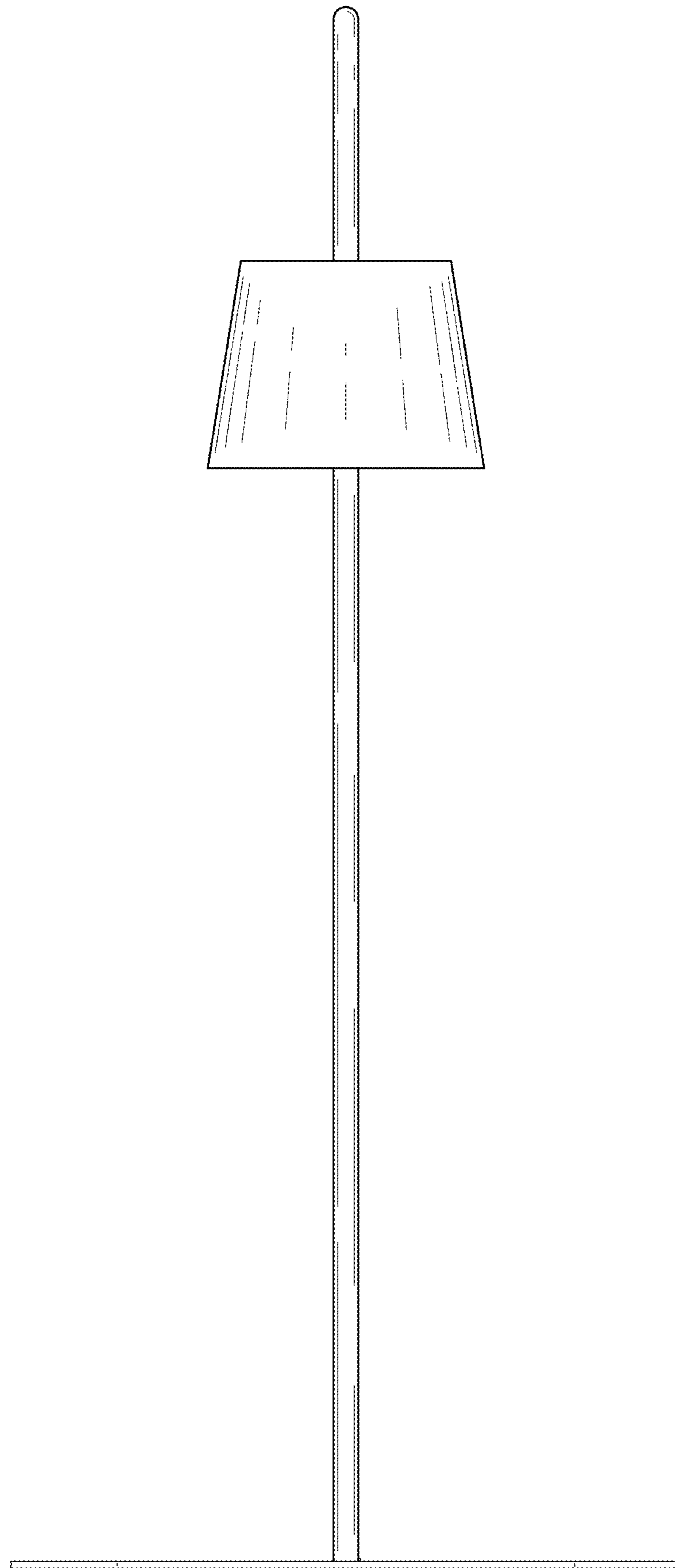


FIG. 7



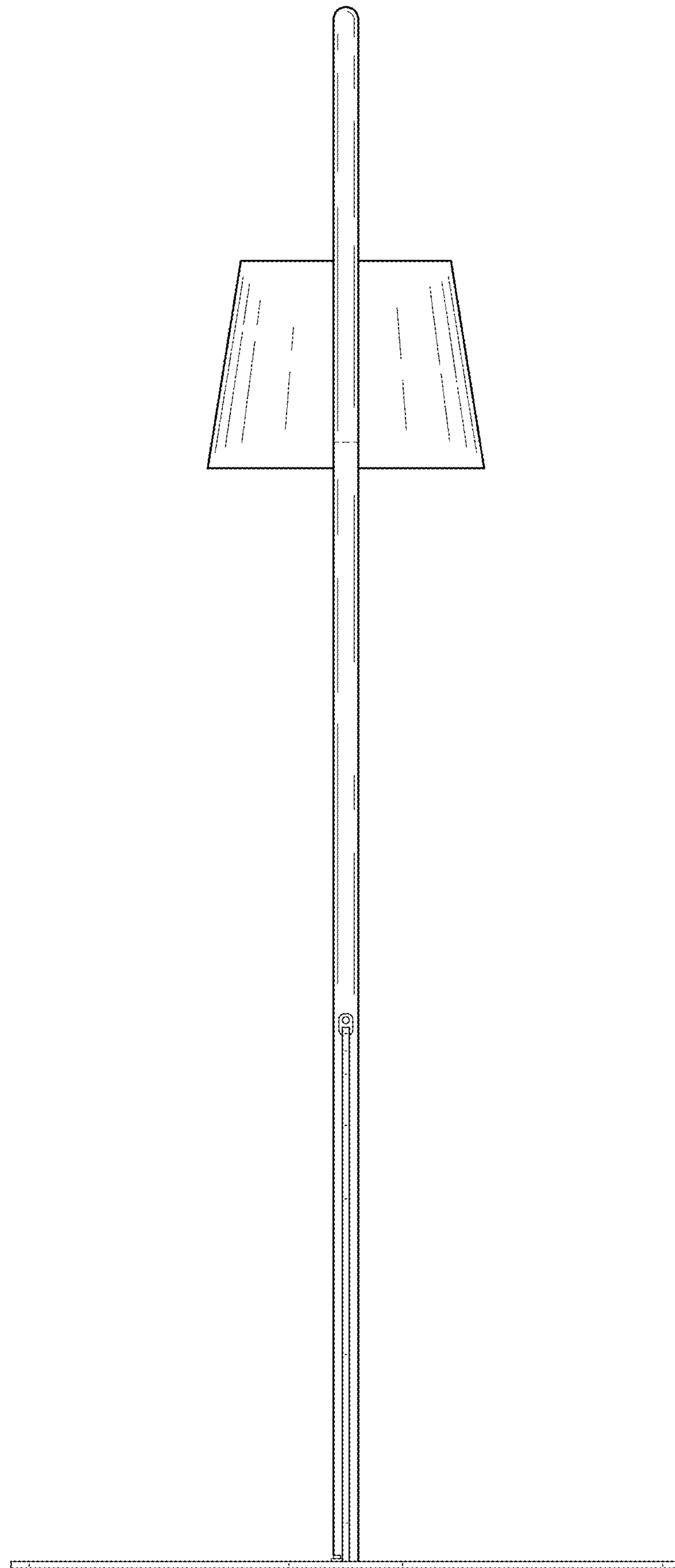


FIG. 8