



US00D909658S

(12) **United States Design Patent** (10) **Patent No.:** **US D909,658 S**
Jiang (45) **Date of Patent:** **** Feb. 2, 2021**

(54) **LAMP**
(71) Applicant: **Shunyuan Jiang**, Sichuan (CN)
(72) Inventor: **Shunyuan Jiang**, Sichuan (CN)
(**) Term: **15 Years**
(21) Appl. No.: **29/738,706**
(22) Filed: **Jun. 19, 2020**
(51) **LOC (13) Cl.** **26-05**
(52) **U.S. Cl.**
USPC **D26/93**
(58) **Field of Classification Search**
USPC D26/24, 72, 76, 78, 81, 83, 86, 88, 87,
D26/89, 90, 93, 104, 106, 108, 109, 118,
D26/119, 120, 121, 152
CPC F21S 8/00; F21S 8/04; F21S 8/06; F21S
8/024; F21S 8/026; F21S 8/031; F21S
8/035-037; F21S 8/043; F21S 8/063;
F21S 6/00; F21S 6/005; F21S 2/00; F21V
1/00; F21V 1/02
See application file for complete search history.

(56) **References Cited**

U.S. PATENT DOCUMENTS

D127,379 S *	5/1941	Parrison	D26/76
D309,504 S *	7/1990	Hanson	D26/68
D312,136 S *	11/1990	Miletich	D26/24
D553,788 S *	10/2007	Holmes	D26/93
D569,025 S *	5/2008	Hakamada	D26/74
D627,503 S *	11/2010	Postelmans	D26/93
D664,700 S *	7/2012	Ferguson	D26/76
D667,157 S *	9/2012	Ferguson	D26/76
D744,691 S *	12/2015	Kitts	D26/85
D751,237 S *	3/2016	Ferrier	D26/90
D782,099 S *	3/2017	Orozco	D26/85
D796,108 S *	8/2017	Boorom	D26/87

D808,566 S *	1/2018	Goetz-Schaefer	D26/76
D808,826 S *	1/2018	Johnson	D10/46
D816,881 S *	5/2018	Qiao	D26/86
D822,233 S	7/2018	Wang et al.		
D825,815 S *	8/2018	Sonneman	D26/87
D829,957 S *	10/2018	Sonneman	D26/87
D830,609 S *	10/2018	Sonneman	D26/87
D840,576 S *	2/2019	Gaynor	D26/74
D842,525 S *	3/2019	Yifan	D26/76
D847,395 S *	4/2019	Tremaine	D26/76
D850,700 S *	6/2019	Samson	D26/76
D864,456 S *	10/2019	Lin	D26/76
D866,843 S *	11/2019	Benghozi	D26/87
D873,468 S *	1/2020	Ma	D26/85
D880,043 S *	3/2020	Guerra	D26/76
D889,722 S *	7/2020	Veltri	D26/76
D893,791 S *	8/2020	Lin	D26/87
2012/0218757 A1 *	8/2012	Gill	F21V 29/74 362/235
2017/0051894 A1 *	2/2017	Farrell	F21S 4/28

* cited by examiner

Primary Examiner — Wan Laymon
Assistant Examiner — Clint A Samuel
(74) *Attorney, Agent, or Firm* — ZANIP

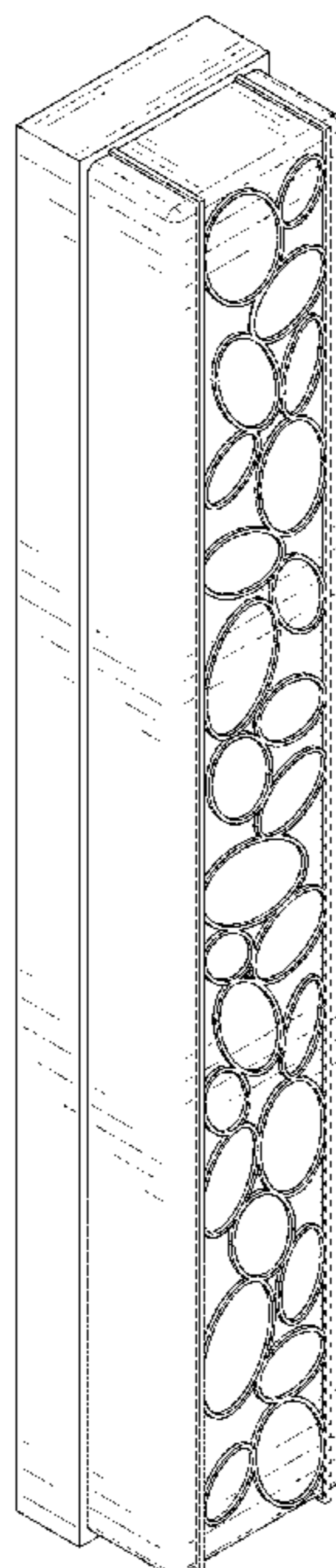
(57) **CLAIM**

The ornamental design for a lamp, as shown and described.

DESCRIPTION

FIG. 1 is a front and top perspective view of a lamp, showing my new design;
FIG. 2 is a rear and top perspective view thereof;
FIG. 3 is a front elevational view thereof;
FIG. 4 is a rear elevational view thereof;
FIG. 5 is a left side elevational view thereof;
FIG. 6 is a right side elevational view thereof;
FIG. 7 is a top plan view thereof; and,
FIG. 8 is a bottom plan view thereof.

1 Claim, 8 Drawing Sheets



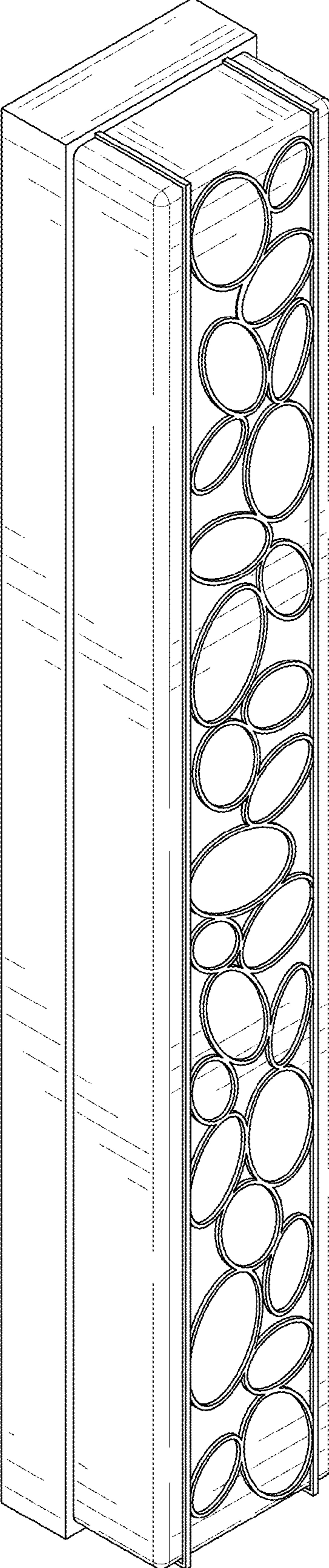


FIG. 1

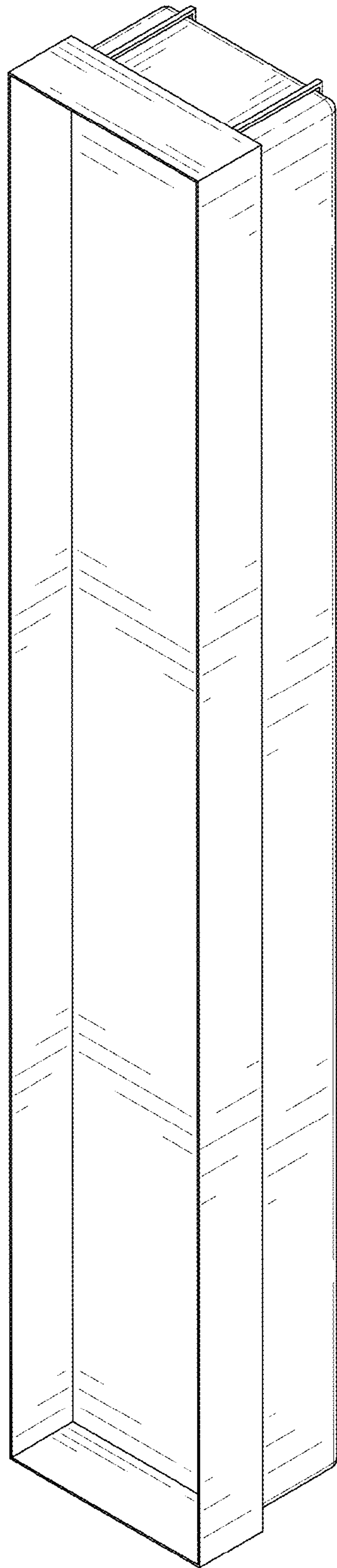


FIG. 2




FIG. 3




FIG. 4

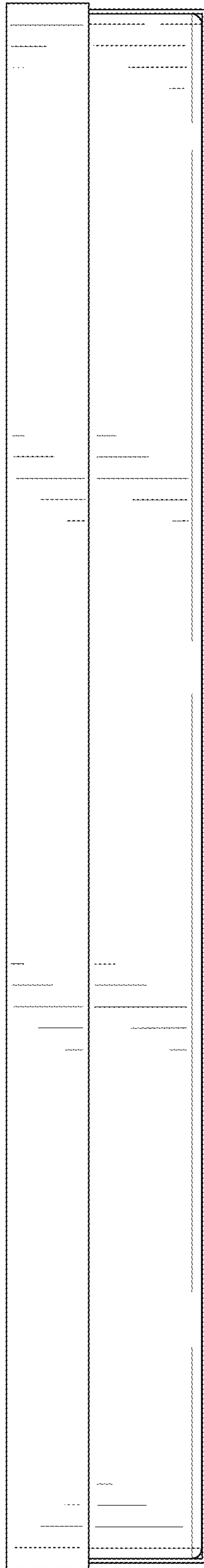


FIG. 5




FIG. 6

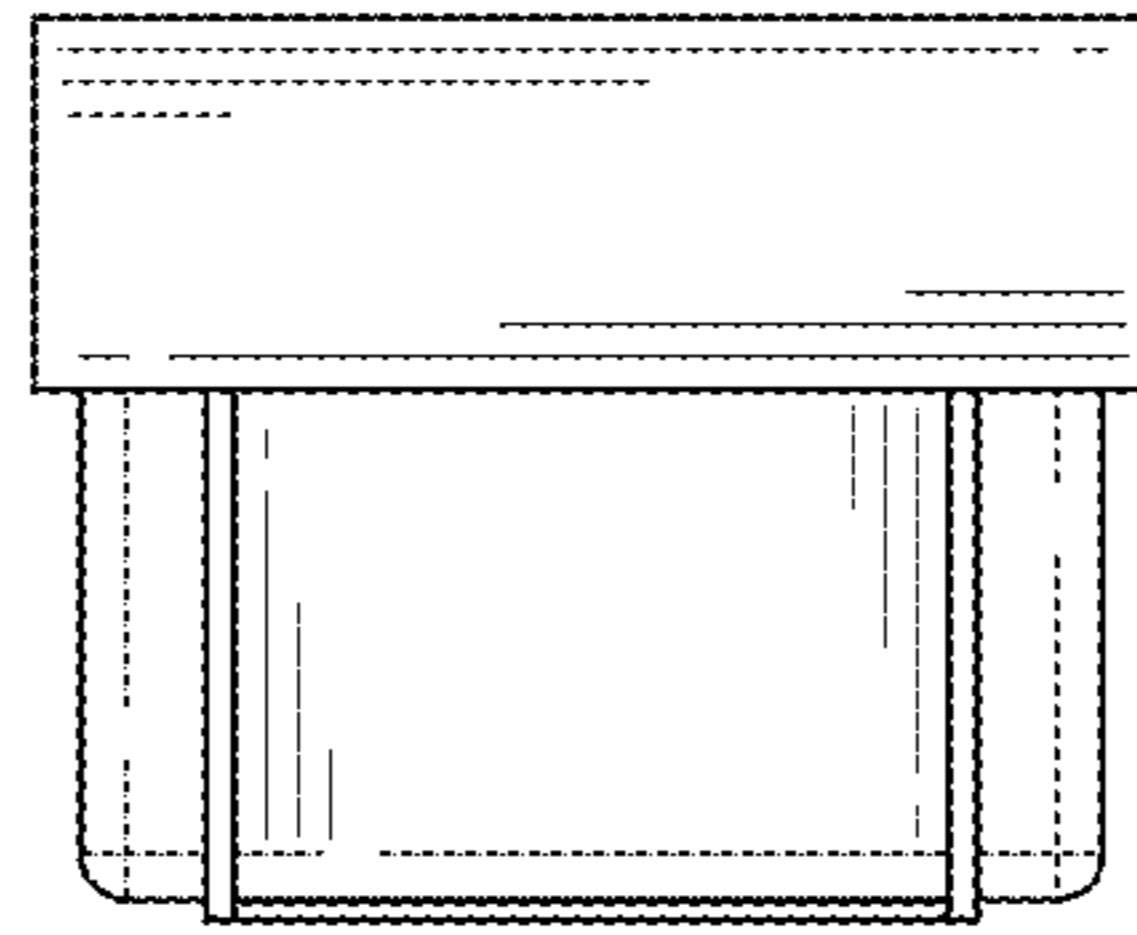


FIG. 7

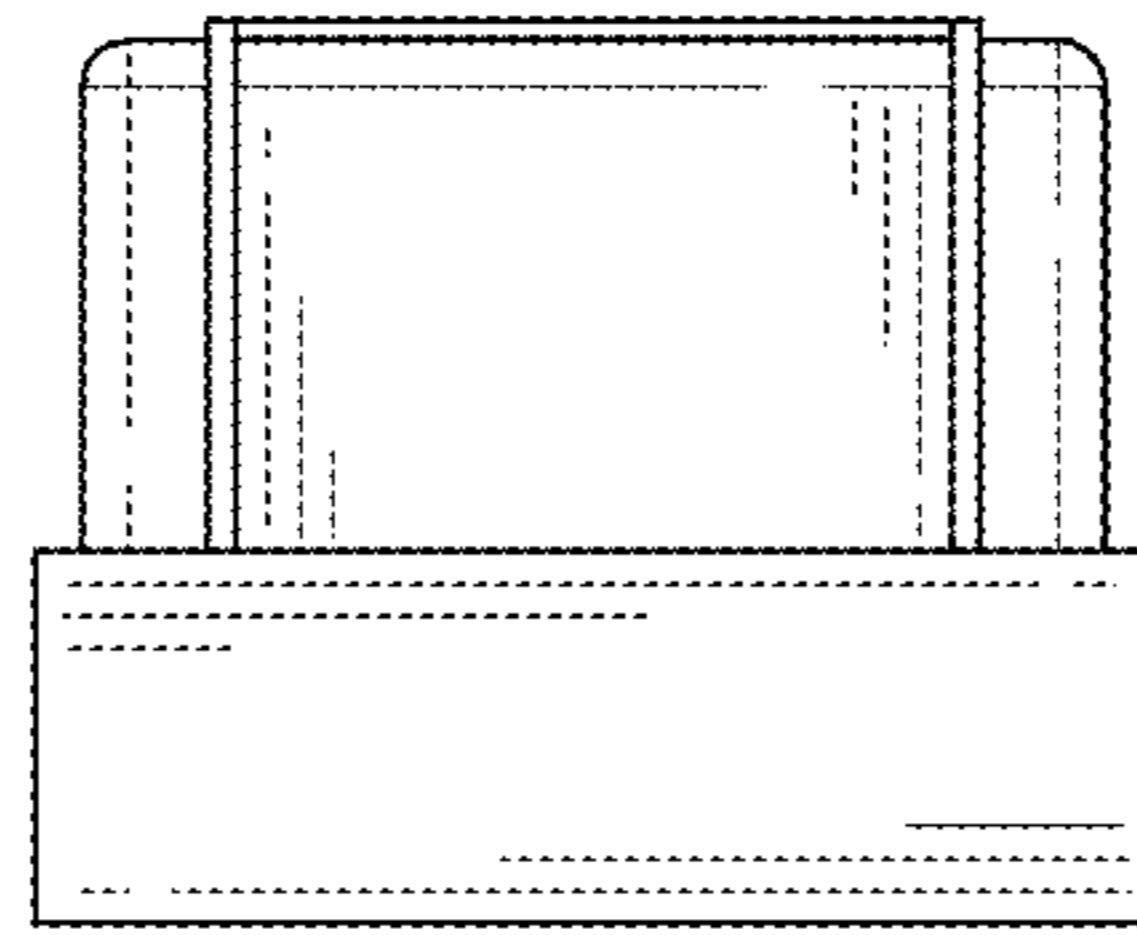


FIG. 8