



US00D909655S

(12) **United States Design Patent** (10) **Patent No.:** **US D909,655 S**
Liu (45) **Date of Patent:** **** Feb. 2, 2021**

(54) **LANTERN**
(71) Applicant: **Hesheng Liu**, Huaihua (CN)
(72) Inventor: **Hesheng Liu**, Huaihua (CN)
(**) Term: **15 Years**
(21) Appl. No.: **29/696,198**
(22) Filed: **Jun. 26, 2019**
(51) **LOC (13) Cl.** **26-03**
(52) **U.S. Cl.**
USPC **D26/85; D26/67**
(58) **Field of Classification Search**
USPC D26/67, 72, 80, 85, 88, 87, 40, 41, 51,
D26/92
CPC F21S 8/03; F21S 8/033; F21S 8/036; F21S
8/081; F21W 2111/02; F21W 2111/023;
F21W 2131/109
See application file for complete search history.

D672,485 S * 12/2012 Chen D26/67
D672,487 S * 12/2012 Chen D26/67
2007/0175085 A1* 8/2007 Chen A01M 1/223
43/112

OTHER PUBLICATIONS

Vintage Ornate Traditional Moroccan Style Minaret Dome Lantern sold at depop.com as early as Oct. 22, 2019. (Year: 2019).*
Ornate Black Dome Top Hexagon Metal Lantern from samisonline.co.uk visited Oct. 22, 2020. (Year: 2020).*
Large White Moroccan Lantern by Furniture Creations available at amazon.com as early as Mar. 26, 2012. (Year: 2012).*
Moroccan Hanging Candle Lantern by Ninganju, available at amazon.com as early as Oct. 10, 2020. (Year: 2020).*

* cited by examiner

Primary Examiner — Clare E Heflin

(57) **CLAIM**

The ornamental design for a lantern, as shown and described.

DESCRIPTION

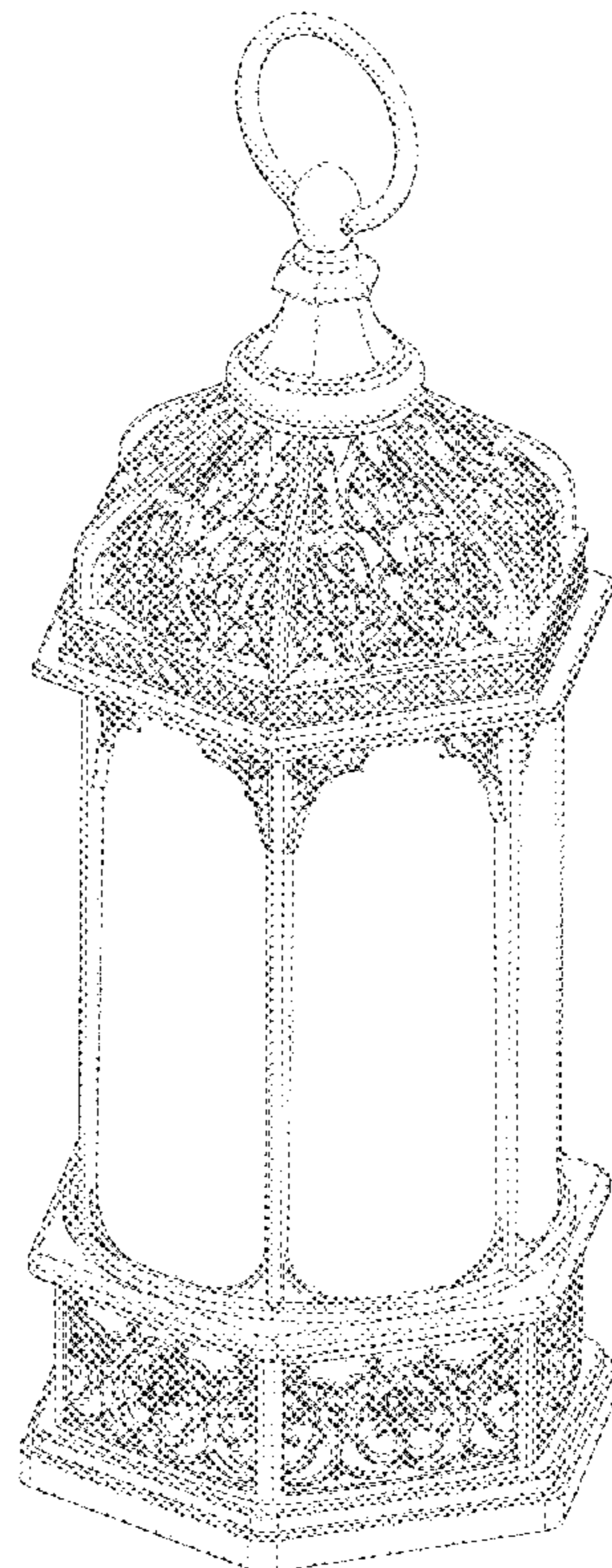
FIG. 1 is a front, top perspective view of the lantern showing my new design;
FIG. 2 is a rear, bottom perspective view thereof;
FIG. 3 is a front elevational view thereof;
FIG. 4 is a rear elevational view thereof;
FIG. 5 is a left side elevational view thereof;
FIG. 6 is a top plan view thereof; and,
FIG. 7 is a bottom plan view thereof.

1 Claim, 6 Drawing Sheets

(56) **References Cited**

U.S. PATENT DOCUMENTS

D50,533 S * 3/1917 Mohrmann D26/67
D50,541 S * 3/1917 Wellman D26/67
D62,789 S * 7/1923 Mohrmann D26/85
1,662,136 A * 3/1928 Stevens F21S 8/04
362/367
D81,003 S * 4/1930 Haas D26/67
D91,510 S * 2/1934 Clarke D26/67
D451,620 S * 12/2001 Chen D26/72
D482,479 S * 11/2003 Kuelbs D26/67






FIG. 1

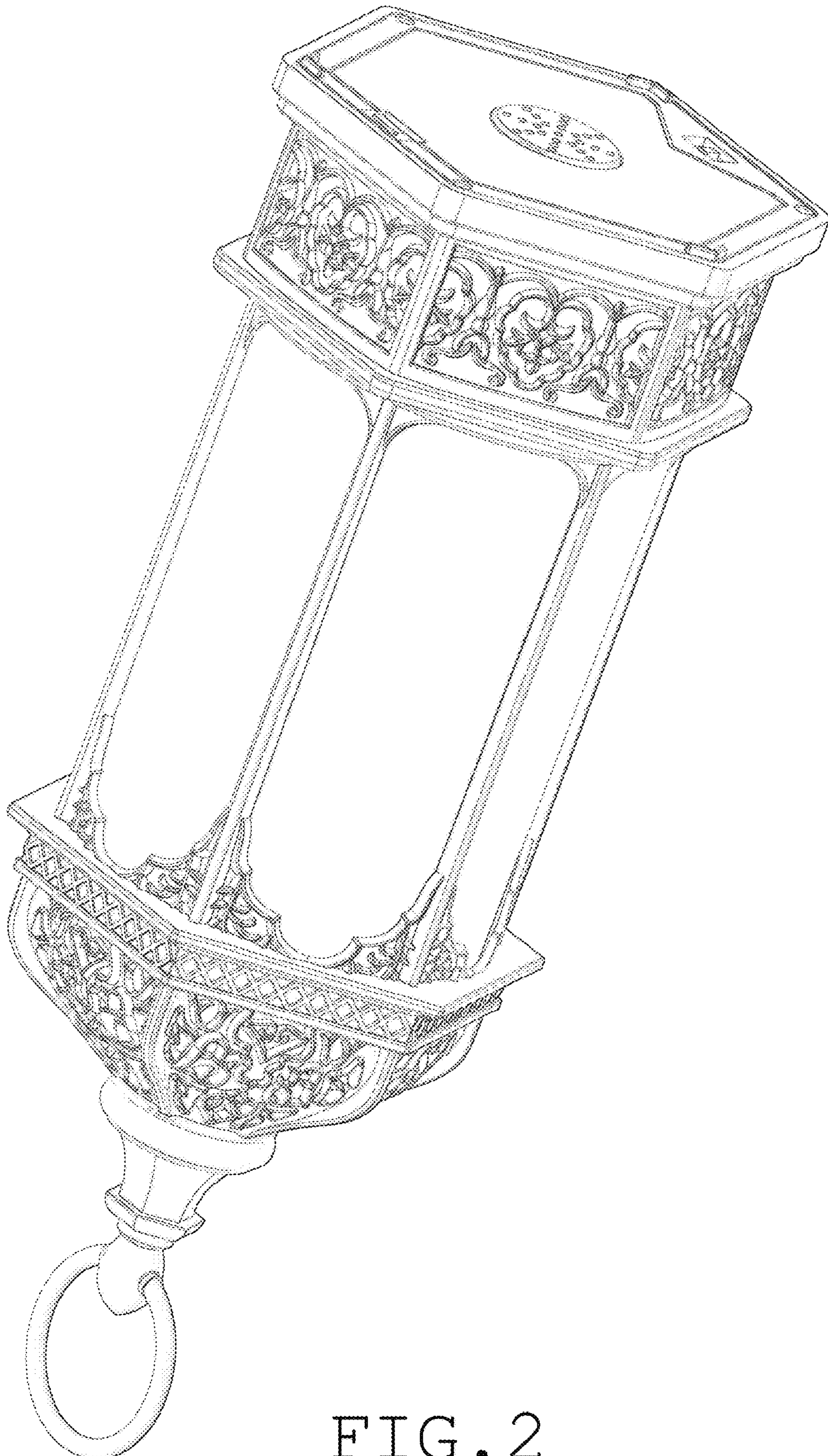


FIG. 2




FIG. 3




FIG. 4




FIG. 5




FIG. 6

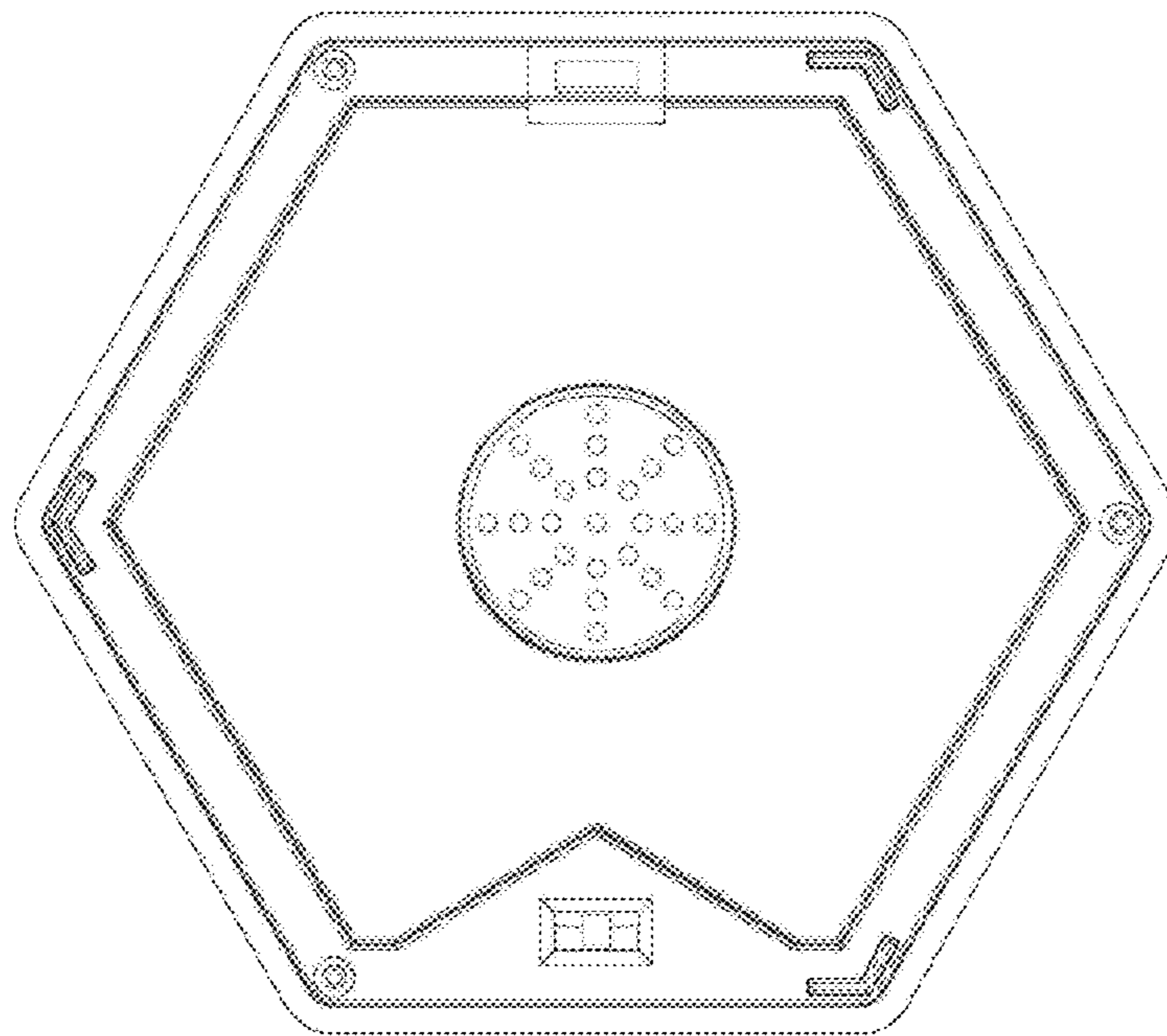


FIG. 7