



US00D909625S

(12) **United States Design Patent**
Nadalini

(10) **Patent No.:** **US D909,625 S**

(45) **Date of Patent:** **** Feb. 2, 2021**

- (54) **MOSAIC TILE**
- (71) Applicant: **MOSAICO+ S.R.L.**, Milan (IT)
- (72) Inventor: **Massimo Nadalini**, Milan (IT)
- (73) Assignee: **MOSAICO+ S.R.L.**, Milan (IT)
- (**) Term: **15 Years**
- (21) Appl. No.: **29/706,596**
- (22) Filed: **Sep. 20, 2019**
- (30) **Foreign Application Priority Data**

D294,663	S	*	3/1988	Gosling	D5/46
D330,435	S	*	10/1992	Dukart	D25/138
D405,200	S	*	2/1999	Hines	D25/151
D414,942	S	*	10/1999	Grosfillex	D5/47
6,209,267	B1	*	4/2001	Dantzer	E04B 5/12 52/480
D499,196	S	*	11/2004	Crawley	D25/160
D638,145	S	*	5/2011	Rhee	D25/157
D670,823	S	*	11/2012	Schramm	D25/113
8,302,356	B2	*	11/2012	Knight, III	E04F 15/02452 52/263
D700,978	S	*	3/2014	Vidal Soler	D25/151
D701,623	S	*	3/2014	Vidal Soler	D25/151
D783,294	S	*	4/2017	Ellis	D5/53
D875,276	S	*	2/2020	He	D25/157
2008/0222986	A1	*	9/2008	Hamel	E04F 13/0819 52/415

Sep. 4, 2019 (EM) 006814257

- (51) **LOC (13) Cl.** **25-01**
- (52) **U.S. Cl.**
USPC **D25/140**; D25/138; D25/156
- (58) **Field of Classification Search**
USPC D21/300, 334, 792, 809; D5/46, 58, 59;
D6/582, 583, 593, 594, 596, 602, 603,
D6/617, 622; D25/112, 113, 115, 118,
D25/125, 138-141, 151, 156, 157, 160,
D25/161, 99; 52/43
CPC E04F 13/00; E04F 13/147; E04D 3/32;
E04D 13/151; E01C 5/00
See application file for complete search history.

(56) **References Cited**
U.S. PATENT DOCUMENTS

D62,836	S	*	8/1923	Lord	D5/46
D81,929	S	*	9/1930	Hamill	D5/59
D99,132	S	*	3/1936	McLean	D25/151
D108,262	S	*	2/1938	Harvey	D5/59
2,246,377	A	*	6/1941	Mattes	E04F 13/147 52/314
D218,030	S	*	7/1970	Ford	D6/582
D248,779	S	*	8/1978	Demetrovics	D25/151
D294,662	S	*	3/1988	Davidson	D5/46

* cited by examiner

Primary Examiner — Sandra Snapp
Assistant Examiner — Mehri F. Bajoul
(74) *Attorney, Agent, or Firm* — Hedman & Costigan,
P.C.; James V. Costigan; Kathleen A. Costigan

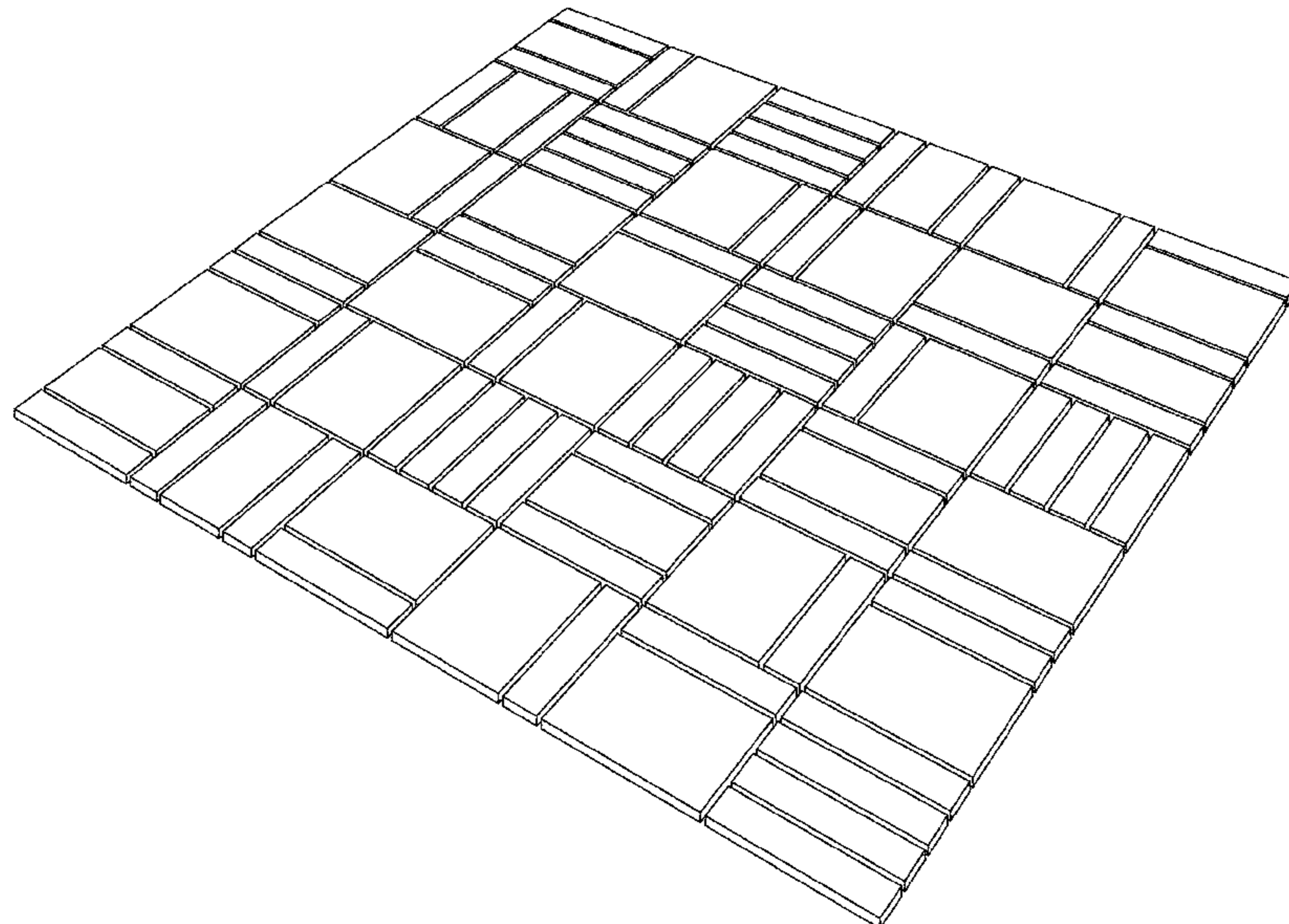
(57) **CLAIM**

The ornamental design for a mosaic tile, as shown and described.

DESCRIPTION

FIG. 1 is a front perspective view of a mosaic tile showing my new design;
FIG. 2 is a front view thereof;
FIG. 3 is a back view thereof;
FIG. 4 is a left side thereof;
FIG. 5 is a right side thereof;
FIG. 6 is a top view thereof; and,
FIG. 7 is a bottom view thereof.
The broken lines showing the support structure connecting the individual pieces of material are for environmental purposes only and form no part of the claimed design.

1 Claim, 4 Drawing Sheets



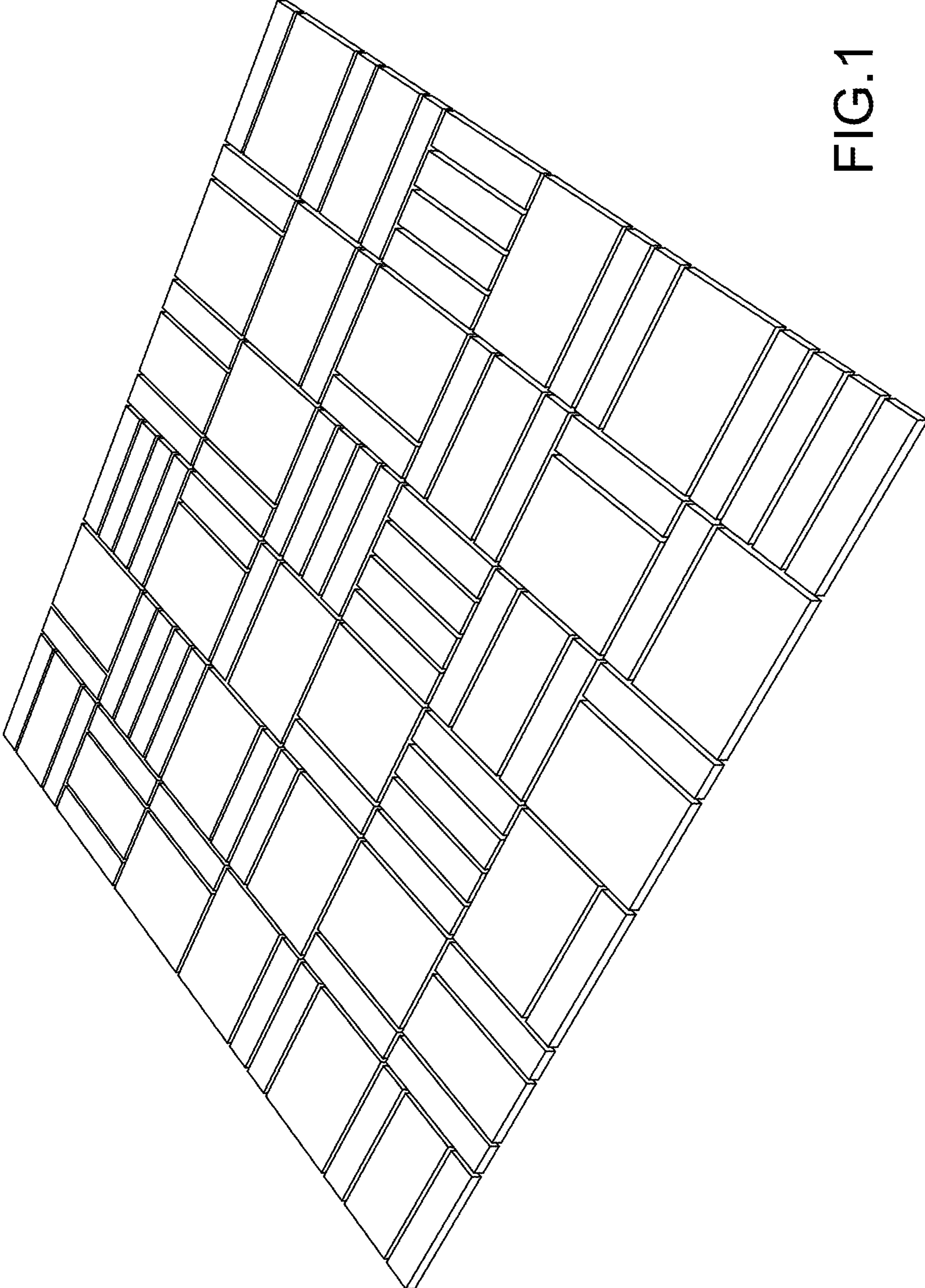


FIG.1

FIG.2




FIG.3






FIG. 4



FIG. 5



FIG. 6



FIG. 7