



US00D909623S

(12) **United States Design Patent**
Nadalini

(10) **Patent No.:** **US D909,623 S**

(45) **Date of Patent:** **** Feb. 2, 2021**

- (54) **MOSAIC TILE**
- (71) Applicant: **MOSAICO+ S.R.L.**, Milan (IT)
- (72) Inventor: **Massimo Nadalini**, Milan (IT)
- (73) Assignee: **MOSAICO+ S.R.L.**, Milan (IT)
- (**) Term: **15 Years**
- (21) Appl. No.: **29/706,588**
- (22) Filed: **Sep. 20, 2019**
- (30) **Foreign Application Priority Data**

D294,663 S *	3/1988	Gosling	D5/46
4,760,679 A *	8/1988	Thompson	E04D 3/32
			52/309.1
D330,435 S *	10/1992	Dukart	D25/138
D405,200 S *	2/1999	Hines	D25/151
D499,196 S *	11/2004	Crawley	D25/160
D638,145 S *	5/2011	Rhee	D25/157
D670,823 S *	11/2012	Schramm	D25/113
D700,978 S *	3/2014	Vidal Soler	D25/151
D701,623 S *	3/2014	Vidal Soler	D25/151
D701,625 S *	3/2014	Vidal Soler	D25/151
D740,451 S *	10/2015	Elmaagacli	D25/157
D754,370 S *	4/2016	Huang	D25/140
D794,127 S *	8/2017	Elmaagacli	D21/300
D808,545 S *	1/2018	Huang	D25/157
D867,621 S *	11/2019	Kaplan	D25/138
D875,276 S *	2/2020	He	D25/157

(Continued)

Sep. 4, 2019 (EM) 006814257

- (51) **LOC (13) Cl.** **25-01**
- (52) **U.S. Cl.**
USPC **D25/140; D25/138; D25/156**
- (58) **Field of Classification Search**
USPC D21/300, 334, 792, 809; D5/46, 58, 59;
D6/582, 583, 593, 594, 596, 602, 603,
D6/617, 622; D25/112, 113, 115, 118,
D25/125, 138-141, 151, 156, 157, 160,
D25/161, 99; 52/43
CPC E04F 13/00; E04F 13/147; E04D 3/32;
E04D 13/151; E01C 5/00
See application file for complete search history.

Primary Examiner — Sandra Snapp
Assistant Examiner — Mehri Bajoul
 (74) *Attorney, Agent, or Firm* — Hedman & Costigan,
 P.C.; James V. Costigan; Kathleen A. Costigan

(57) **CLAIM**

The ornamental design for a mosaic tile, as shown and described.

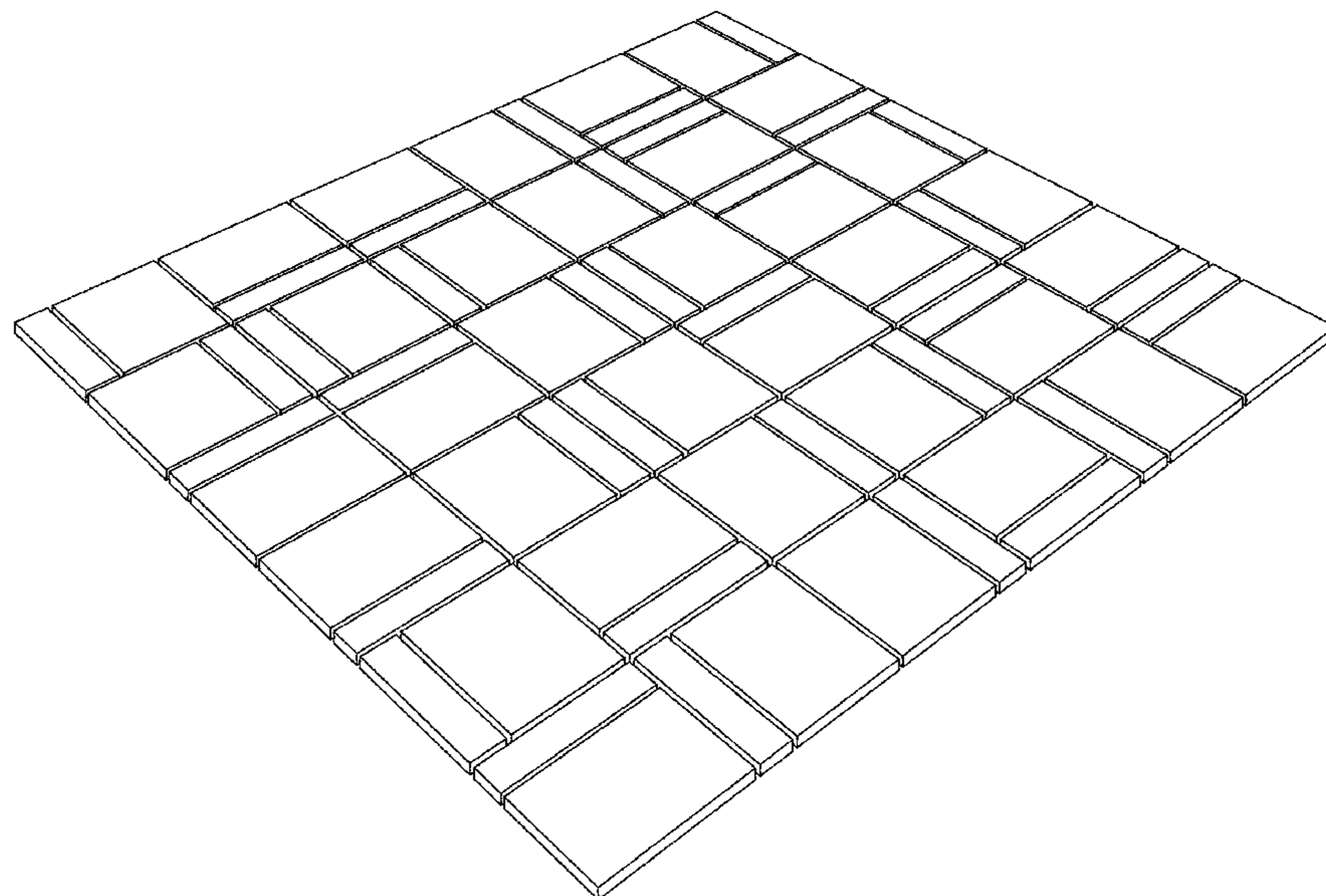
DESCRIPTION

FIG. 1 is a front perspective view of a mosaic tile showing my new design;
 FIG. 2 is a front view thereof;
 FIG. 3 is a back view thereof;
 FIG. 4 is a left side thereof;
 FIG. 5 is a right side thereof;
 FIG. 6 is a top view thereof; and,
 FIG. 7 is a bottom view thereof.
 The broken lines showing the support structure connecting the individual pieces of material are for environmental purposes only and form no part of the claimed design.

(56) **References Cited**
 U.S. PATENT DOCUMENTS

D61,684 S *	11/1922	Lord	D5/46
D62,836 S *	8/1923	Lord	D5/46
D81,929 S *	9/1930	Hamill	D5/59
D99,132 S *	3/1936	Maclean	D25/151
2,246,377 A *	6/1941	Mattes	E04F 13/147
			52/314
D218,030 S *	7/1970	Fors	D6/582
D248,779 S *	8/1978	Demetrovics	D25/151
D294,662 S *	3/1988	Davidson	D5/46

1 Claim, 4 Drawing Sheets



(56)

References Cited

U.S. PATENT DOCUMENTS

2008/0025793 A1* 1/2008 Dupuis E01C 5/00
404/42
2008/0222986 A1* 9/2008 Hamel E04F 13/0819
52/415

* cited by examiner

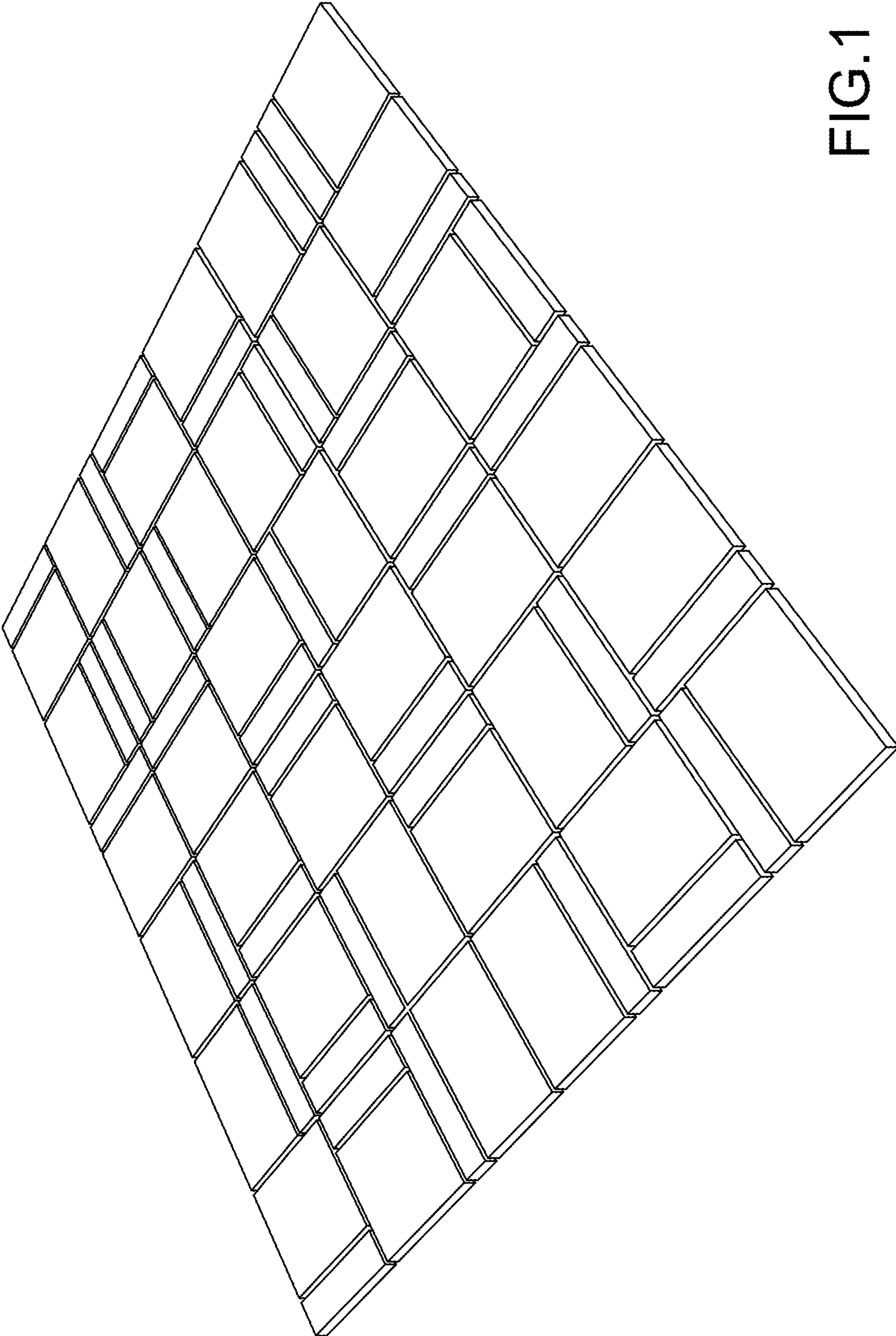


FIG.1

FIG.2




FIG.3






FIG. 4



FIG. 6



FIG. 7