

US00D909621S

(12) **United States Design Patent** (10) **Patent No.:** **US D909,621 S**  
**Ramon** (45) **Date of Patent:** **\*\* Feb. 2, 2021**

(54) **COLUMN PROTECTOR**  
(71) Applicant: **Xavier Ramon**, Marke (BE)  
(72) Inventor: **Xavier Ramon**, Marke (BE)  
(\*\*) Term: **15 Years**  
(21) Appl. No.: **35/507,203**  
(22) Filed: **Oct. 25, 2018**  
(80) **Hague Agreement Data**  
Int. Filing Date: **Oct. 25, 2018**  
Int. Reg. No.: **DM/202199**  
Int. Reg. Date: **Oct. 25, 2018**  
Int. Reg. Pub. Date: **Aug. 9, 2019**

D380,274 S \* 6/1997 Stamets ..... D25/38.1  
D408,560 S \* 4/1999 Bruder ..... D25/122  
6,242,070 B1 \* 6/2001 Gillispie ..... E01F 15/141  
428/122  
D600,831 S \* 9/2009 Munakata ..... D25/126  
D667,964 S \* 9/2012 Chung ..... 256/65.14  
D690,030 S \* 9/2013 Mukith ..... D25/38.1  
D695,424 S \* 12/2013 Dionne ..... D25/126  
D710,563 S \* 8/2014 Panzer ..... D25/126  
D745,299 S \* 12/2015 Chang ..... D25/124  
D775,741 S \* 1/2017 Kashiwagi ..... D25/126  
2007/0028532 A1 \* 2/2007 Douglas ..... E04H 12/182  
52/118  
2016/0235202 A1 \* 8/2016 Ramon ..... A47B 95/043

\* cited by examiner

*Primary Examiner* — Samantha Q Lawrence

(51) **LOC (13) Cl.** ..... **25-01**  
(52) **U.S. Cl.**  
USPC ..... **D25/126**  
(58) **Field of Classification Search**  
USPC ..... D25/38.1, 43, 58, 126, 127, 128, 129,  
D25/130, 131, 132, 133, 134, 135  
CPC ..... E01F 13/028; E04D 13/0335; E04G  
21/3233; E04G 21/3238; E04H 12/2269;  
E04H 17/08; E04H 17/1413; E04H  
17/161; E04H 17/163; E04H 2017/1452;  
F24F 13/082; F24F 1/58  
See application file for complete search history.

(57) **CLAIM**

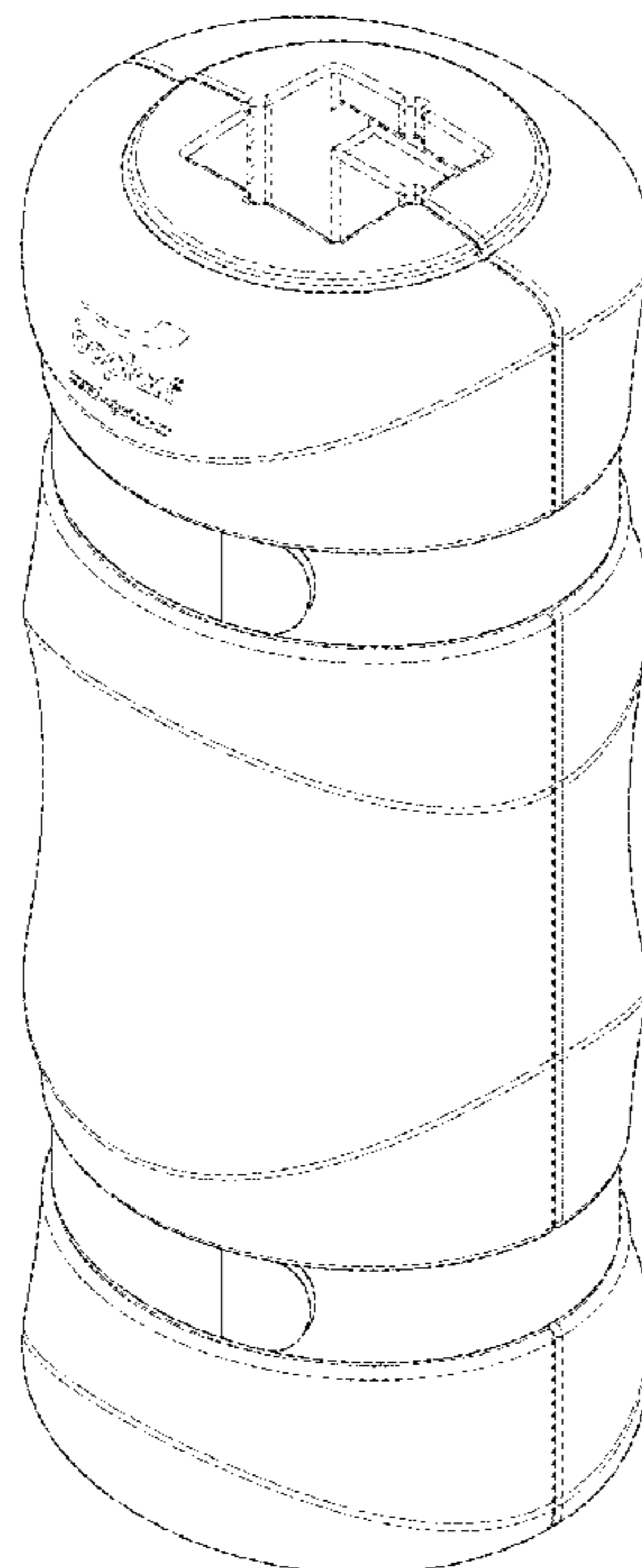
The ornamental design for a column protector, as shown and described.

**DESCRIPTION**

Figure 1.1 is a perspective view of a column protector; Figure 1.2 is a front view thereof; and Figure 1.3 is another perspective view thereof shown in an unfolded position of use. The broken lines shown in Figures 1.1-1.3 illustrate portions of the column protector that form no part of the claimed design. The additional broken lines show in Figure 1.3 illustrates environment and forms no part of the claimed design.

(56) **References Cited**  
U.S. PATENT DOCUMENTS  
5,044,815 A \* 9/1991 Wright ..... E01F 15/141  
403/338  
D361,631 S \* 8/1995 King ..... D25/128

**1 Claim, 3 Drawing Sheets**



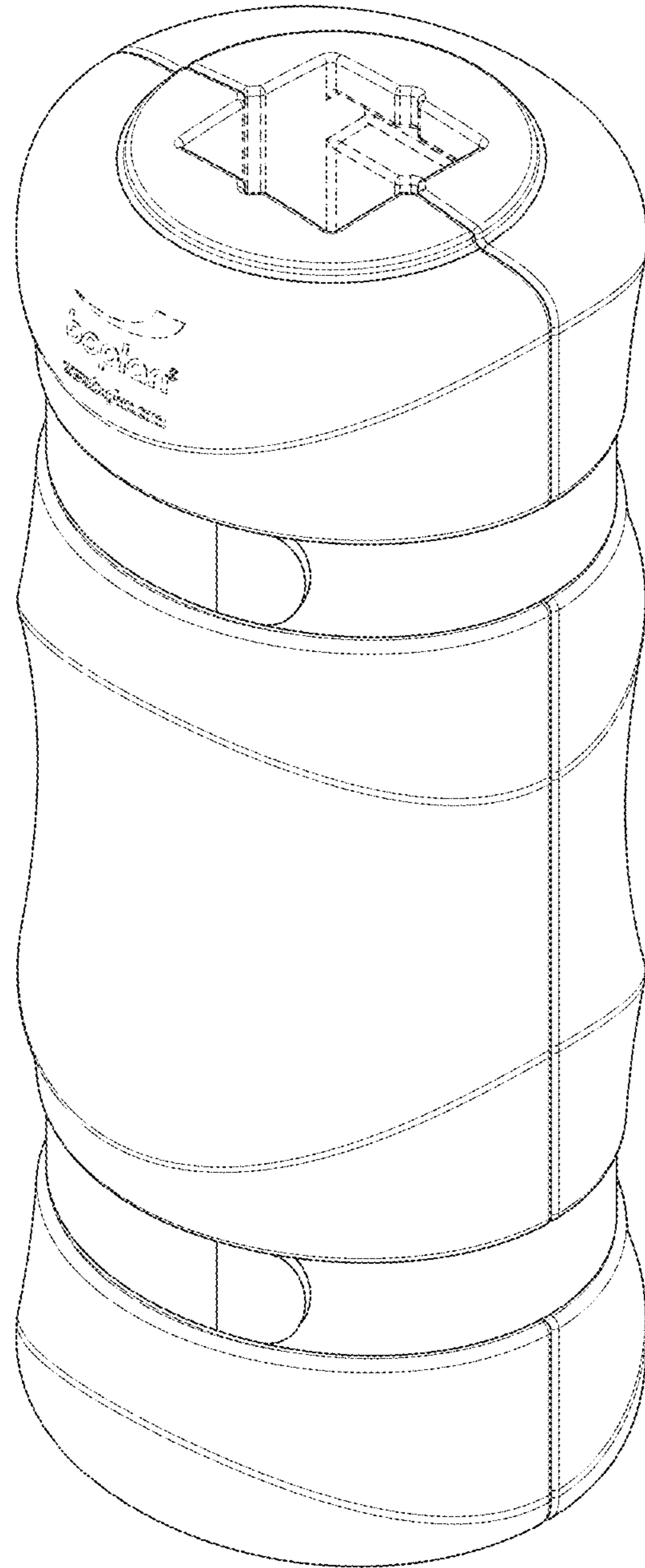


FIG. 1.1

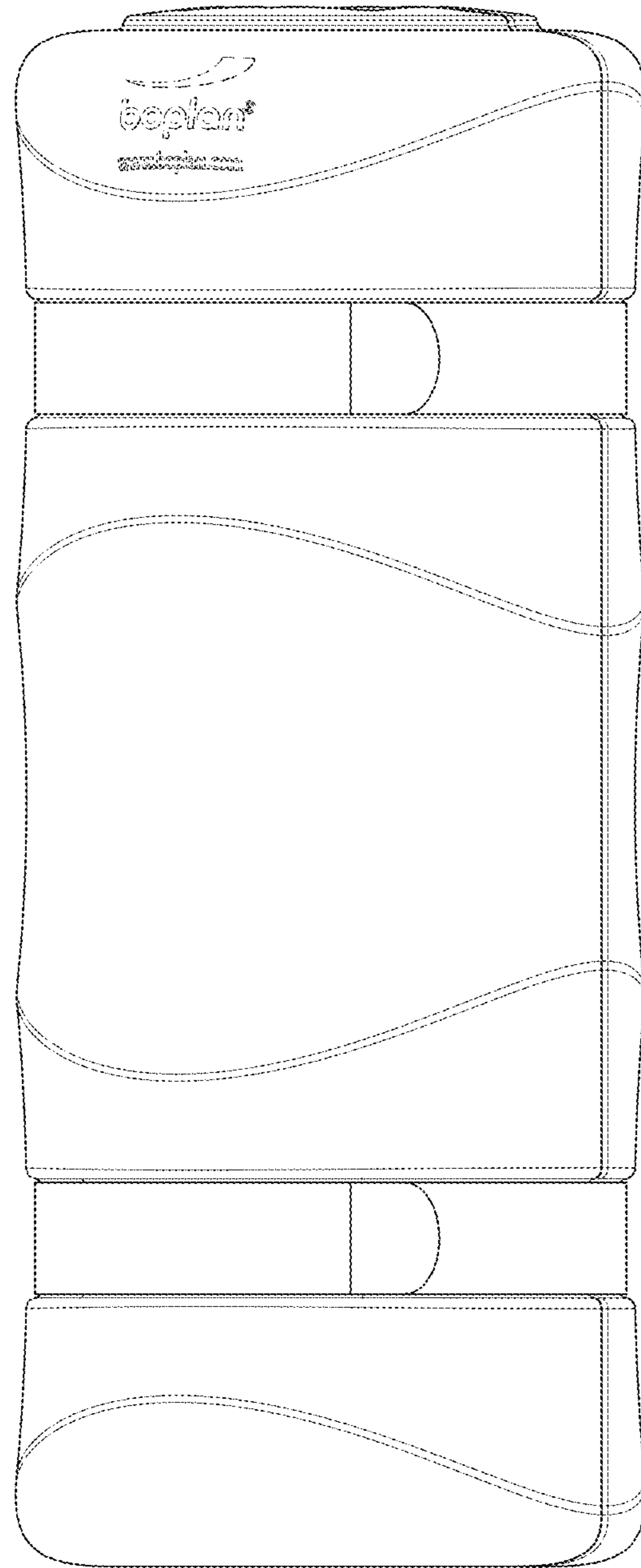


FIG. 1.2

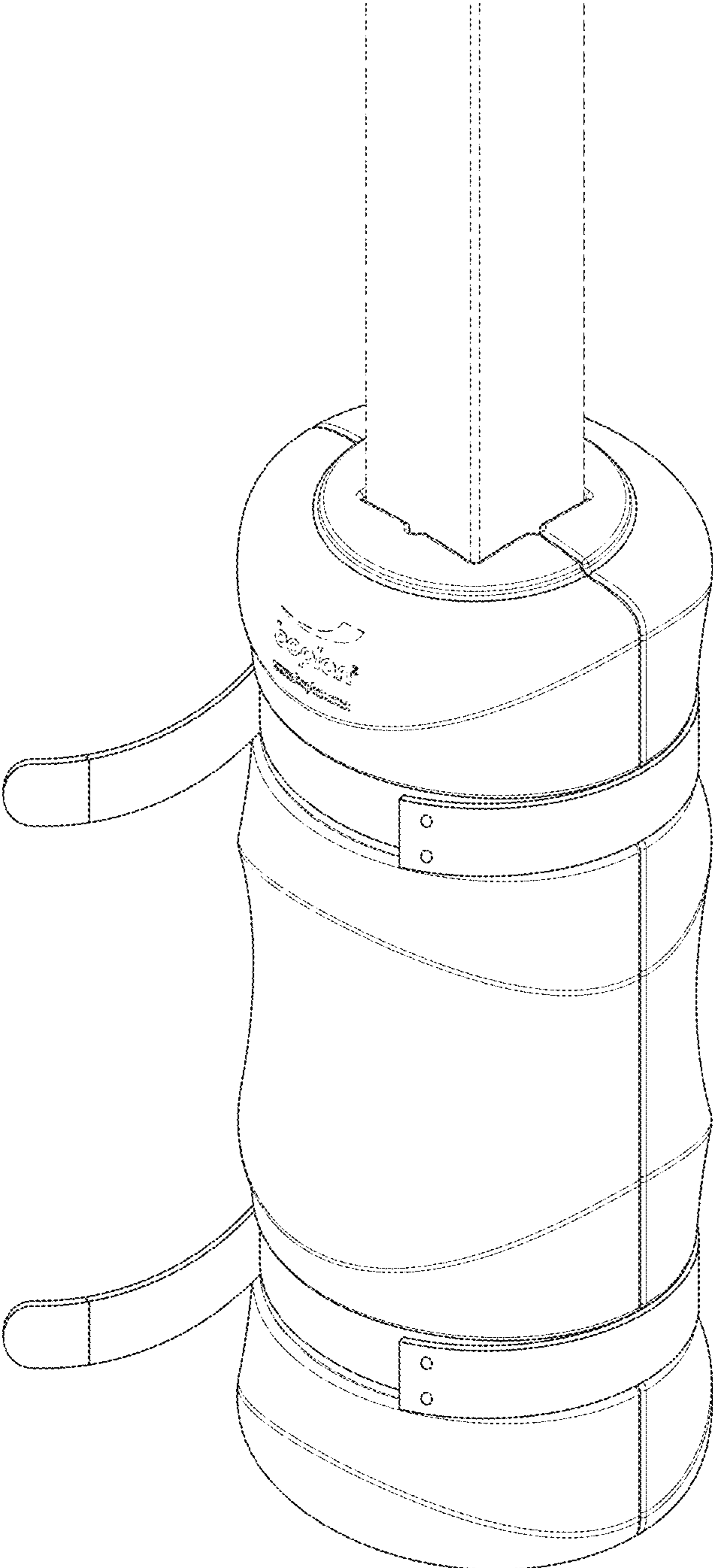


FIG. 1.3