



US00D909612S

(12) **United States Design Patent** (10) **Patent No.:** **US D909,612 S**
Coen et al. (45) **Date of Patent:** **** Feb. 2, 2021**

- (54) **FENCE PANEL**
- (71) Applicant: **LANDSCAPE FORMS, INC.**,
Kalamazoo, MI (US)
- (72) Inventors: **Shane Coen**, Minneapolis, MN (US);
Robin Ganser, Minneapolis, MN (US);
Brian Revoir, Vicksburg, MI (US);
John Shimer, Portage, MI (US)
- (73) Assignee: **LANDSCAPE FORMS, INC.**,
Kalamazoo, MI (US)
- (**) Term: **15 Years**
- (21) Appl. No.: **29/688,268**
- (22) Filed: **Apr. 19, 2019**
- (51) **LOC (13) Cl.** **25-02**
- (52) **U.S. Cl.**
USPC **D25/38.1**
- (58) **Field of Classification Search**
USPC D25/38.1, 39, 40, 41.1, 42, 43, 44, 45
CPC E04H 17/00; E04H 17/14; E04H 17/1413;
E04H 17/1417; E04H 17/1421; E04H
17/1426; E04H 17/143; E04H 17/1434;
E04H 17/1439; E04H 17/1443; E04H
17/16; E04H 17/161; E01F 8/00; E01F
8/0029; E01F 8/0064
See application file for complete search history.

(56) **References Cited**

U.S. PATENT DOCUMENTS

D737,469 S *	8/2015	Bucarizza	D25/119
D737,470 S *	8/2015	Bucarizza	D25/119
D737,471 S *	8/2015	Bucarizza	D25/119
D737,472 S *	8/2015	Bucarizza	D25/119
D737,473 S *	8/2015	Bucarizza	D25/121
D737,995 S *	9/2015	Bucarizza	D25/121
D737,996 S *	9/2015	Bucarizza	D25/121

D738,530 S *	9/2015	Thomas	D25/38.1
D738,535 S *	9/2015	Bucarizza	D25/121
D784,558 S *	4/2017	Wu	D25/38.1

(Continued)

OTHER PUBLICATIONS

L I N E Landscape Panels—Outdoor Fence & Landscape Panels
<https://www.landscapeforms.com/en-US/product/Pages/L-I-N-E-Landscape-Panels.aspx> Available Sep. 4, 2019 (Year: 2019).*

(Continued)

Primary Examiner — Leanne Was-Englehart
(74) *Attorney, Agent, or Firm* — Heslin Rothenberg
Farley and Mesiti PC

(57) **CLAIM**

We claim the ornamental design for a fence panel, as shown and described.

DESCRIPTION

This application is related to commonly owned, concurrently filed application Ser. No. 29/688,294, entitled “Metal Gate and Metal Fence Panel”.

FIG. 1 is an isometric view of a fence panel of the present design;

FIG. 2 is a front elevational view thereof;

FIG. 3 is a rear elevational view thereof;

FIG. 4 is a left side elevational view thereof;

FIG. 5 is a right side elevational view thereof;

FIG. 6 is a top view thereof;


FIG. 7 is a bottom view thereof;

FIG. 8 is a front elevational view of the fence panel disposed in a series of fence panels; and,

FIG. 9 is a front elevational view of an alternative embodiment of the fence panel.

The broken lines in the figures illustrate portions of the fence panel, which forms no part of the claimed design. The broken short dash-long dash broken lines in FIG. 9 depict a symbolic break in the article. The portion between the break lines forms no part of the claimed design.

1 Claim, 7 Drawing Sheets



(56)

References Cited

U.S. PATENT DOCUMENTS

9,695,613 B2 * 7/2017 Shepherd E04H 17/161
 D829,926 S * 10/2018 Avetsisians D25/38.1

OTHER PUBLICATIONS

LF L I N E Brochure https://www.landscapeforms.com/LFI%20Brochures/LF_L%20I%20N%20E_Brochure.pdf May 24, 2019 (Year: 2019).*

Line Landscape Panels Azure Magazine Azure Magazine <https://www.azuremagazine.com/spec-sheets/line-landscape-panels/> Jul. 2019 (Year: 2019).*

Coen et al., Design U.S. Appl. No. 29/688,294, entitled “Metal Gate and Metal Fence Panel”, filed Apr. 19, 2019.

Coen et al., Design U.S. Appl. No. 29/688,263, entitled “Metal Fence Panel”, filed Apr. 19, 2019.

Coen et al., Design U.S. Appl. No. 29/688,265, entitled “Metal Fence Panel”, filed Apr. 19, 2019.

Coen et al., Design U.S. Appl. No. 29/688,269, entitled “Metal Fence Panel”, filed Apr. 19, 2019.

Coen et al., Design U.S. Appl. No. 29/688,270, entitled “Metal Fence Panel”, filed Apr. 19, 2019.

Coen et al., Design U.S. Appl. No. 29/688,273, entitled “Metal Fence Panel”, filed Apr. 19, 2019.

Coen et al., Design U.S. Appl. No. 29/688,274, entitled “Metal Fence Panel”, filed Apr. 19, 2019.

Coen et al., Design U.S. Appl. No. 29/688,275, entitled “Metal Fence Panel”, filed Apr. 19, 2019.

Coen et al., Design U.S. Appl. No. 29/688,292, entitled “Metal Gate and Metal Fence Panel”, filed Apr. 19, 2019.

Coen et al., Design U.S. Appl. No. 29/688,293, entitled “Metal Gate and Metal Fence Panel”, filed Apr. 19, 2019.

Coen et al., Design U.S. Appl. No. 29/688,297, entitled “Metal Gate and Metal Fence Panel”, filed Apr. 19, 2019.

Coen et al., Design U.S. Appl. No. 29/688,300, entitled “Metal Gate and Metal Fence Panel”, filed Apr. 19, 2019.

Coen et al., Design U.S. Appl. No. 29/688,301, entitled “Metal Gate and Metal Fence Panel”, filed Apr. 19, 2019.

Coen et al., Design U.S. Appl. No. 29/688,302, entitled “Metal Gate and Metal Fence Panel”, filed Apr. 19, 2019.

Coen et al., Design U.S. Appl. No. 29/688,304, entitled “Metal Gate and Metal Fence Panel”, filed Apr. 19, 2019.

Speckmann Custom Fence, designed by Coen+Partners, Minneapolis, Minnesota, 1 page, completed 2008.

Westminster Custom Fence, designed by Coen+Partners, Minneapolis, Minnesota, 1 page, completed 2007.

Wood House Custom Fence, designed by Coen+Partners, Minneapolis, Minnesota, 1 page, completed 2014.

Arden Hills House Custom Fence, designed by Coen+Partners, Minneapolis, Minnesota, 1 page, completed 2006.

Lavin Bernick Center Custom Fence, designed by Coen+Partners, Minneapolis, Minnesota, 1 page, completed 2007.

Coen House Custom Fence, designed by Coen+Partners, Minneapolis, Minnesota, 1 page, completed 1999.

Pohlad Custom Fence, designed by Coen+Partners, Minneapolis, Minnesota, 1 pages, completed 2008.

* cited by examiner

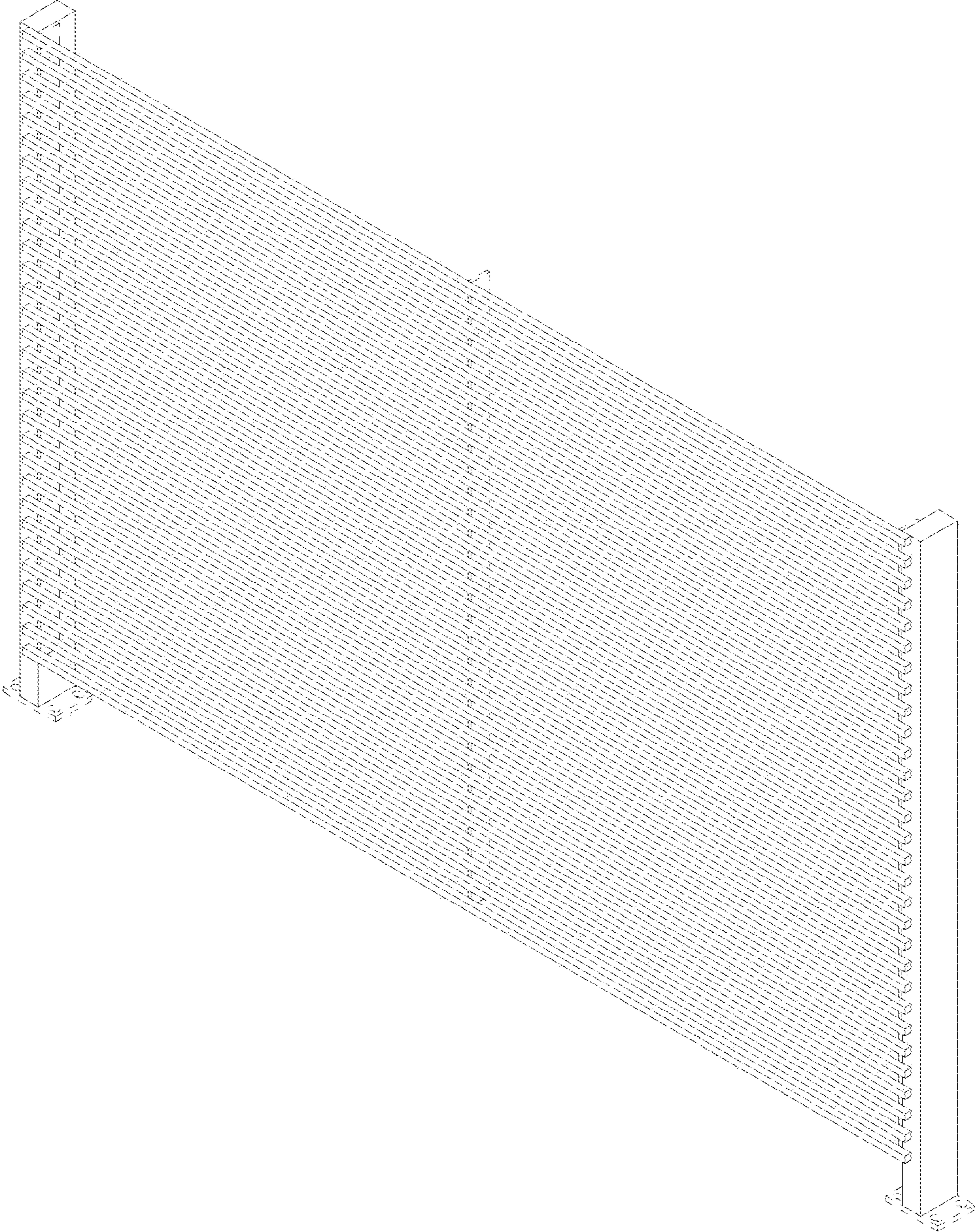


FIG. 1




FIG. 2




FIG. 3

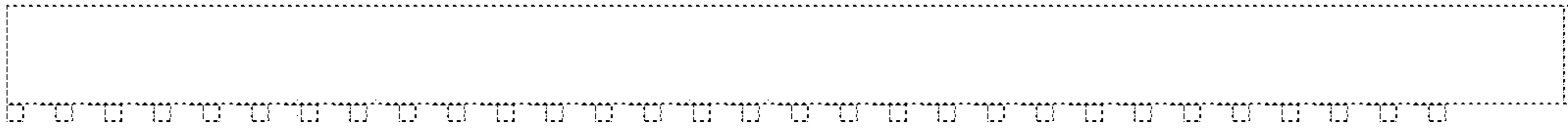


FIG. 5




FIG. 4

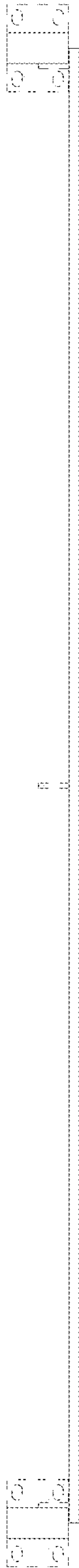


FIG. 6

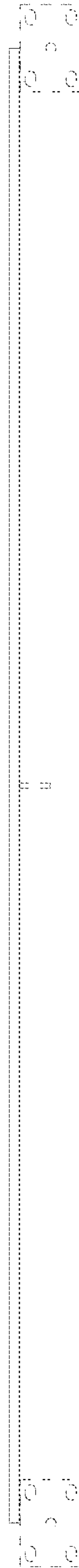


FIG. 7




FIG. 8




FIG. 9