



US00D909599S

(12) **United States Design Patent** (10) **Patent No.:** **US D909,599 S**
Giddings et al. (45) **Date of Patent:** **** Feb. 2, 2021**

(54) **HANDHELD TISSUE MANIPULATION TOOL**

(71) Applicant: **Wave Tools, Inc.**, Boulder, CO (US)

(72) Inventors: **Jeff Giddings**, Lyons, CO (US); **Laura Schmonsees**, Lyons, CO (US); **Frank Giddings**, Fort Collins, CO (US)

(73) Assignee: **Therapy Tools, LLC**, Boulder, CO (US)

(**) Term: **15 Years**

(21) Appl. No.: **29/725,311**

(22) Filed: **Feb. 24, 2020**

Related U.S. Application Data

(63) Continuation of application No. 29/700,170, filed on Jul. 31, 2019, now Pat. No. Des. 876,661, which is a continuation of application No. 29/612,750, filed on Aug. 3, 2017, now Pat. No. Des. 858,788, which is a continuation of application No. 15/642,083, filed on Jul. 5, 2017.

(51) **LOC (13) Cl.** **28-03**

(52) **U.S. Cl.**
USPC **D24/215**

(58) **Field of Classification Search**
USPC D24/133, 200, 211, 212, 213, 214, 215
CPC A61H 7/007; A61H 39/04; A61H 1/008
See application file for complete search history.

(56) **References Cited**

U.S. PATENT DOCUMENTS

1,769,872 A * 7/1930 Weeks A61H 7/003
601/17
D326,327 S * 5/1992 Sue D24/200
D386,879 S * 11/1997 Daniels D24/214
D387,174 S * 12/1997 Gladieux, Jr. D24/211
D586,469 S * 2/2009 Henry D24/200

D617,908 S * 6/2010 Nuenke D24/214
D638,549 S * 5/2011 Scappaticci D24/214
D665,090 S * 8/2012 Tucker D24/214
D666,734 S * 9/2012 Takashima D24/215
D678,539 S * 3/2013 Narson D24/200
D684,702 S * 6/2013 Cho D24/215
D686,333 S * 7/2013 Innes D24/215
D687,157 S * 7/2013 Matsuura D24/215
D687,559 S * 8/2013 Matsuura D24/215
D687,560 S * 8/2013 Matsuura D24/215
D698,456 S * 1/2014 Zedaker D24/215
D700,351 S * 2/2014 Kojima D24/215
D715,452 S * 10/2014 Schiavon D24/200
RE45,657 E * 8/2015 Cho D24/215
D752,238 S * 3/2016 Stock D24/214
D752,239 S * 3/2016 Stock D24/214
D753,317 S * 4/2016 Eddy D24/214

(Continued)

Primary Examiner — Cynthia Ramirez

Assistant Examiner — Michael A Maharajh

(74) *Attorney, Agent, or Firm* — Santangelo Law Offices, P.C.

(57) **CLAIM**

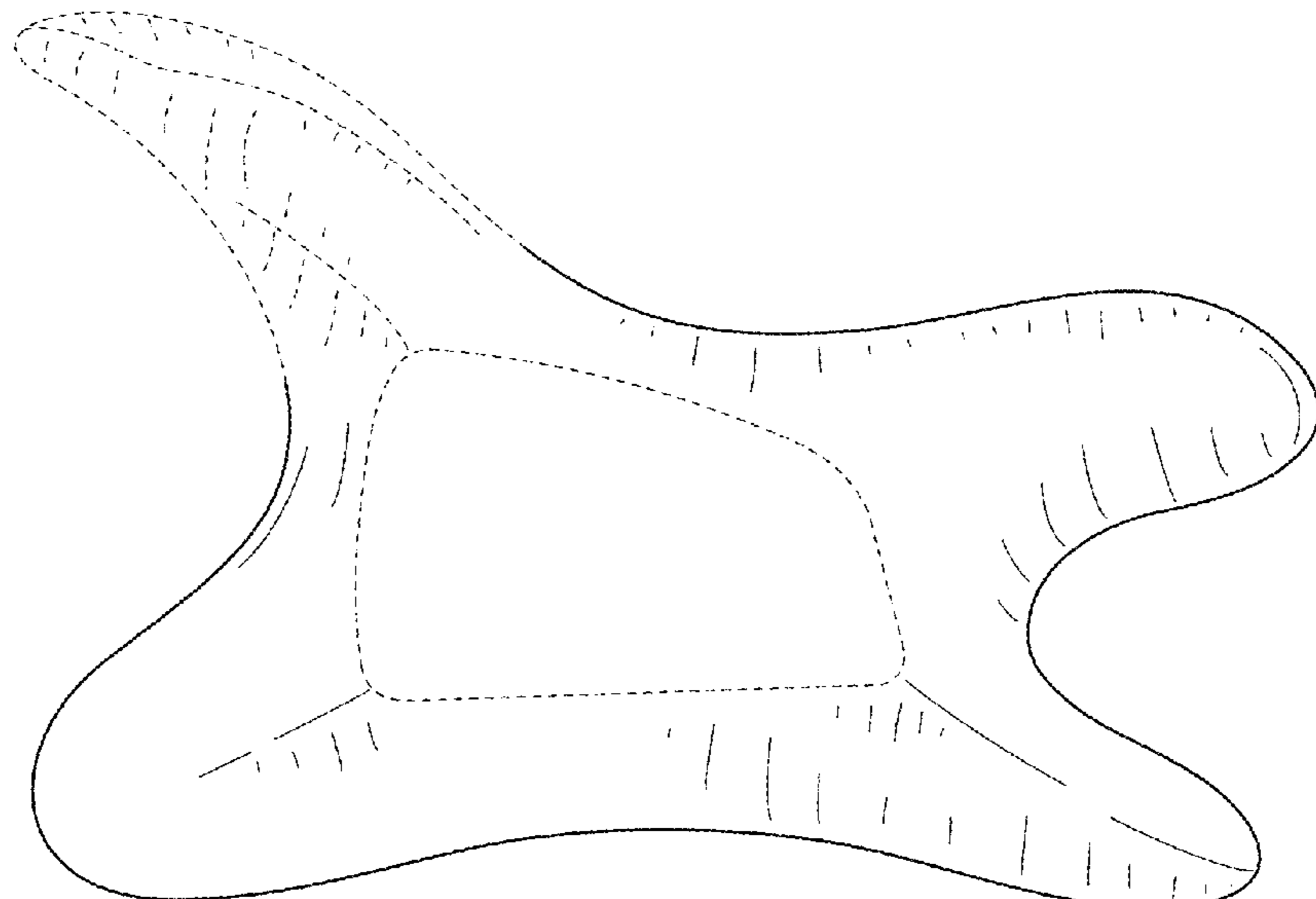
The ornamental design for a handheld tissue manipulation tool, as shown and described.

DESCRIPTION

FIG. 1 is a left side view of the handheld tissue manipulation tool, showing our new design;
FIG. 2 is a right side view thereof;
FIG. 3 is an upper left perspective view thereof;
FIG. 4 is an upper right perspective view thereof;
FIG. 5 is a front view thereof;
FIG. 6 is a rear view thereof;
FIG. 7 is a top view thereof; and,
FIG. 8 is a bottom view thereof.

The broken lines in the drawings are for the purpose of illustrating portions of the handheld tissue manipulation tool that form no part of the claimed design.

1 Claim, 8 Drawing Sheets



(56)

References Cited

U.S. PATENT DOCUMENTS

D754,360	S	*	4/2016	Stock	D24/214
D754,869	S	*	4/2016	Stock	D24/214
D767,780	S	*	9/2016	Pursel	D24/214
D788,934	S	*	6/2017	Hirokawa	D24/215
D825,068	S	*	8/2018	van den Dries	D24/200
D828,924	S	*	9/2018	Maroney	D24/200
D840,047	S	*	2/2019	Koo	D24/215
D857,223	S	*	8/2019	Nagata	D24/215
D861,184	S	*	9/2019	Stern Hasemann	D24/214
D861,185	S	*	9/2019	Pihlavamaki	D24/214
D863,585	S	*	10/2019	Weitzner	D24/214
D863,586	S	*	10/2019	Miller	D24/214
D865,988	S	*	11/2019	Pudhnum	D24/214
D866,781	S	*	11/2019	Maroney	D24/200
D868,279	S	*	11/2019	Chiu	D24/214
D868,980	S	*	12/2019	Yang	D24/200
D868,986	S	*	12/2019	Lefebvre	D24/214
D876,659	S	*	2/2020	Wang	D24/215
D882,808	S	*	4/2020	Miller	D24/215
D884,911	S	*	5/2020	Matsuura	D24/215
D885,596	S	*	5/2020	McKiernan, IV	D24/200
D890,940	S	*	7/2020	Shin	D24/200
D894,417	S	*	8/2020	Paterson	D24/214
D894,418	S	*	8/2020	Paterson	D24/214
2018/0200139	A1	*	7/2018	Hanson	A61H 7/007
2019/0008716	A1	*	1/2019	Giddings	A61H 7/007
2020/0060918	A1	*	2/2020	Bezkor	A61H 1/008
2020/0085670	A1	*	3/2020	Hanson	A61H 1/00

* cited by examiner

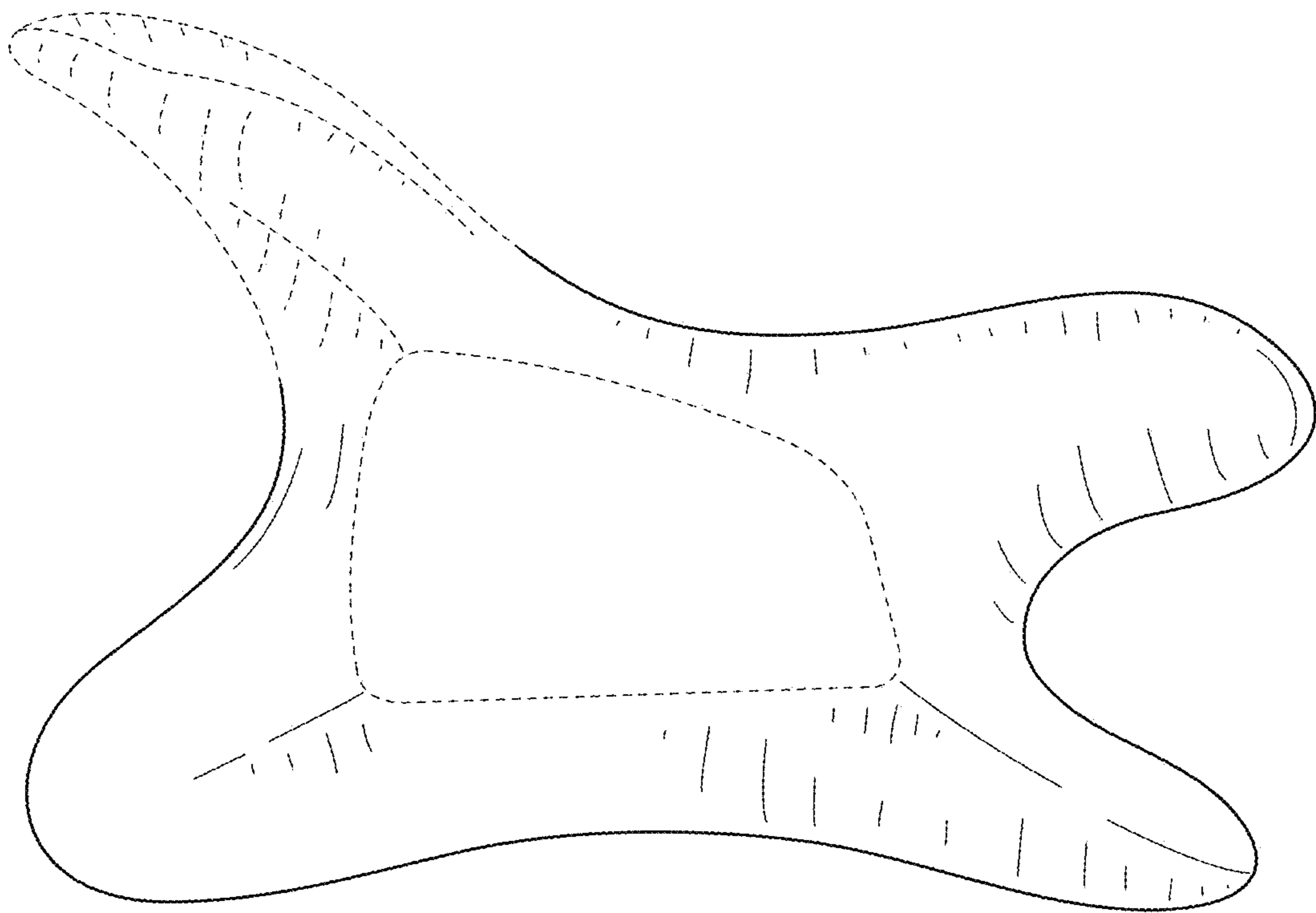


FIG. 1

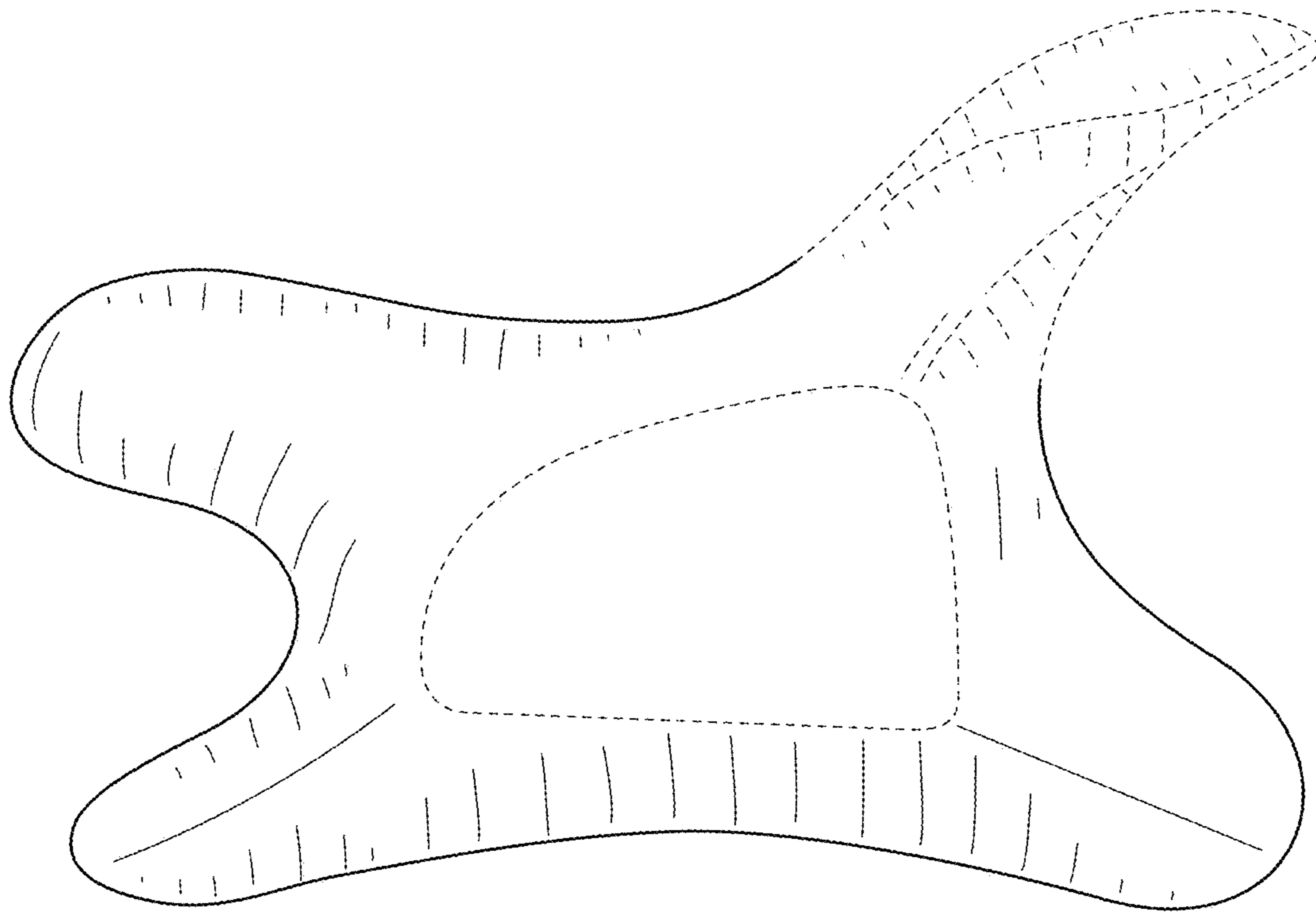


FIG. 2

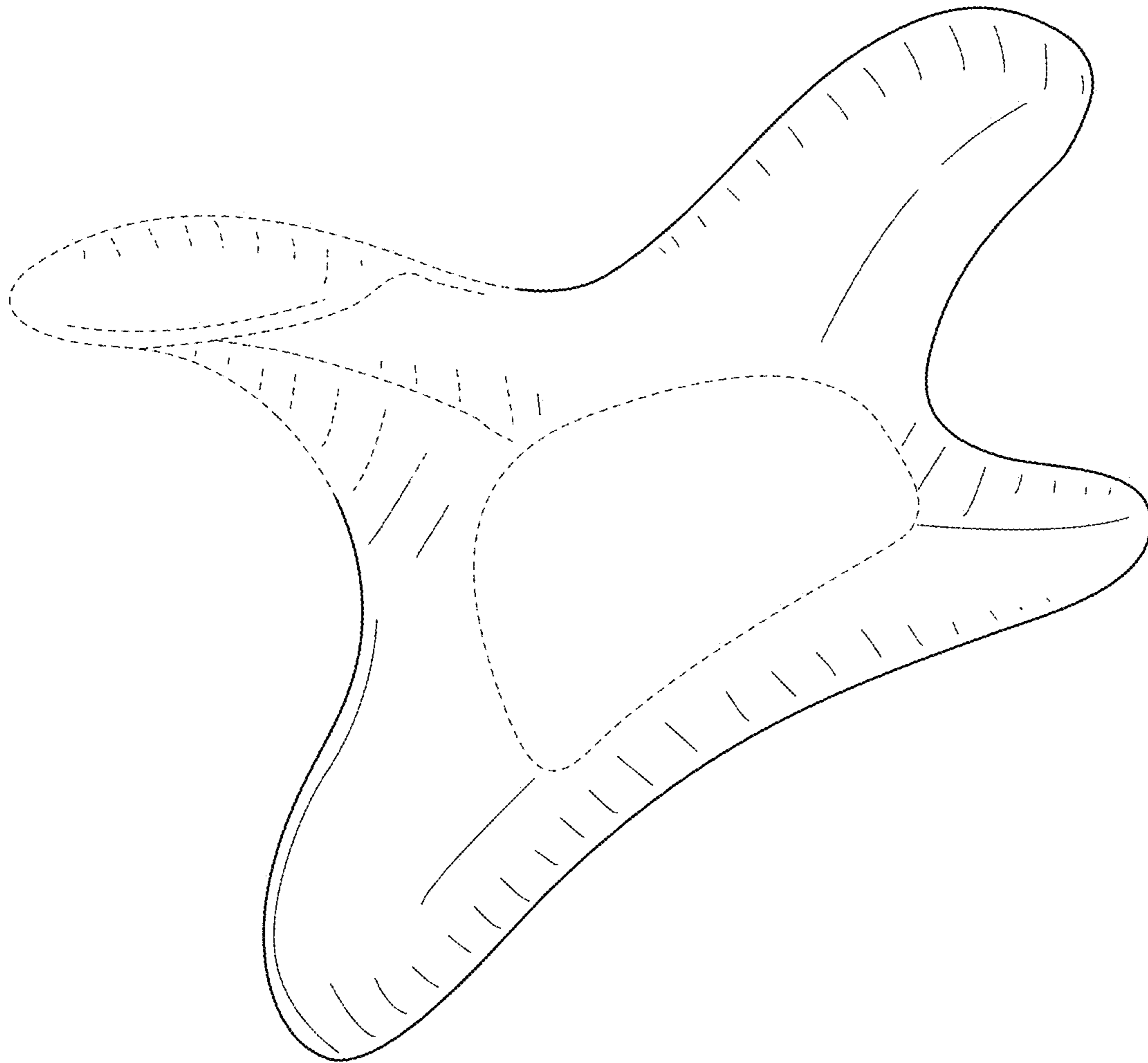


FIG. 3

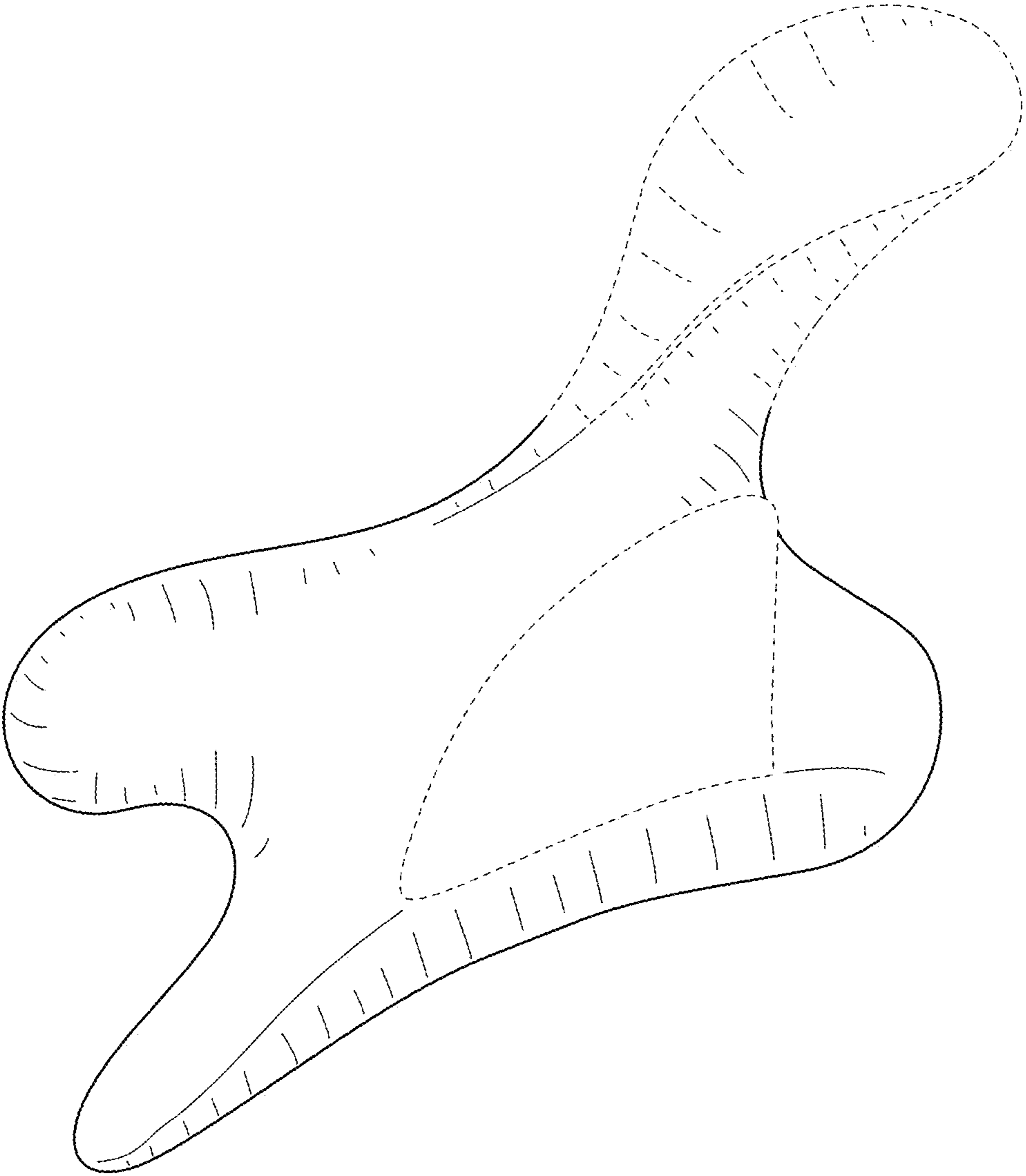


FIG. 4

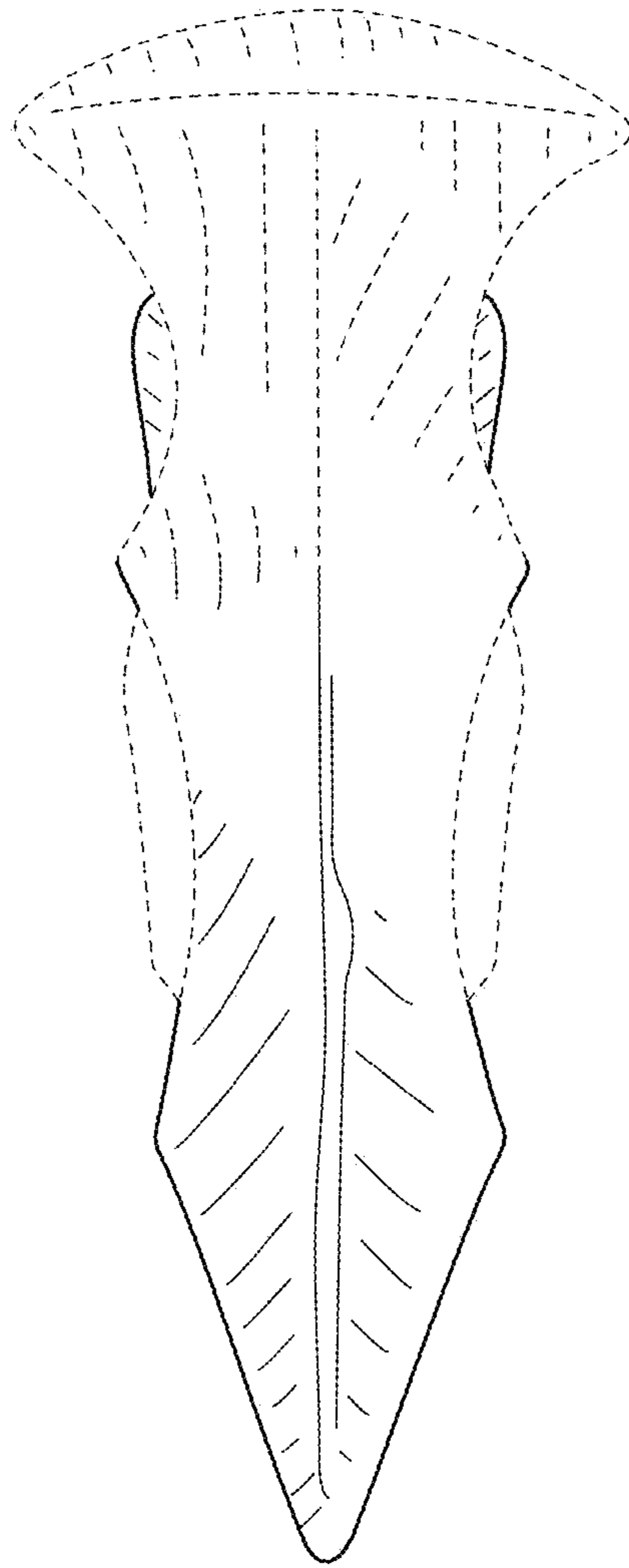


FIG. 5

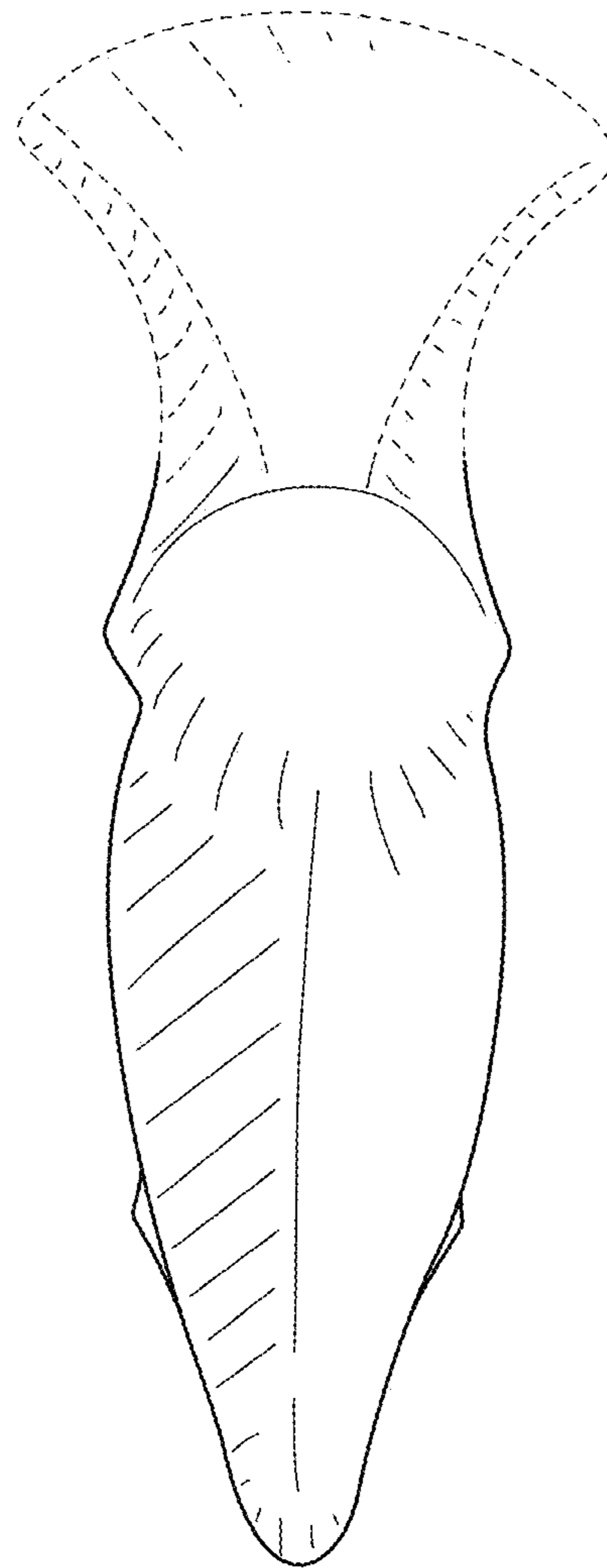


FIG. 6

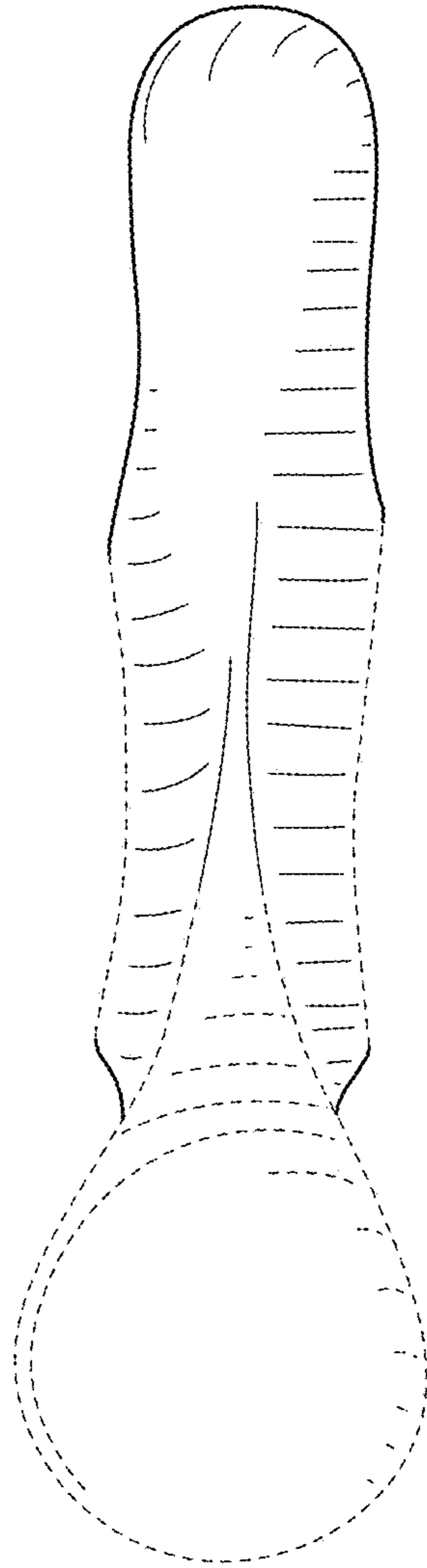


FIG. 7

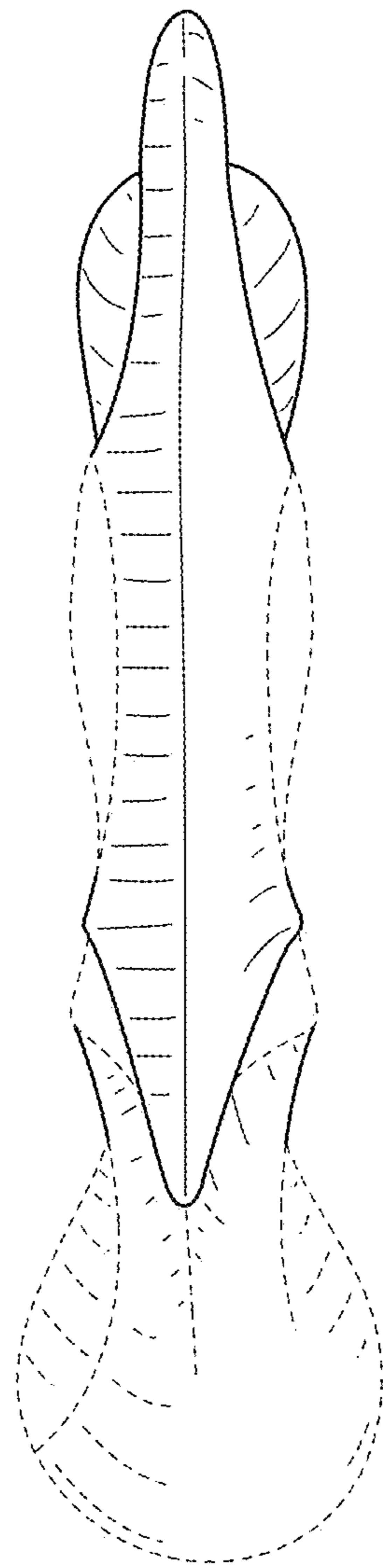


FIG. 8