



US00D909576S

(12) **United States Design Patent** (10) **Patent No.:** **US D909,576 S**  
**Wang** (45) **Date of Patent:** **\*\* Feb. 2, 2021**

(54) **TATTOO MACHINE PEN**  
(71) Applicant: **HAWINK INC**, Denver, CO (US)  
(72) Inventor: **Quansen Wang**, Yiwu (CN)  
(73) Assignee: **Hawink Inc**, Denver, CO (US)  
(\*\*) Term: **15 Years**

(21) Appl. No.: **29/690,004**  
(22) Filed: **May 3, 2019**

(30) **Foreign Application Priority Data**

Mar. 18, 2019 (CN) ..... 2019 3 0111381

(51) **LOC (13) Cl.** ..... **24-02**

(52) **U.S. Cl.**  
USPC ..... **D24/144; D24/146**

(58) **Field of Classification Search**  
USPC ..... D24/144, 146, 133; 81/9.55; 606/9, 167,  
606/185-186  
CPC ..... A61M 37/0076; A61M 37/0084; A61M  
5/46; A61M 5/48  
See application file for complete search history.

(56) **References Cited**

**U.S. PATENT DOCUMENTS**

8,393,249 B2 \* 3/2013 Godoy ..... A61M 37/0076  
81/9.22  
8,522,647 B1 \* 9/2013 Dixon ..... A61M 37/0076  
30/362

D842,468 S \* 3/2019 Juan ..... A61M 37/0076  
D24/144  
10,449,346 B2 \* 10/2019 Juan ..... A61M 37/0076  
D881,386 S \* 4/2020 Tiedeken ..... D24/146  
D887,001 S \* 6/2020 Wang ..... D24/144  
2016/0354592 A1 \* 12/2016 Juan ..... A61M 37/0076  
2017/0072177 A1 \* 3/2017 Oscar ..... A61M 37/0076

\* cited by examiner

*Primary Examiner* — Wan Laymon

(74) *Attorney, Agent, or Firm* — Bay State IP, LLC

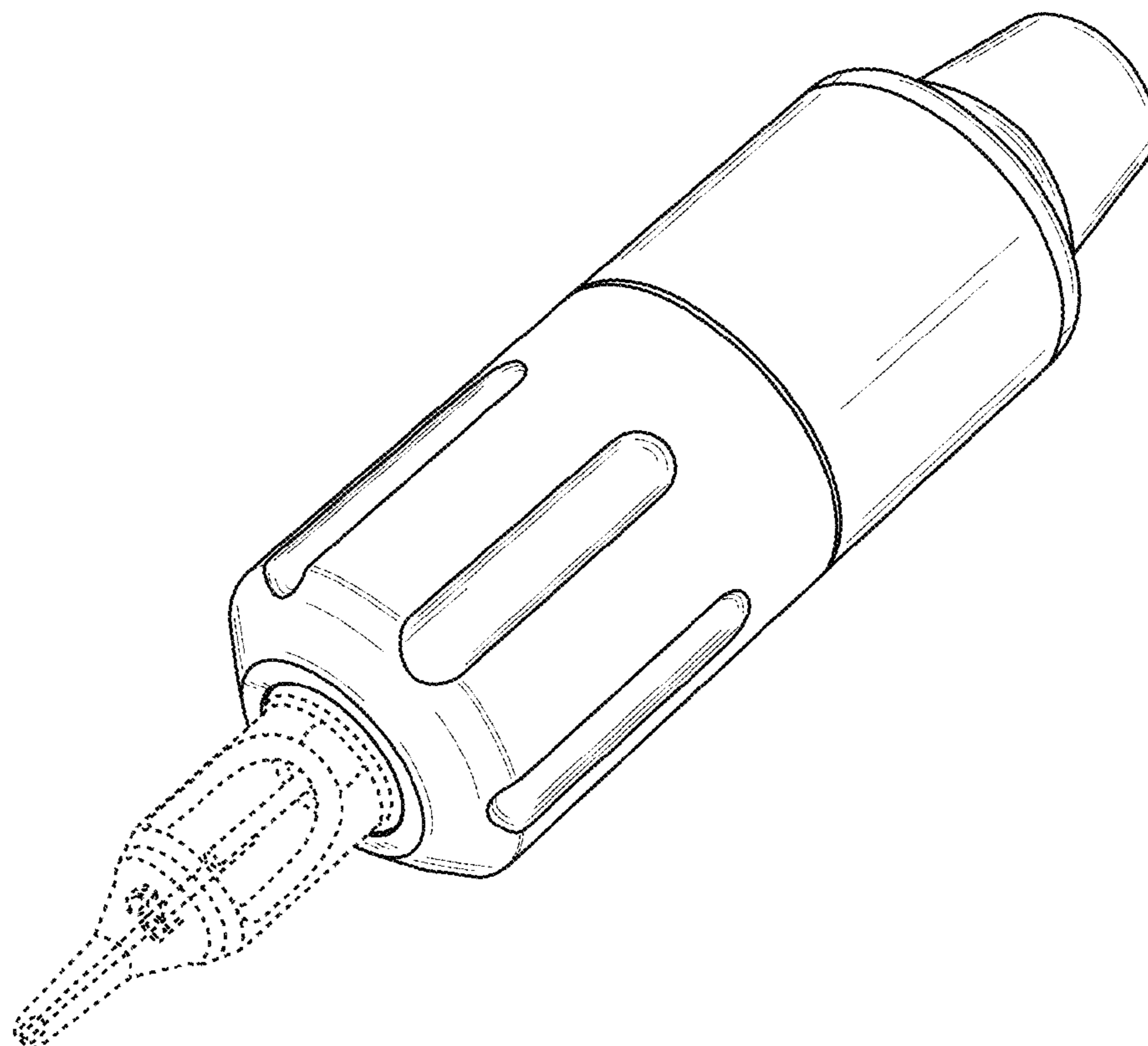
(57) **CLAIM**

The ornamental design for a tattoo machine pen, as shown and described.

**DESCRIPTION**

FIG. 1 is a back perspective view of the tattoo machine pen showing my new design;  
FIG. 2 is a front view thereof;  
FIG. 3 is a back view thereof;  
FIG. 4 is a top view thereof;  
FIG. 5 is a bottom view thereof;  
FIG. 6 is a left side view thereof; and,  
FIG. 7 is a right side view thereof.  
The broken lines in the drawings are included for the purpose of illustrating portions of the tattoo machine pen and form no part of the claimed design.

**1 Claim, 7 Drawing Sheets**



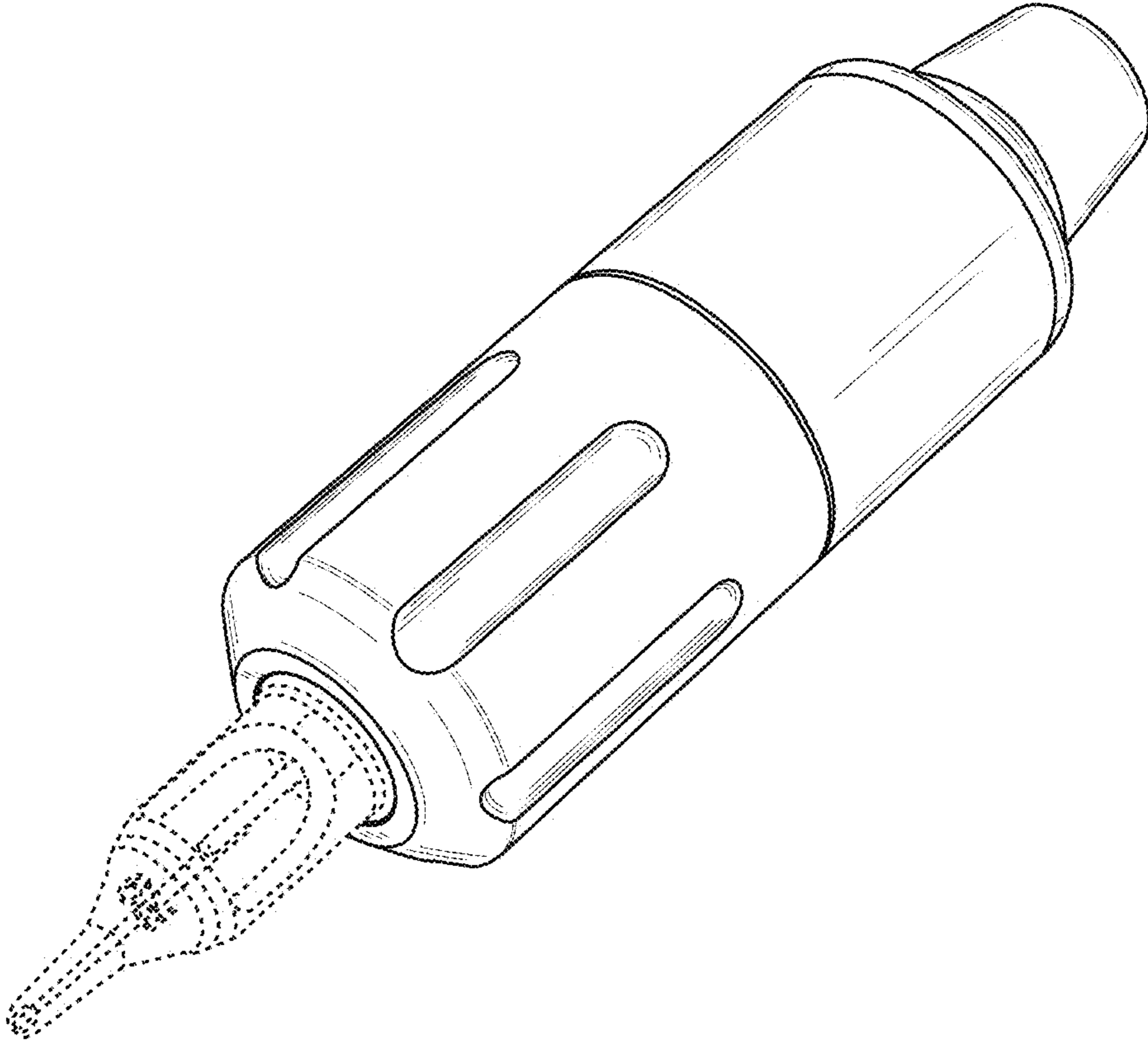


FIG.1

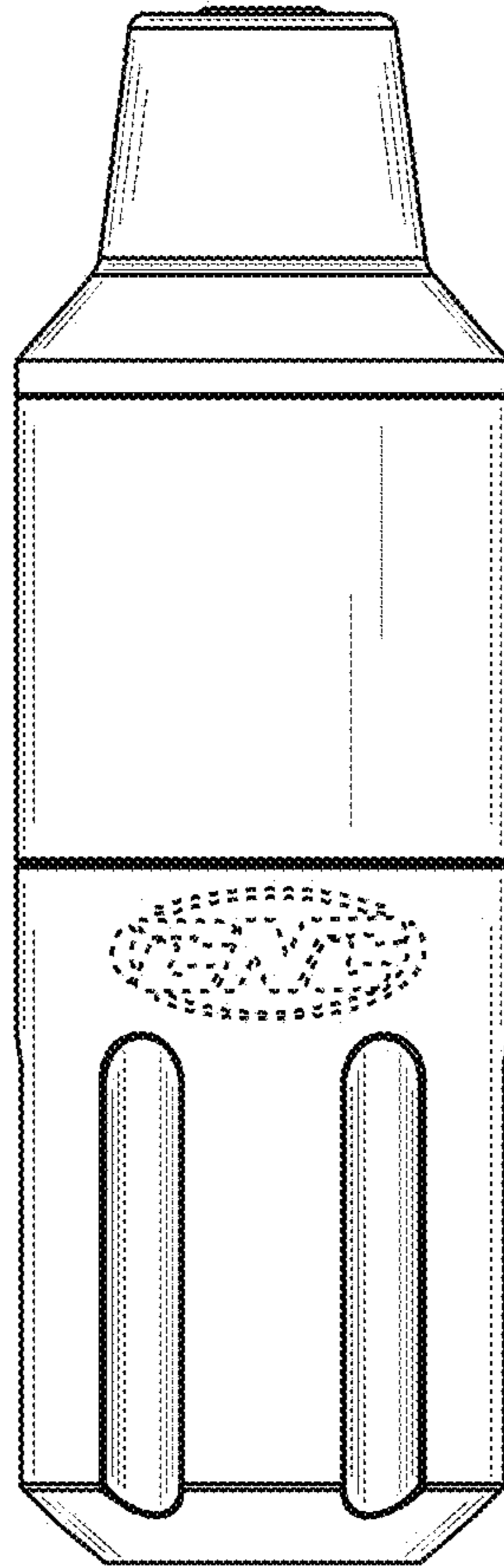


FIG.2




FIG.3

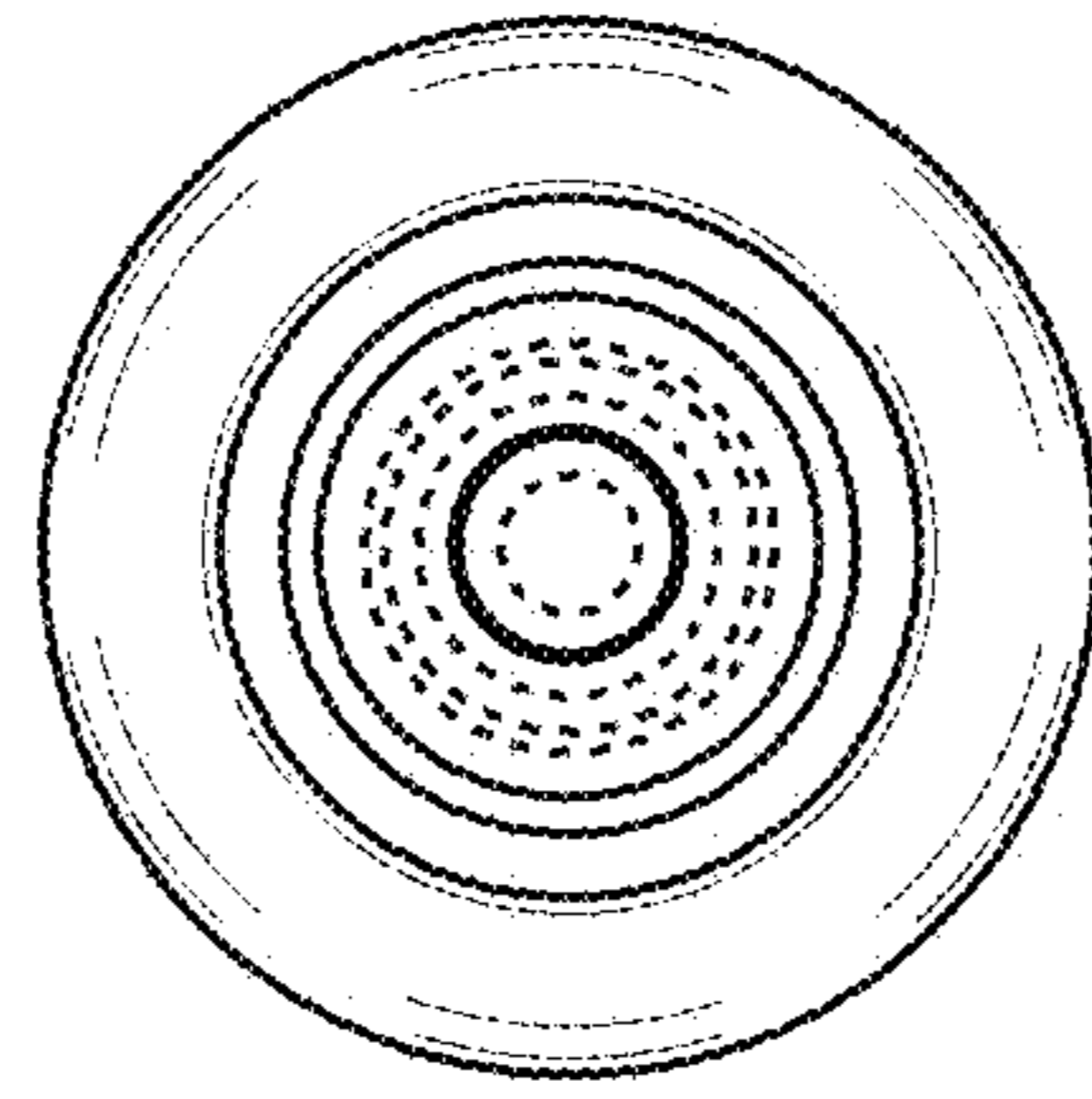


FIG.4

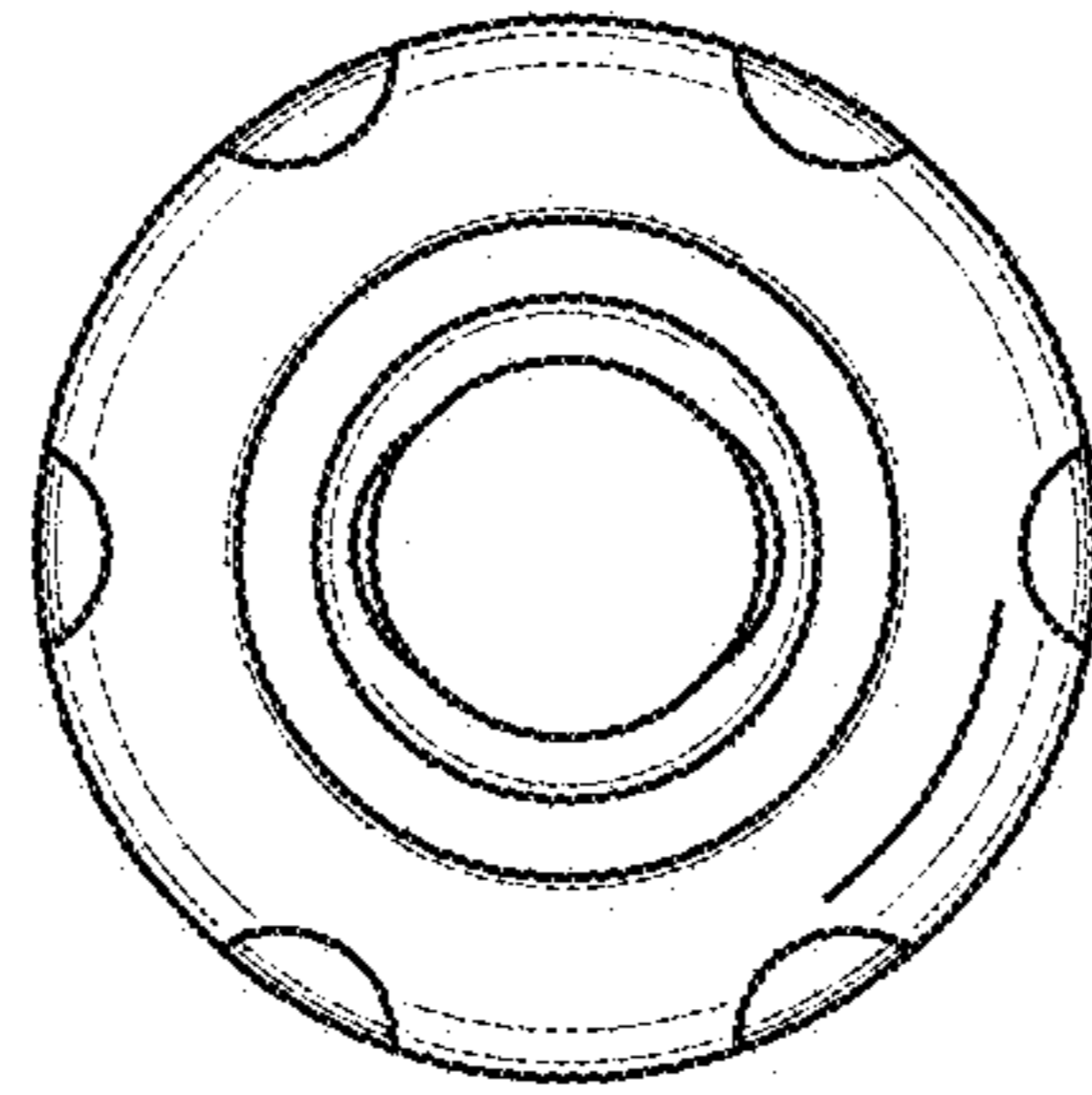


FIG.5




FIG.6




FIG.7