



US00D909573S

(12) **United States Design Patent**
Aurora et al.

(10) **Patent No.:** **US D909,573 S**

(45) **Date of Patent:** **** Feb. 2, 2021**

(54) **CLIP FOR MEDICAL TUBING**

(71) Applicant: **Alexander Aurora**, Joppa, MD (US)

(72) Inventors: **Alexander Aurora**, Joppa, MD (US);
Drew Harlacher, Delta, PA (US);
Cyrus Etemad-Moghadam, Fallston,
MD (US); **David C. Campbell**, Bel Air,
MD (US); **Brian Ghezzi**, Kingsville,
MD (US); **Samantha Verzi**, Forest Hill,
MD (US)

(**) Term: **15 Years**

(21) Appl. No.: **29/698,217**

(22) Filed: **Jul. 15, 2019**

(51) **LOC (13) Cl.** **24-02**

(52) **U.S. Cl.**
USPC **D24/128**

(58) **Field of Classification Search**
USPC D24/127-131, 112-114, 133, 186;
606/181, 185; 604/264, 523-528, 272,
604/187, 158, 164.01-164.11, 181, 184,
604/227; 600/101, 139, 143;
128/200.24, 207.14, 207.15
CPC A61M 25/00; A61M 39/00; A61M 27/00;
A61M 25/0043; A61M 25/0067; A61M
25/0097; A61F 2/958; A62C 13/78; A47K
10/14; A47G 25/0657

See application file for complete search history.

(56) **References Cited**

U.S. PATENT DOCUMENTS

3,033,412 A * 5/1962 Fox B01L 9/06
220/23.4
3,521,332 A 7/1970 Kramer

D253,457 S * 11/1979 Sandel D8/395
D262,689 S * 1/1982 Beck D8/396
4,707,892 A * 11/1987 Nelson F16B 7/0433
24/336
4,707,906 A 11/1987 Posey
D295,725 S * 5/1988 Shioda D8/380
D340,378 S * 10/1993 Schon D6/580
D363,017 S * 10/1995 Noble D8/395
D363,211 S * 10/1995 Noble D8/371
5,655,270 A 8/1997 Boisvert
5,774,950 A 7/1998 Stout
D440,005 S * 4/2001 Blanton 24/16 R
D660,690 S 5/2012 Mixides
D685,256 S 7/2013 Funger
D704,769 S * 5/2014 Penington D19/81
D732,009 S * 6/2015 Bak D14/229
D739,853 S * 9/2015 Lee D14/253
D784,192 S * 4/2017 Lasater D11/215
2018/0050150 A1 2/2018 Carey-Hench

* cited by examiner

Primary Examiner — Nathan M Johnston

(74) *Attorney, Agent, or Firm* — Joseph E. Maenner;
Maenner & Associates, LLC

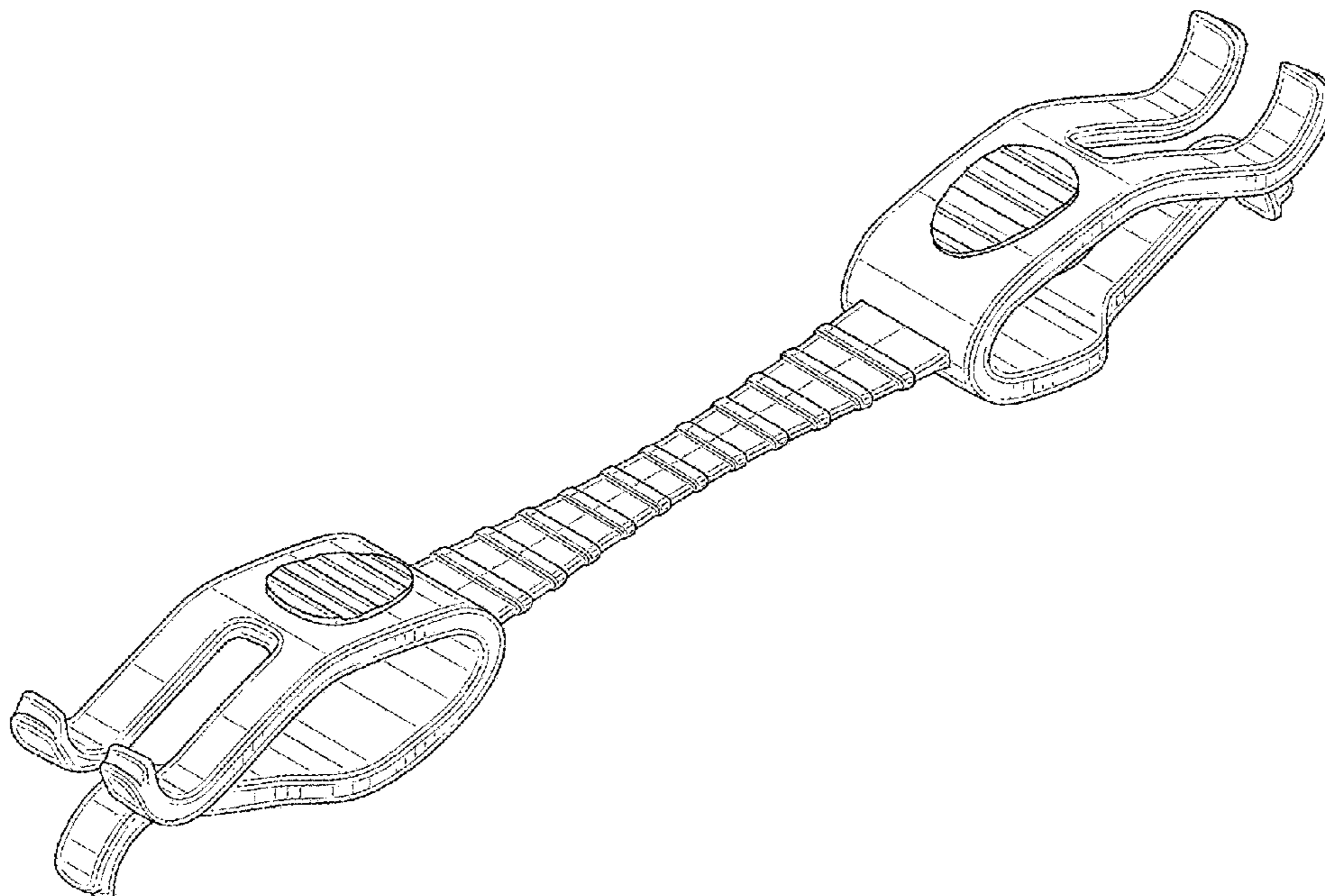
(57) **CLAIM**

The ornamental design for a clip for medical tubing, as shown and described.

DESCRIPTION

FIG. 1 is a perspective view of a clip for medical tubing showing our new design;
FIG. 2 is a top view thereof;
FIG. 3 is a bottom view thereof;
FIG. 4 is a front view thereof;
FIG. 5 is a rear view thereof;
FIG. 6 is a right side view thereof; and,
FIG. 7 is a left side view thereof.

1 Claim, 7 Drawing Sheets



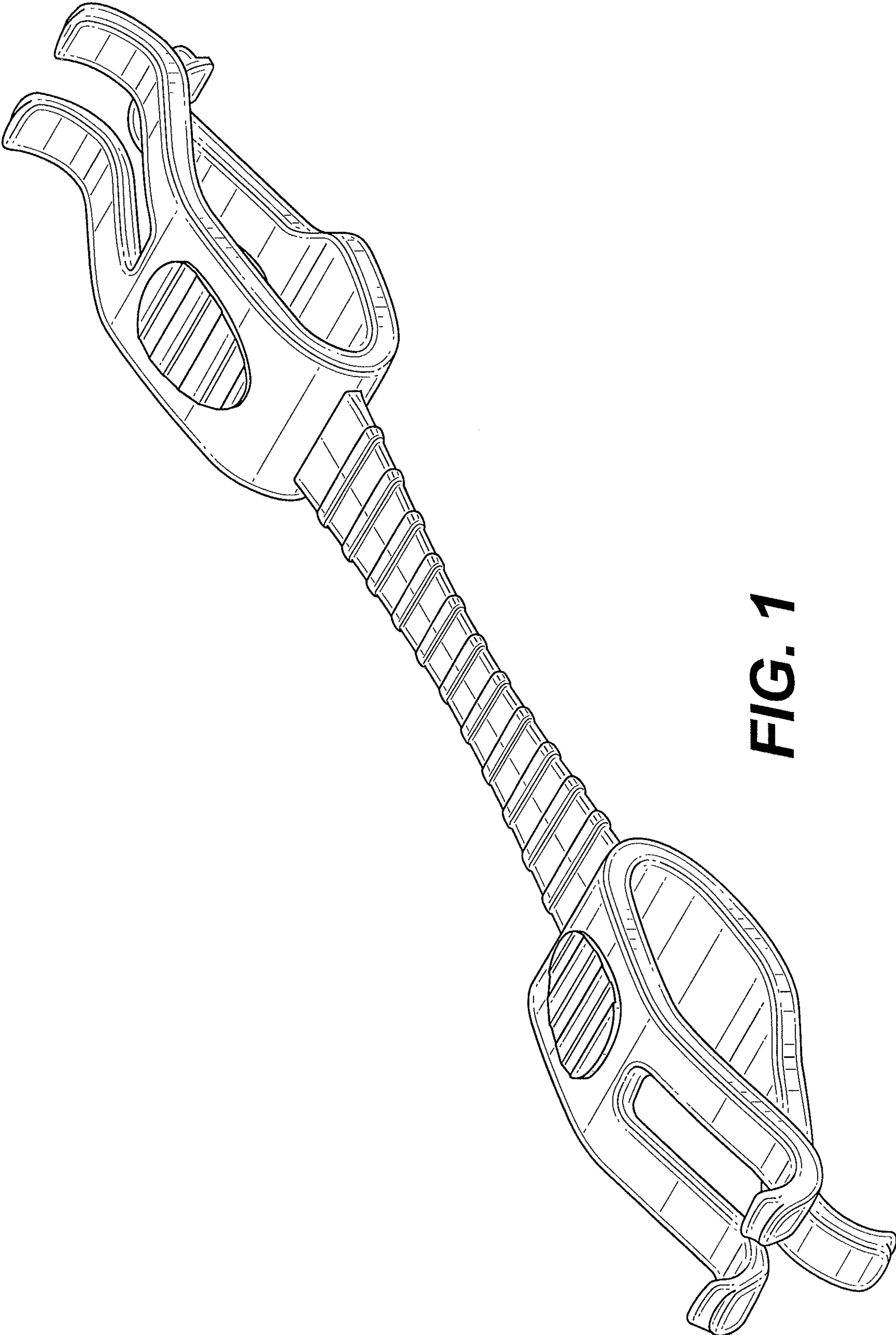


FIG. 1

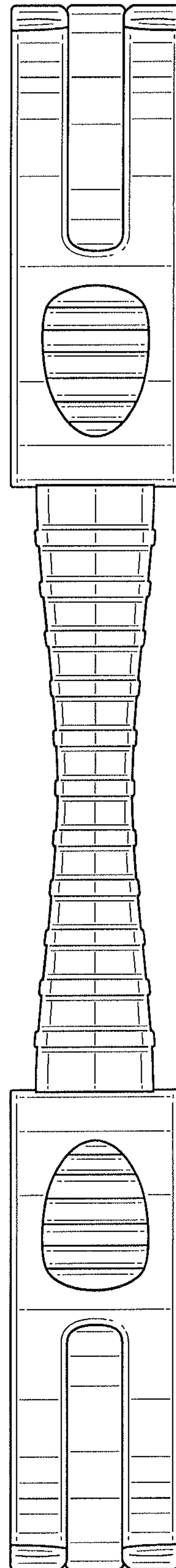


FIG. 2

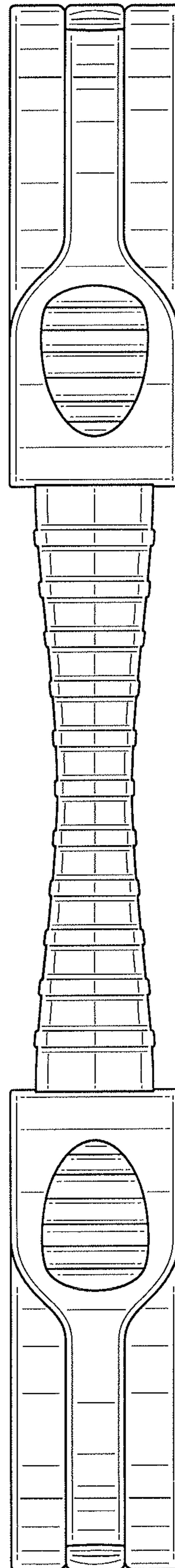


FIG. 3

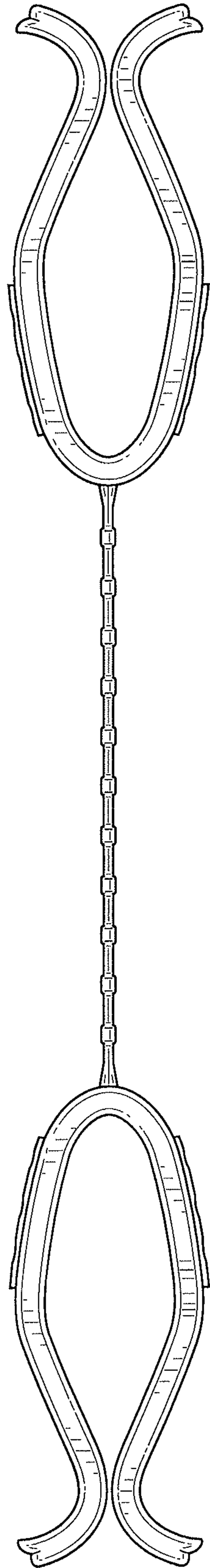


FIG. 4

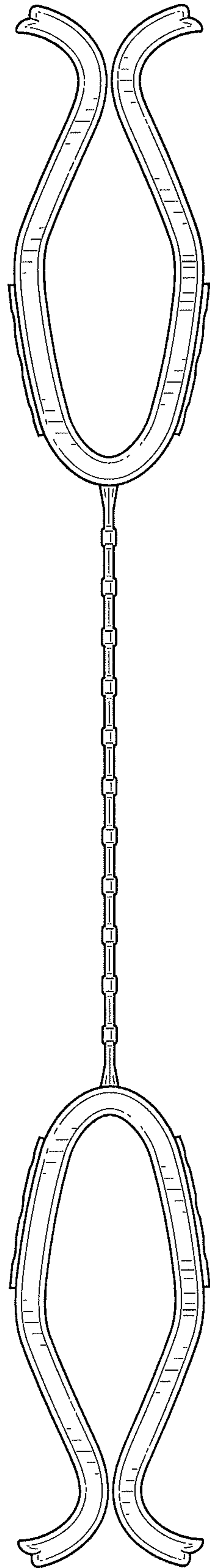


FIG. 5

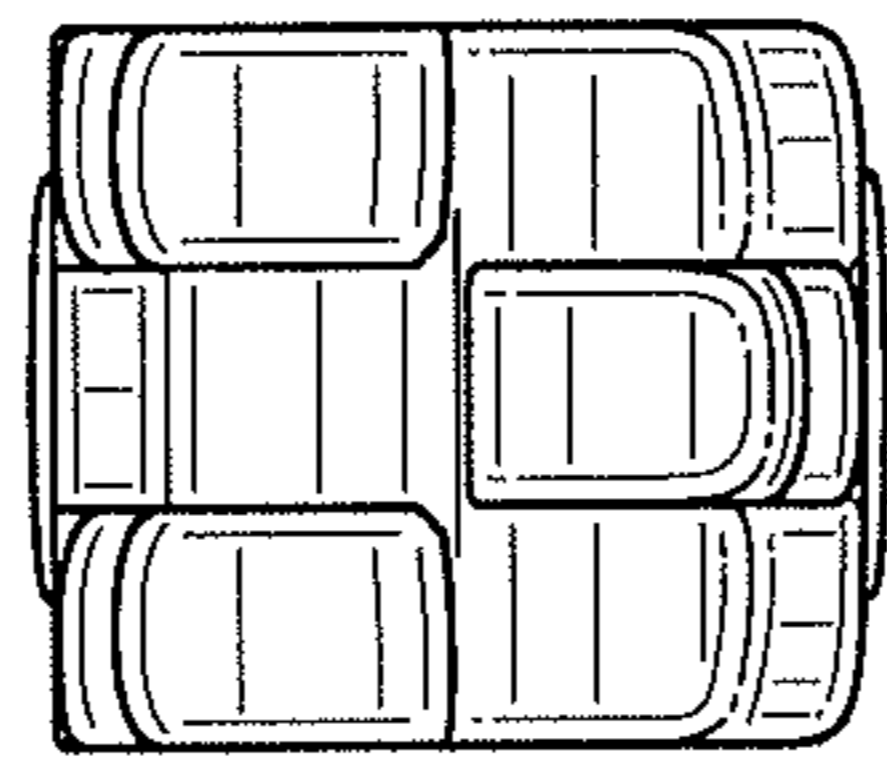


FIG. 6

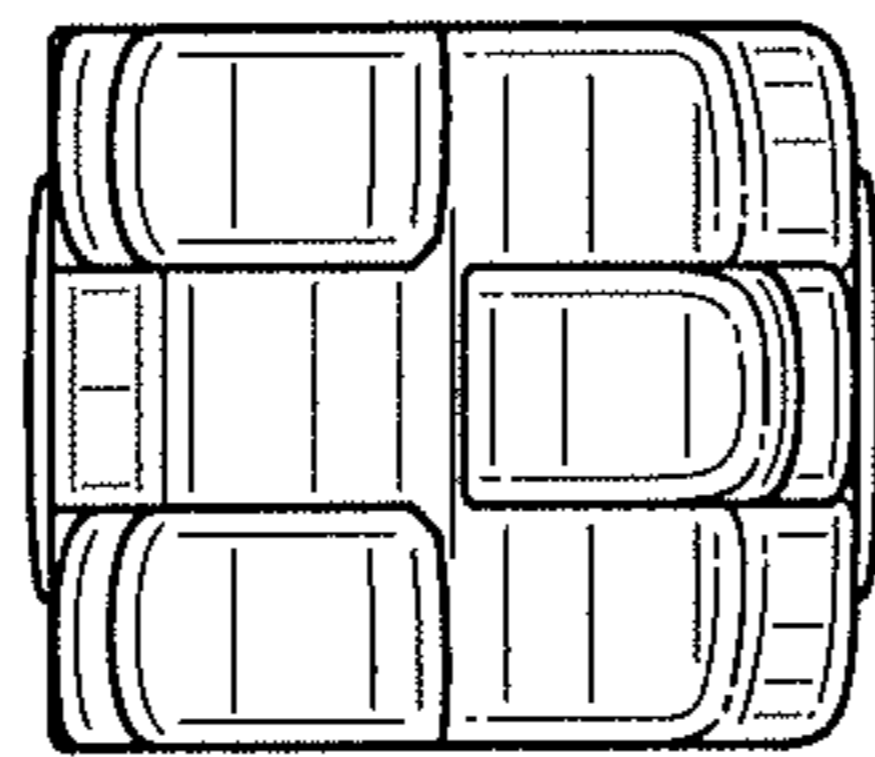


FIG. 7