

US00D909543S

(12) **United States Design Patent**
Potter

(10) **Patent No.:** **US D909,543 S**

(45) **Date of Patent:** **** Feb. 2, 2021**

(54) **TUB SPOUT**

(71) Applicant: **Spectrum Brands, Inc.**, Middleton, WI (US)

(72) Inventor: **Cameron Potter**, Fullerton, CA (US)

(73) Assignee: **Spectrum Brands, Inc.**, Middleton, WI (US)

(**) Term: **15 Years**

(21) Appl. No.: **29/684,033**

(22) Filed: **Mar. 18, 2019**

(51) **LOC (13) Cl.** **23-01**

(52) **U.S. Cl.**
USPC **D23/257**

(58) **Field of Classification Search**
USPC D23/238–243, 249, 255, 257
See application file for complete search history.

(56) **References Cited**

U.S. PATENT DOCUMENTS

D218,034 S * 7/1970 Mongerson D23/257
D295,664 S * 5/1988 Kohler, Jr. D23/255
D339,412 S * 9/1993 Hill D23/255

D551,326 S * 9/2007 Zhu D23/255
D791,286 S * 7/2017 Downey D23/257
D800,275 S * 10/2017 Andrew D23/257

* cited by examiner

Primary Examiner — Robert A Delehanty

(74) *Attorney, Agent, or Firm* — Banner & Witcoff, Ltd.

(57) **CLAIM**

The ornamental design for a tub spout, as shown and described.

DESCRIPTION

FIG. 1 is a front perspective view of a faucet showing my new design;

FIG. 2 is a front elevation view thereof;

FIG. 3 is a rear elevation view thereof;

FIG. 4 is a left elevation view thereof;


FIG. 5 is a right elevation view thereof;

FIG. 6 is a top plan view thereof; and,

FIG. 7 is a bottom plan view thereof.

The broken lines immediately adjacent to the photographic area in FIGS. 1, 2, 3, and 7 represent a boundary of the claimed design and form no part thereof. The unshaded regions within the broken line boundary form no part of the claimed design.

1 Claim, 7 Drawing Sheets






FIG. 1




FIG. 2




FIG. 3



FIG. 4

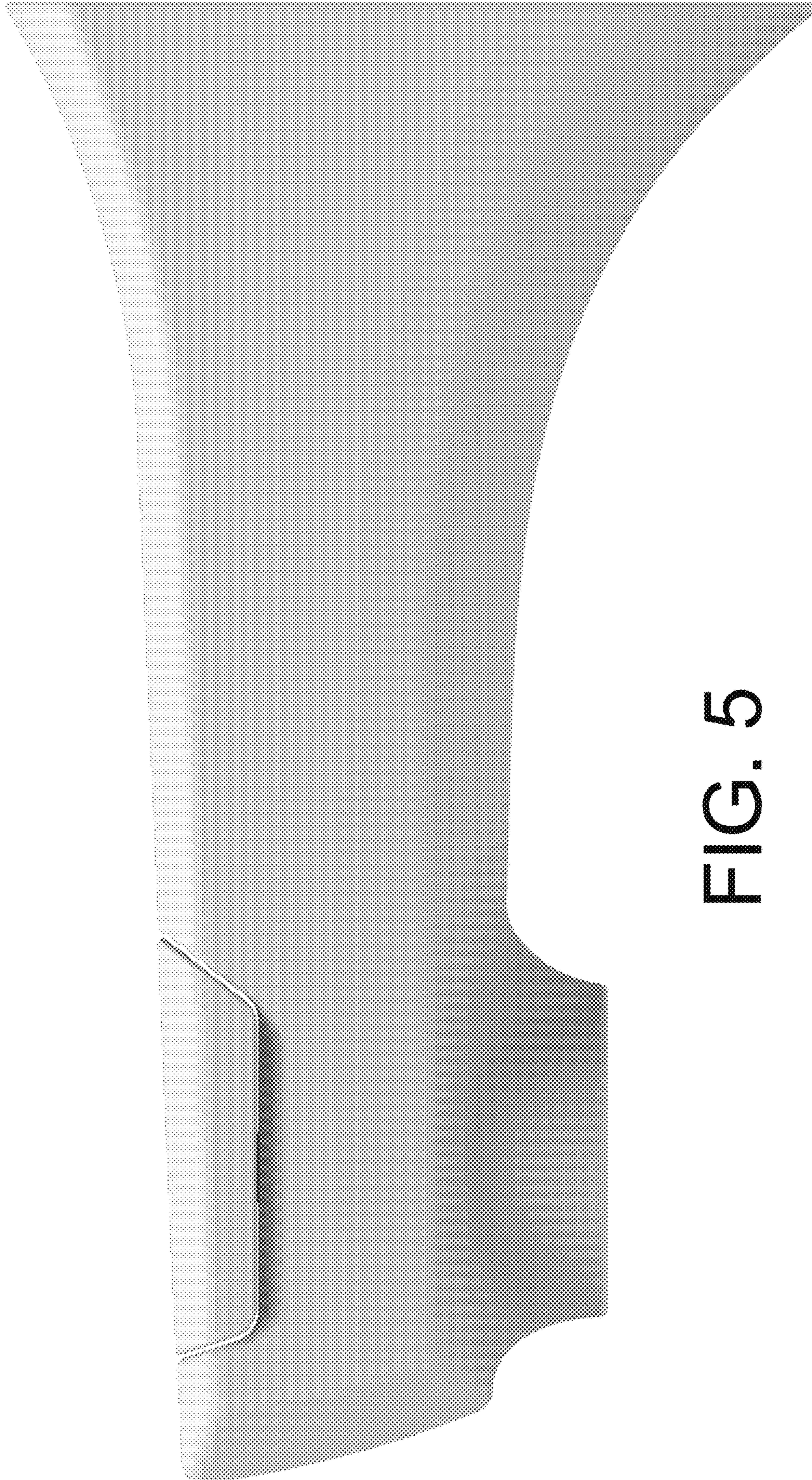


FIG. 5

FIG. 6






FIG. 7