



US00D909517S

(12) **United States Design Patent**
Cyrulik

(10) **Patent No.:** **US D909,517 S**

(45) **Date of Patent:** **** Feb. 2, 2021**

(54) **GOLF CLUB HEAD**

(71) Applicant: **SUMITOMO RUBBER INDUSTRIES, LTD.**, Kobe (JP)

(72) Inventor: **Darius Cyrulik**, Alhambra, CA (US)

(73) Assignee: **SUMITOMO RUBBER INDUSTRIES, LTD.**, Kobe (JP)

(**) Term: **15 Years**

(21) Appl. No.: **29/696,422**

(22) Filed: **Jun. 27, 2019**

(51) **LOC (13) Cl.** **21-02**

(52) **U.S. Cl.**
USPC **D21/759**

(58) **Field of Classification Search**
USPC D21/733, 752, 759
CPC A63B 53/00; A63B 53/04; A63B 53/0466;
A63B 2053/002; A63B 2053/0445; A63B
2053/0433; A63B 2053/0491; A63B
2053/0437; A63B 60/00; A63B 60/46
See application file for complete search history.

(56) **References Cited**

U.S. PATENT DOCUMENTS

D499,158 S	*	11/2004	Imamoto	D21/752
D507,615 S	*	7/2005	Imamoto	D21/752
D631,111 S	*	1/2011	Bennett	D21/752
D811,503 S	*	2/2018	Bacon	D21/752
D814,582 S	*	4/2018	Bacon	D21/752

D814,583 S	*	4/2018	Stokke	D21/752
D815,223 S	*	4/2018	Stokke	D21/752
D823,958 S	*	7/2018	Stokke	D21/752
D825,013 S	*	8/2018	Milleman	D21/752
D827,067 S	*	8/2018	Becktor	D21/752
D831,140 S	*	10/2018	Seagram	D21/752
D837,913 S	*	1/2019	Clarke	D21/752
D837,914 S	*	1/2019	Clarke	D21/752
D838,326 S	*	1/2019	Clarke	D21/752
D861,093 S	*	9/2019	Bacon	D21/752
D865,092 S	*	10/2019	Milleman	D21/752
D874,593 S	*	2/2020	Lee	D21/752

* cited by examiner

Primary Examiner — Mitchell I. Siegel

(74) *Attorney, Agent, or Firm* — Oliff PLC

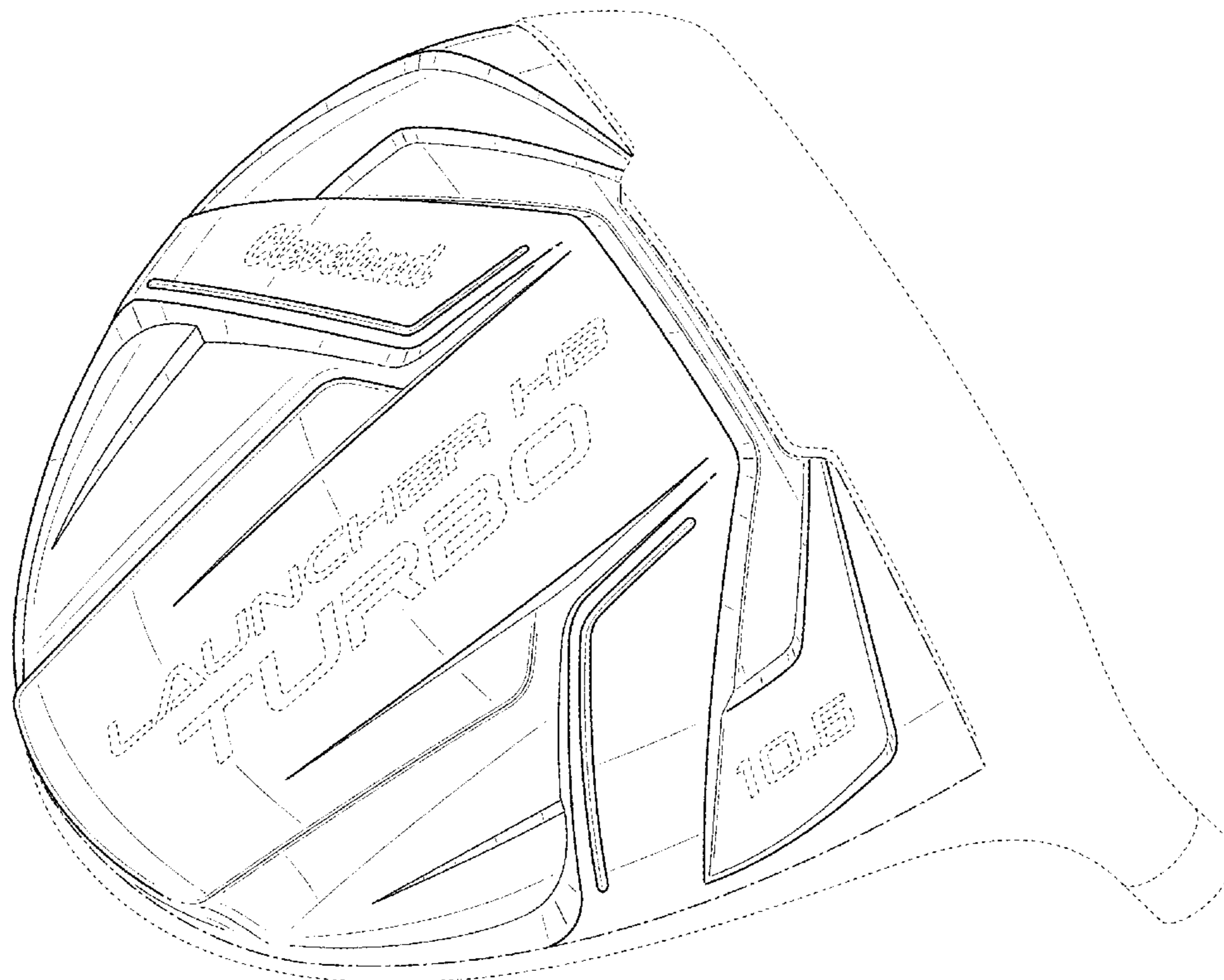
(57) **CLAIM**

The ornamental design for a golf club head, as shown and described.

DESCRIPTION

FIG. 1 is a rear, heel-side, bottom perspective view of the golf club head;
FIG. 2 is a bottom plan view thereof;
FIG. 3 is a toe-side elevational view thereof;
FIG. 4 is a heel-side elevational view thereof;
FIG. 5 is a front elevational view thereof; and,
FIG. 6 is rear elevational thereof.
The broken lines depict parts of the golf club head that form no part of the claimed design. The dot-dash chain lines depict boundaries of the claimed subject matter and form no part of the claimed design.

1 Claim, 6 Drawing Sheets



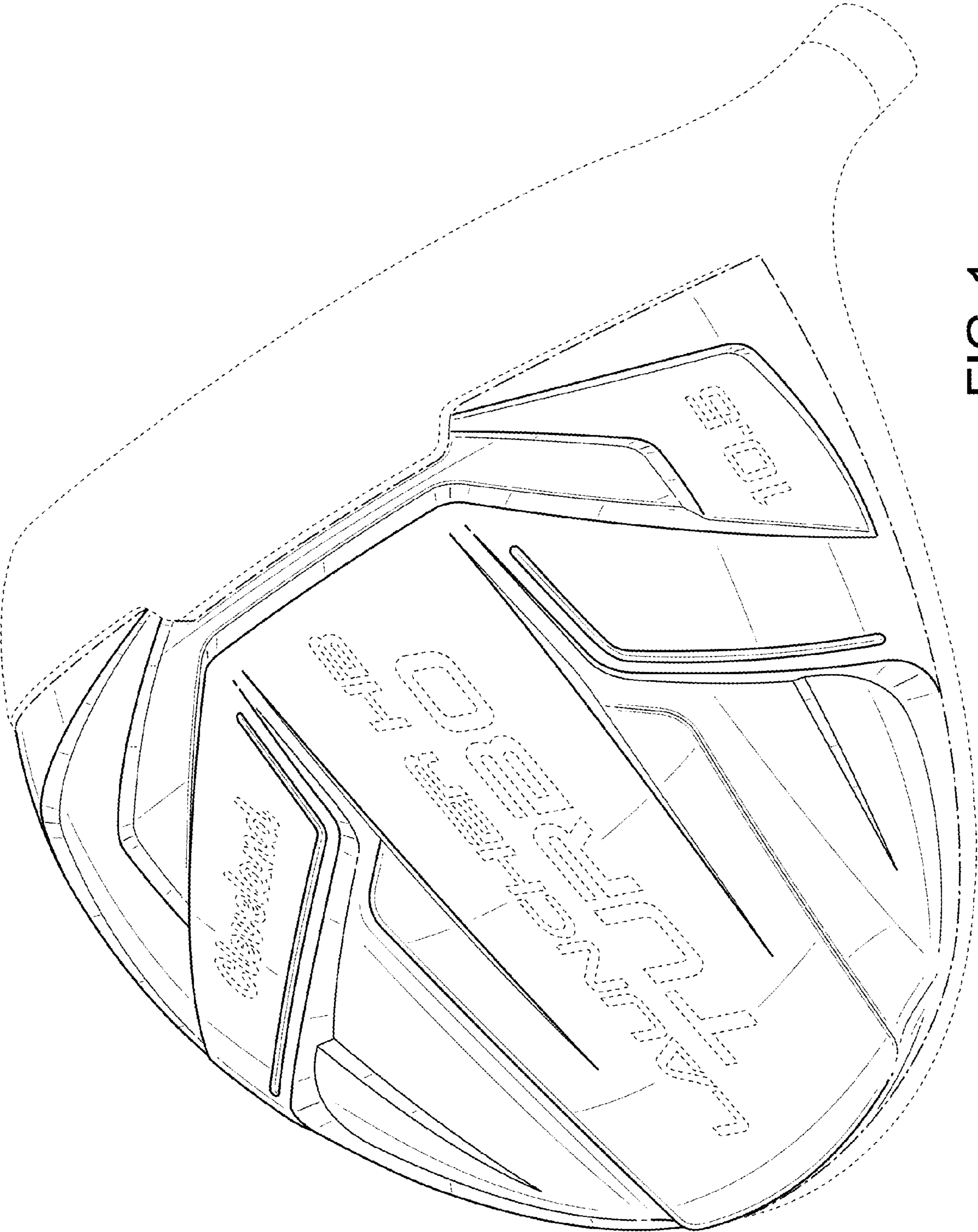


FIG. 1




FIG. 2

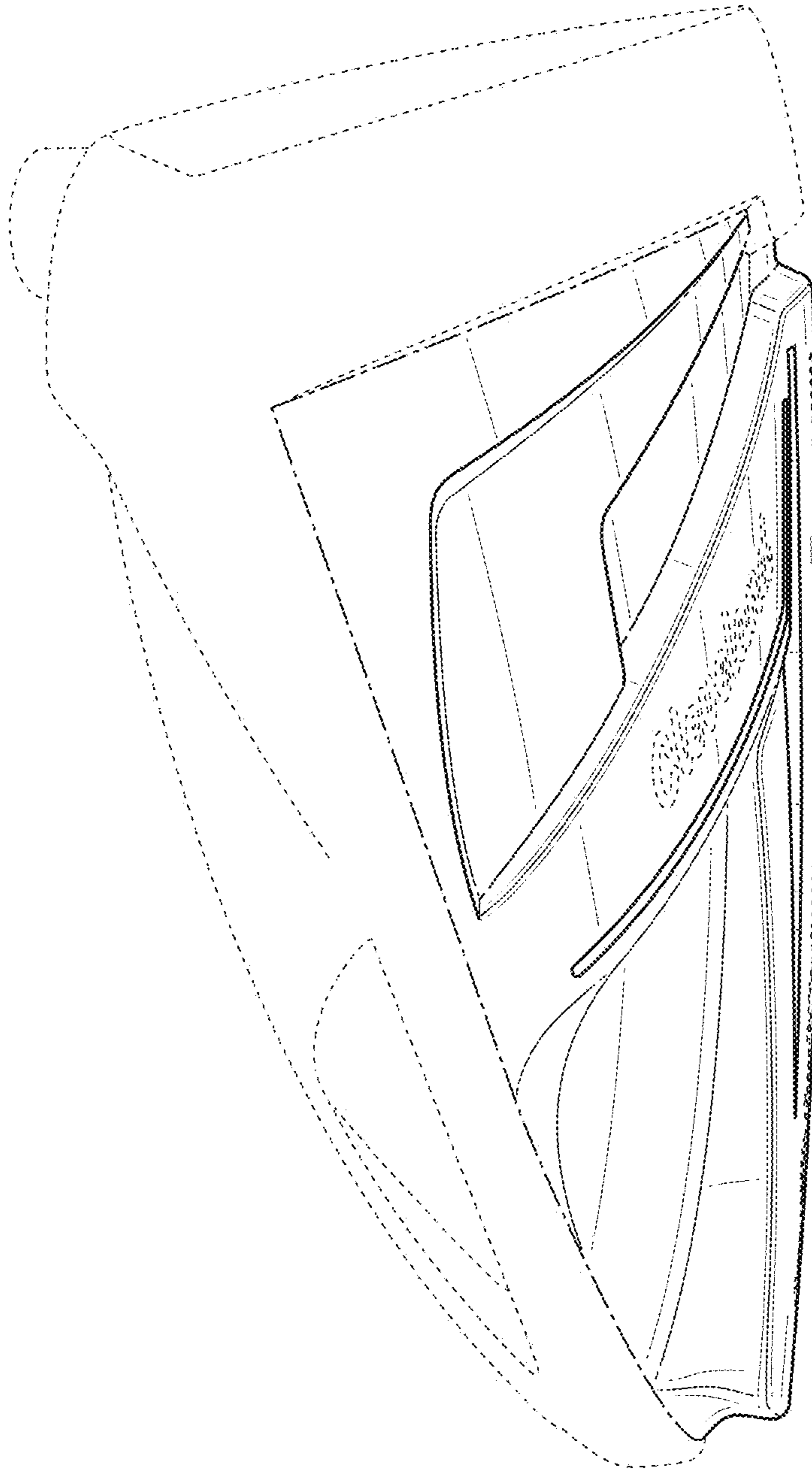


FIG. 3

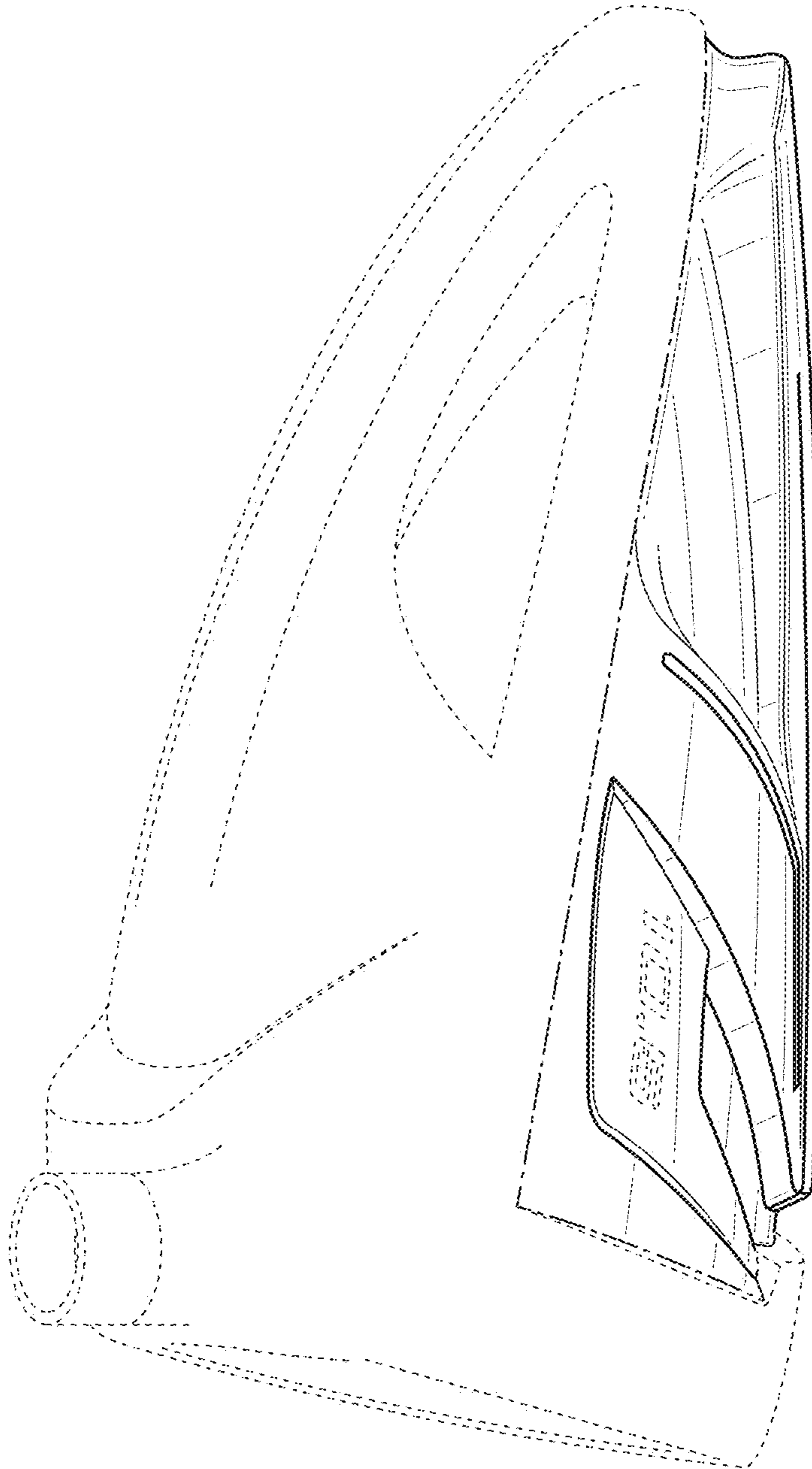


FIG. 4

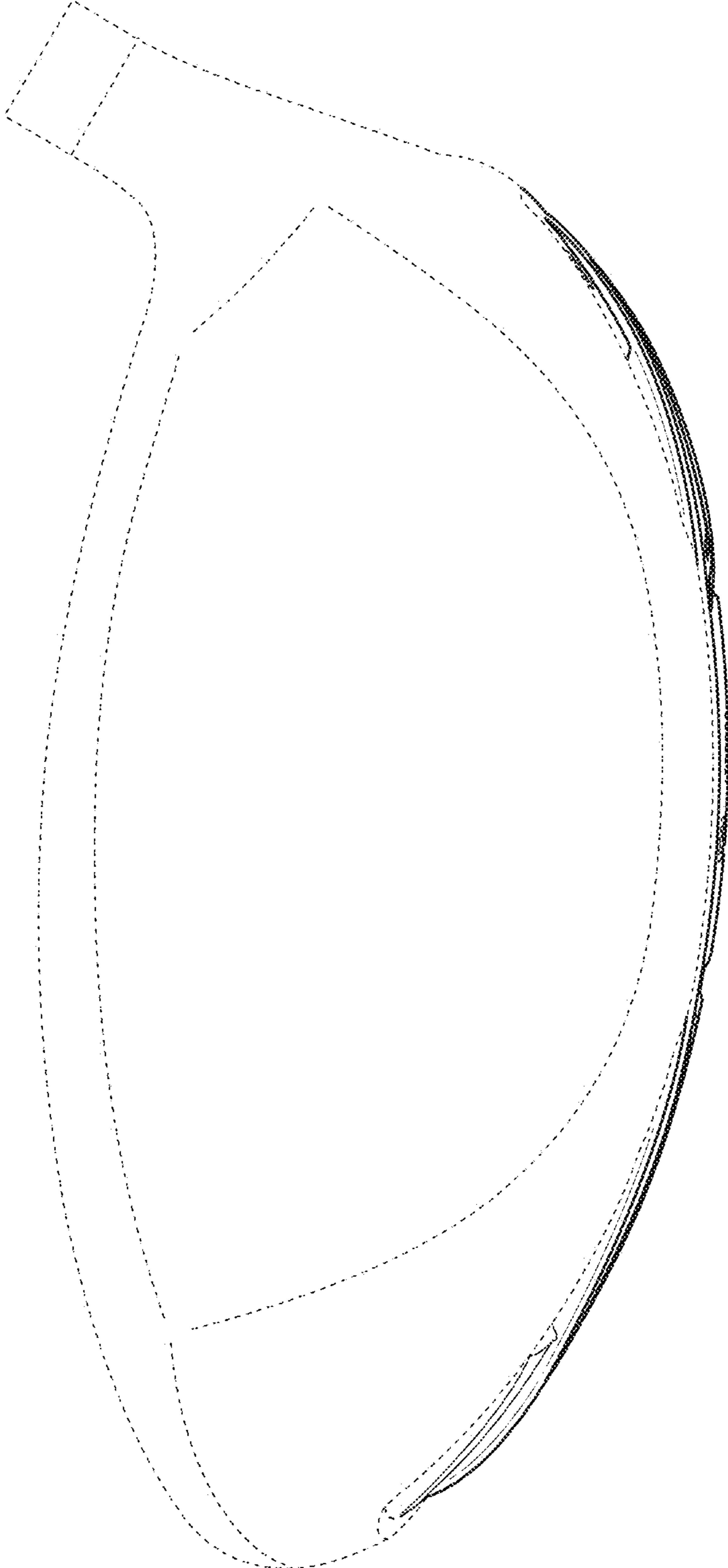


FIG. 5

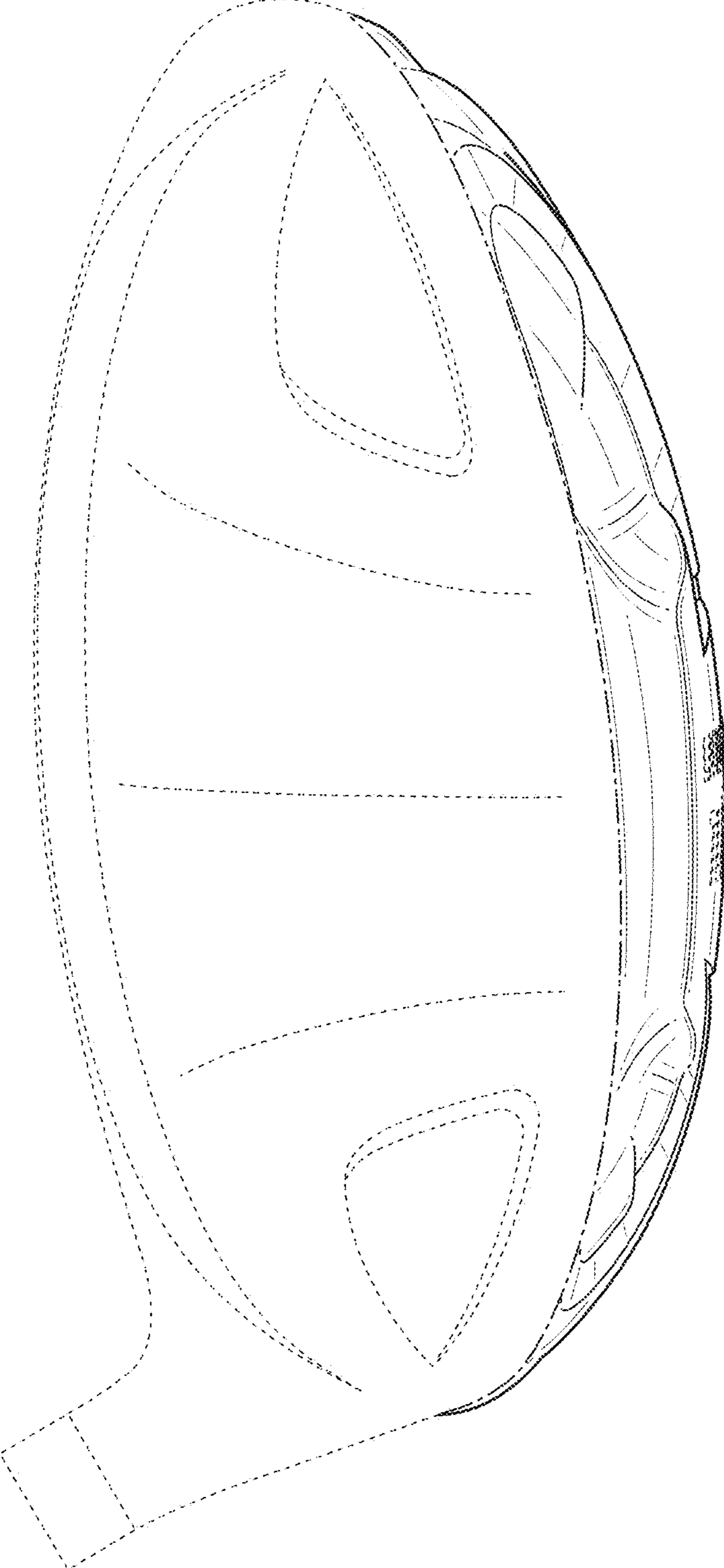


FIG. 6