



US00D909516S

(12) **United States Design Patent**
Cyrulik

(10) **Patent No.:** **US D909,516 S**

(45) **Date of Patent:** **** Feb. 2, 2021**

- (54) **GOLF CLUB HEAD**
- (71) Applicant: **SUMITOMO RUBBER INDUSTRIES, LTD.**, Kobe (JP)
- (72) Inventor: **Darius Cyrulik**, Alhambra, CA (US)
- (73) Assignee: **SUMITOMO RUBBER INDUSTRIES, LTD.**, Kobe (JP)
- (**) Term: **15 Years**
- (21) Appl. No.: **29/696,403**
- (22) Filed: **Jun. 27, 2019**
- (51) **LOC (13) Cl.** **21-02**
- (52) **U.S. Cl.**
USPC **D21/759**
- (58) **Field of Classification Search**
USPC D21/747-751, 759
CPC A63B 53/00; A63B 53/02; A63B 53/04;
A63B 53/047; A63B 53/0475; A63B
2053/0479; A63B 2053/0483; A63B
2053/0445; A63B 60/00; A63B 60/46
See application file for complete search history.

(56) **References Cited**
U.S. PATENT DOCUMENTS

D383,819 S *	9/1997	Takahashi	D21/749
5,921,869 A *	7/1999	Blough	A63B 53/047 473/291
D428,634 S *	7/2000	Nagai	D21/759
D444,195 S *	6/2001	Wahl	D21/748
D445,157 S *	7/2001	Jones	D21/749
D466,961 S *	12/2002	Nagai	D21/759
D476,708 S *	7/2003	Wahl	D21/747
D489,106 S *	4/2004	Wahl	D21/749
D549,295 S *	8/2007	Nagai	D21/759
D581,000 S *	11/2008	Nicolette	D21/749
D621,893 S *	8/2010	Nicolette	D21/759
D635,627 S *	4/2011	Nicolette	D21/759

D641,446 S *	7/2011	Engel	D21/759
D641,447 S *	7/2011	Engel	D21/759
D643,491 S *	8/2011	Stokke	D21/759
D659,214 S *	5/2012	Oldknow	D21/759
D669,947 S *	10/2012	Kim	D21/747
D680,603 S *	4/2013	Nicolette	D21/749
D691,684 S *	10/2013	Cyrulik	D21/759
8,657,700 B2 *	2/2014	Nicolette	A63B 53/047 473/291
8,753,230 B2 *	6/2014	Stokke	A63B 53/047 473/350
D710,961 S *	8/2014	Foster	D21/759
D716,390 S *	10/2014	Wieland	D21/759
D730,466 S *	5/2015	Seagram	D21/759
D736,875 S *	8/2015	Llewellyn	D21/759
D737,391 S *	8/2015	Wieland	D21/759
D763,986 S *	8/2016	Cardani	D21/759
D764,612 S *	8/2016	Tang	D21/759
D767,695 S *	9/2016	Kitching, Jr.	D21/747

(Continued)

Primary Examiner — Mitchell I. Siegel

(74) *Attorney, Agent, or Firm* — Oliff PLC

(57) **CLAIM**

The ornamental design for a golf club head, as shown and described.

DESCRIPTION

FIG. 1 is a top, heel-side, rear perspective view of the golf club head;

FIG. 2 is a rear elevational view thereof

FIG. 3 is a top plan view thereof;

FIG. 4 is a heel-side elevational view thereof;

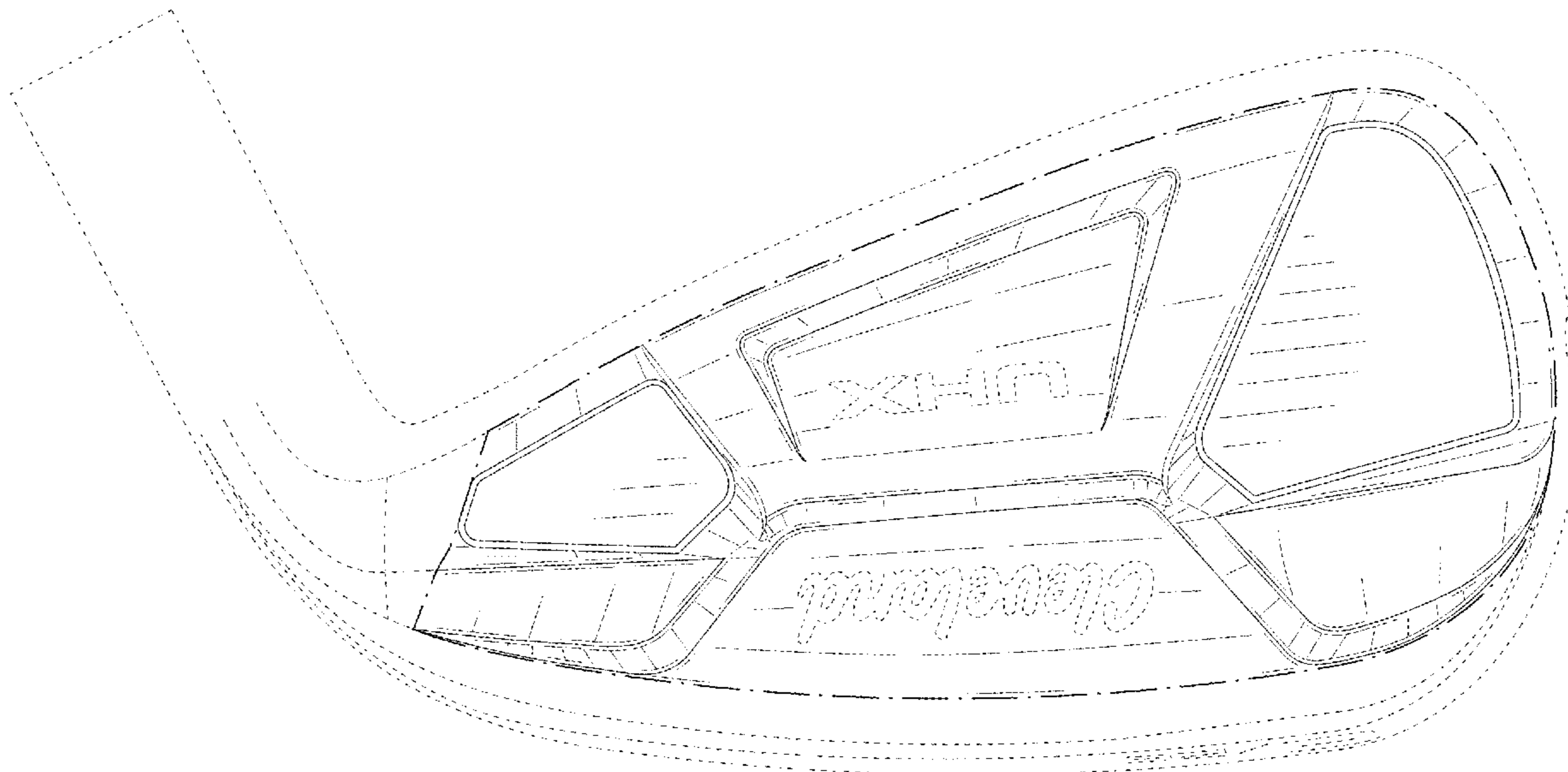
FIG. 5 is a toe-side elevational view thereof;

FIG. 6 is a front elevational view thereof; and,

FIG. 7 is a bottom plan view thereof.

The broken lines depict parts of the golf club head that form no part of the claimed design. The dot-dash chain lines depict boundaries of the claimed subject matter and form no part of the claimed design.

1 Claim, 7 Drawing Sheets



(56)

References Cited

U.S. PATENT DOCUMENTS

D768,249	S *	10/2016	Chun	D21/747
D791,892	S *	7/2017	Stokke	D21/747
D803,960	S *	11/2017	Hebreo	D21/749
D809,082	S *	1/2018	Kim	D21/759
D812,169	S *	3/2018	Kim	D21/759
D815,705	S *	4/2018	Dolezel	D21/749
D815,707	S *	4/2018	Dolezel	D21/759
D834,666	S *	11/2018	Tang	D21/759
D851,718	S *	6/2019	Stokke	D21/747
D852,302	S *	6/2019	Parsons	D21/747
D859,552	S *	9/2019	Tang	D21/759
D863,482	S *	10/2019	Tang	D21/759
D875,860	S *	2/2020	Kim	D21/759
2005/0026716	A1 *	2/2005	Wahl	A63B 60/02 473/334
2012/0289360	A1 *	11/2012	Breier	A63B 60/00 473/335

* cited by examiner

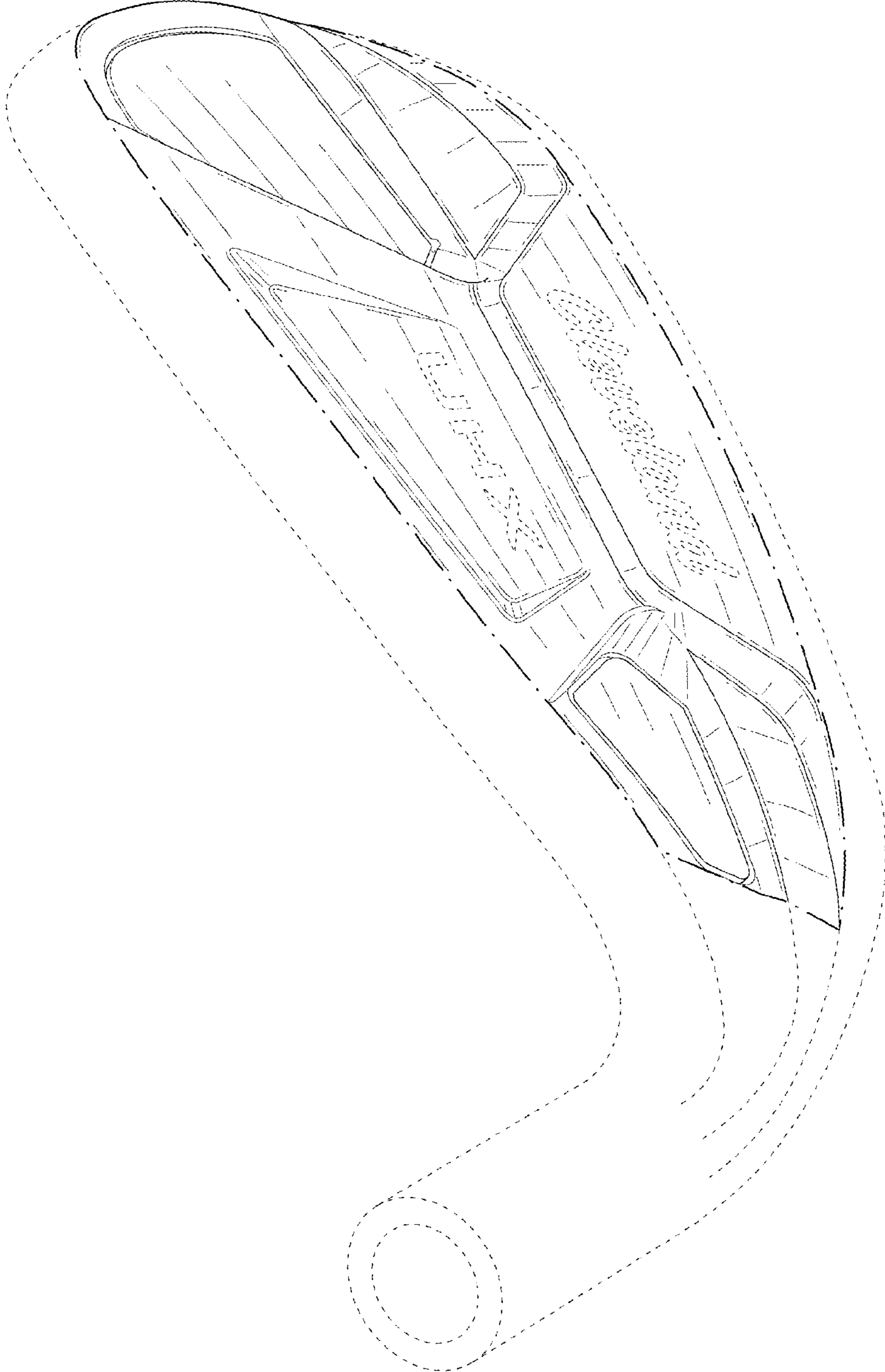


FIG. 1

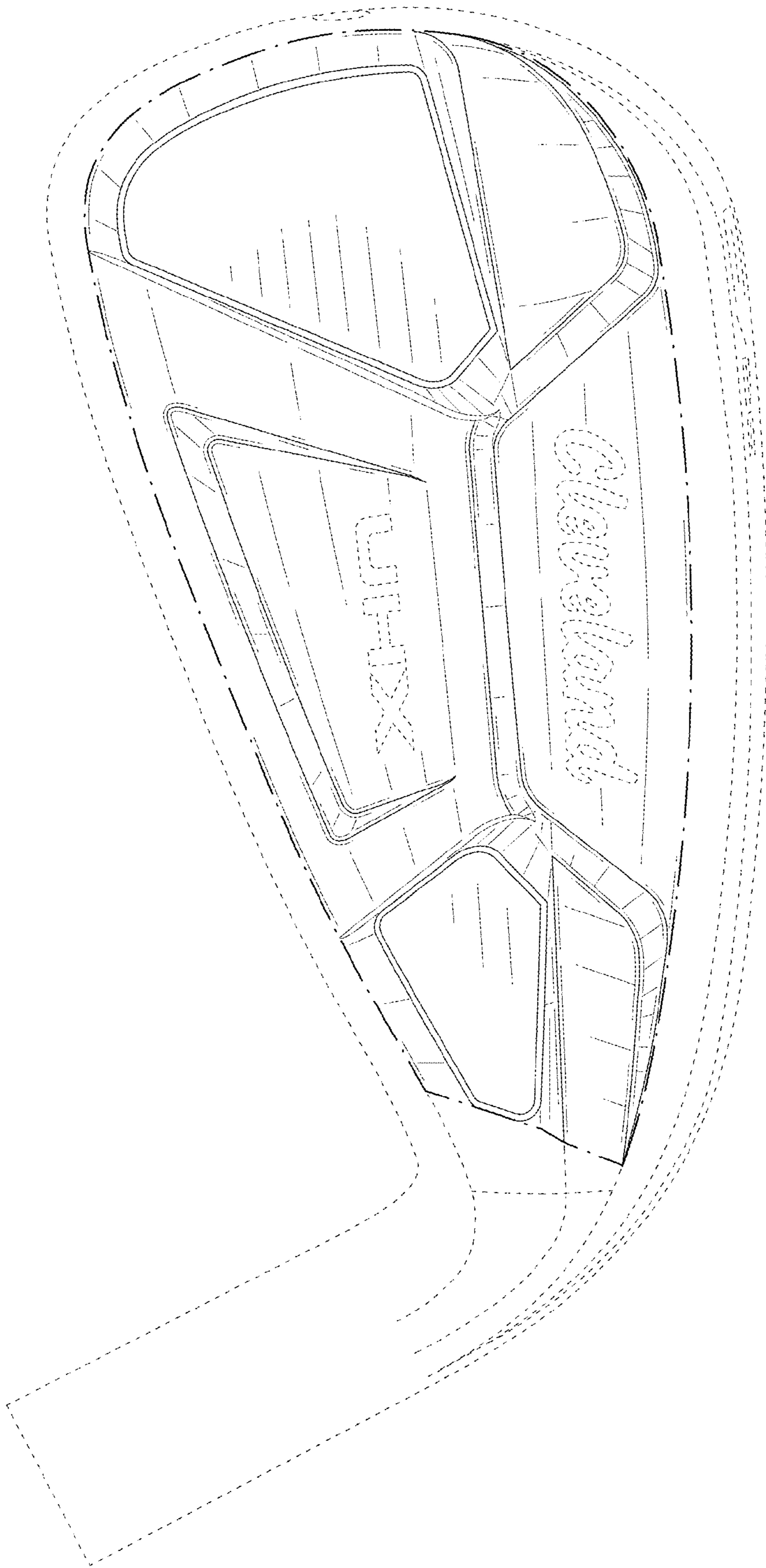


FIG. 2

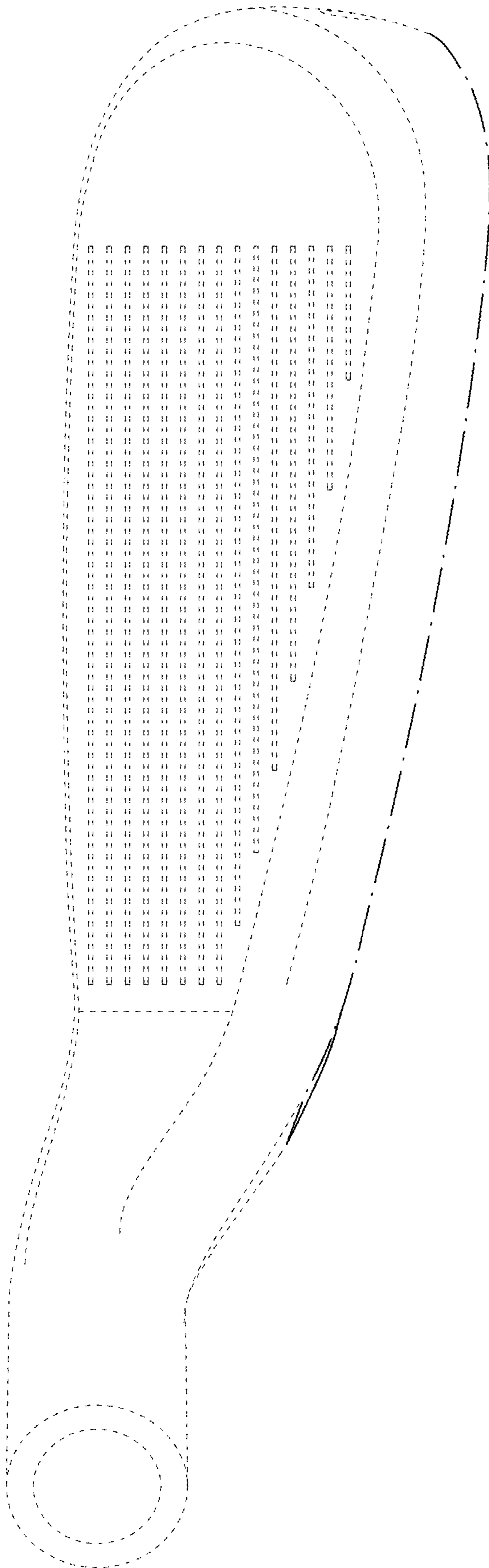


FIG. 3

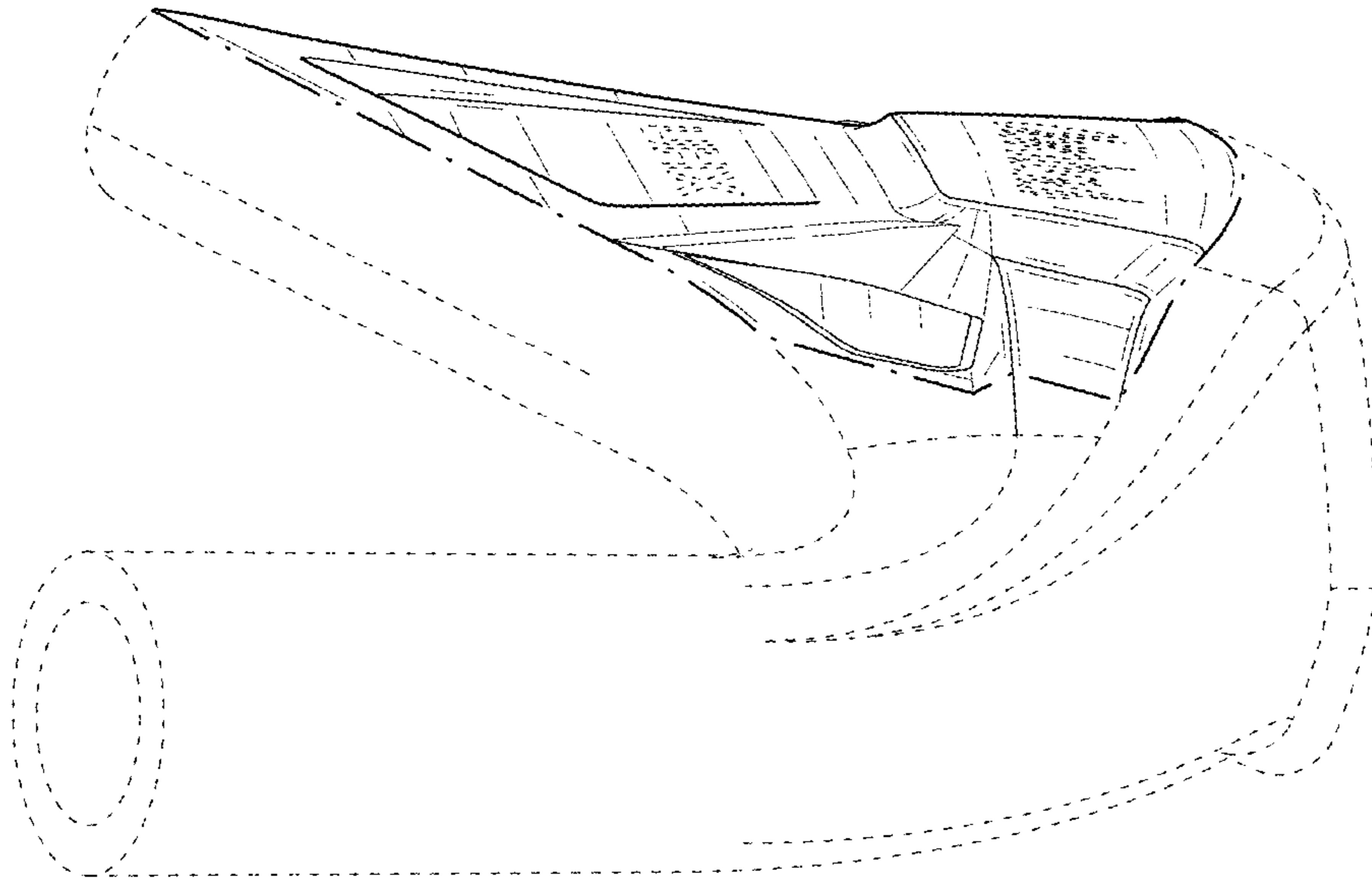


FIG. 4

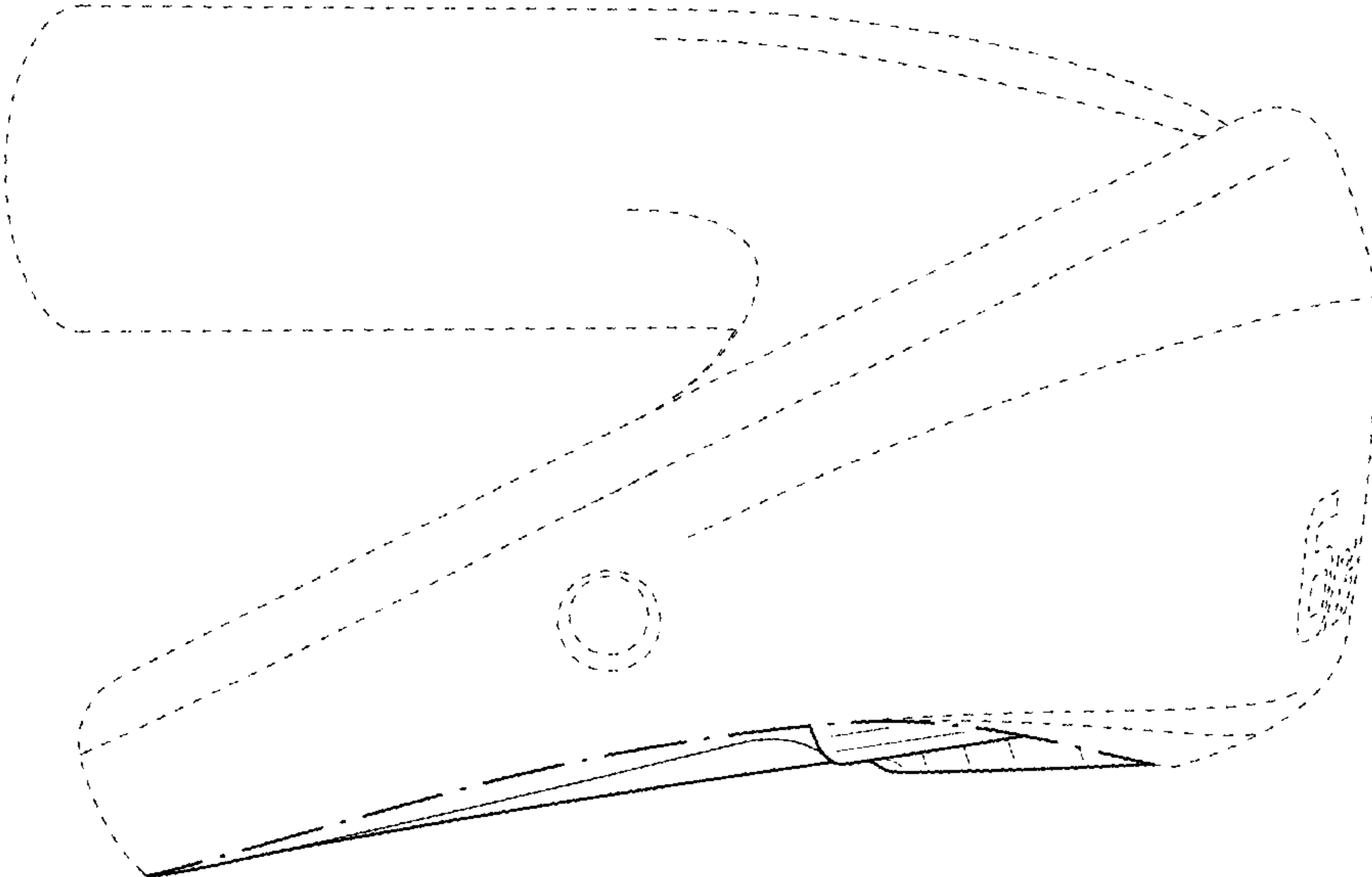


FIG. 5

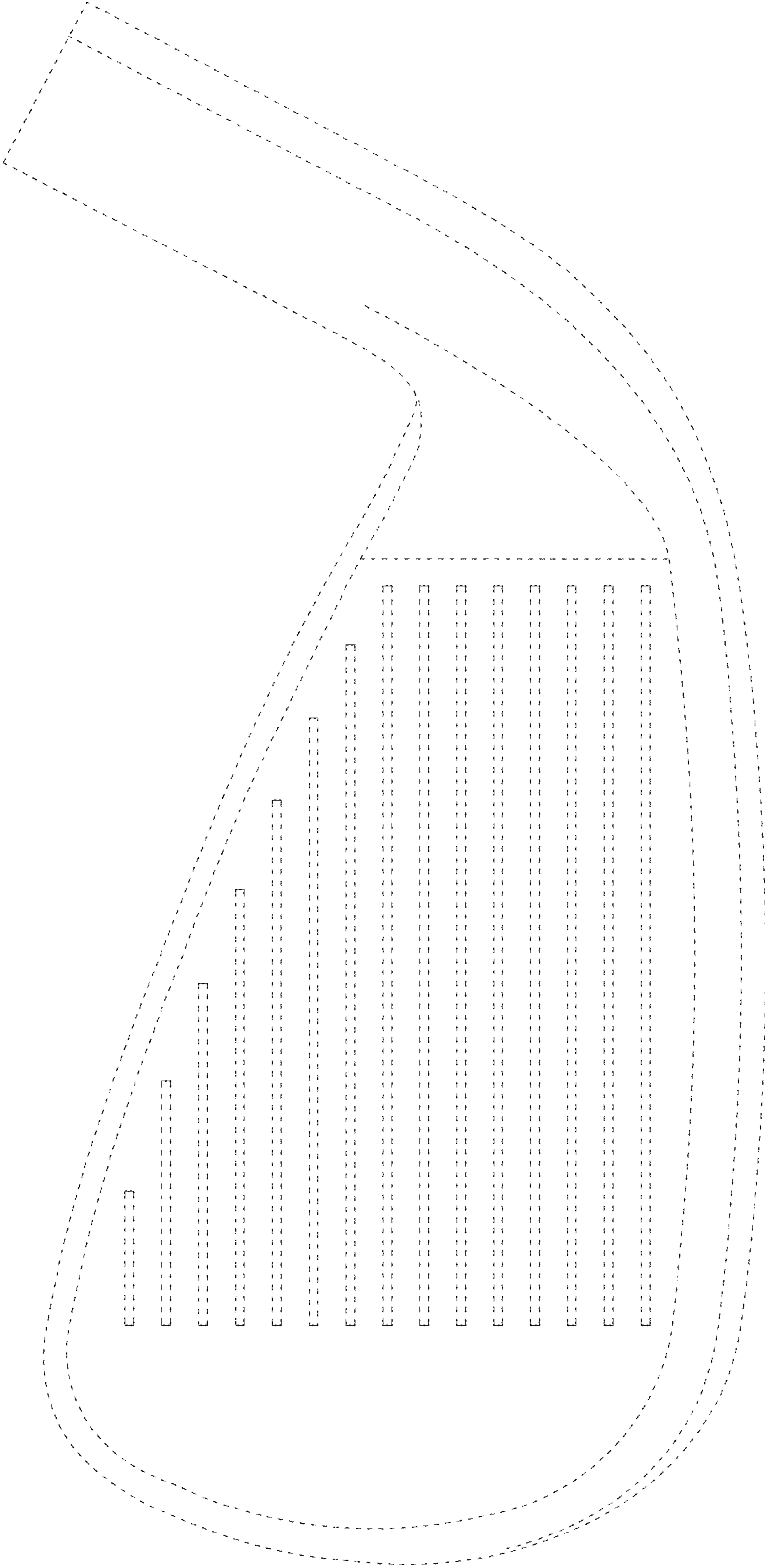


FIG. 6

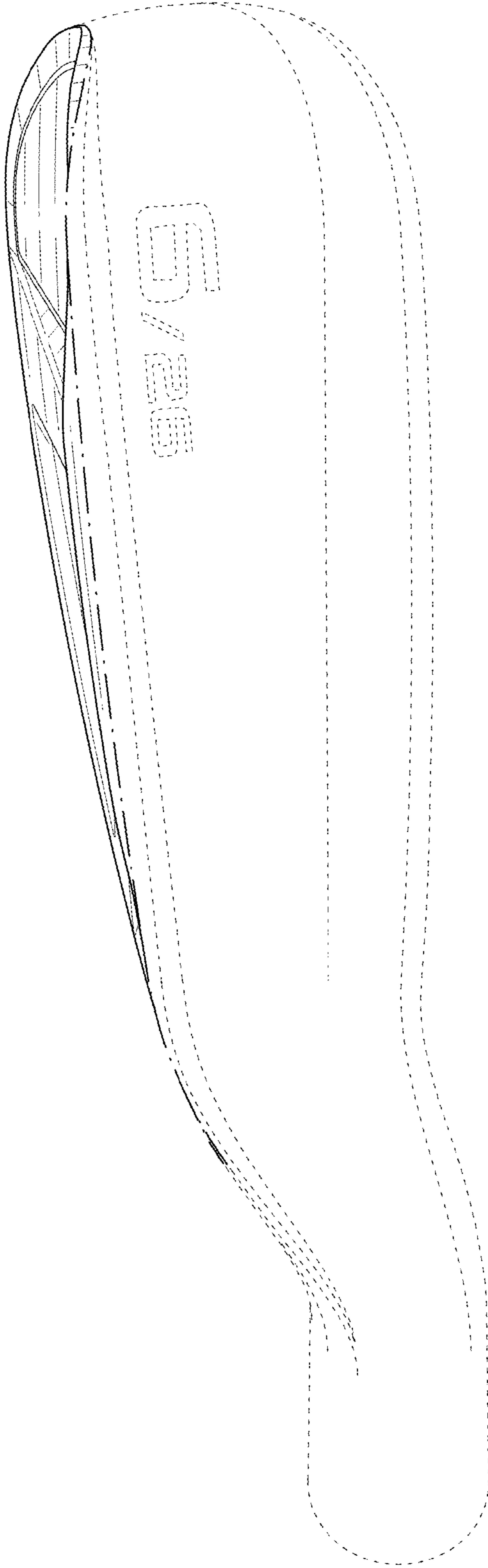


FIG. 7