

US00D909513S

(12) **United States Design Patent** (10) **Patent No.:** **US D909,513 S**
Cyrulik (45) **Date of Patent:** **** Feb. 2, 2021**

(54) **GOLF CLUB HEAD**
(71) Applicant: **SUMITOMO RUBBER INDUSTRIES, LTD.**, Kobe (JP)
(72) Inventor: **Darius Cyrulik**, Alhambra, CA (US)
(73) Assignee: **SUMITOMO RUBBER INDUSTRIES, LTD.**, Kobe (JP)
(**) Term: **15 Years**
(21) Appl. No.: **29/696,352**
(22) Filed: **Jun. 27, 2019**
(51) **LOC (13) Cl.** **21-02**
(52) **U.S. Cl.**
USPC **D21/759**
(58) **Field of Classification Search**
USPC D21/747-751, 759
CPC A63B 53/00; A63B 53/02; A63B 53/04;
A63B 53/047; A63B 53/0475; A63B
2053/0479; A63B 2053/0483; A63B
2053/0445; A63B 60/00; A63B 60/46
See application file for complete search history.

(56) **References Cited**
U.S. PATENT DOCUMENTS
D383,819 S * 9/1997 Takahashi D21/749
5,921,869 A * 7/1999 Blough A63B 53/047
473/291
D428,634 S * 7/2000 Nagai D21/759
D444,195 S * 6/2001 Wahl D21/748
D445,157 S * 7/2001 Jones D21/749
D466,961 S * 12/2002 Nagai D21/759
D476,708 S * 7/2003 Wahl D21/747
D489,106 S * 4/2004 Wahl D21/749
D549,295 S * 8/2007 Nagai D21/759
D581,000 S * 11/2008 Nicolette D21/749
D621,893 S * 8/2010 Nicolette D21/759
D635,627 S * 4/2011 Nicolette D21/759

D641,446 S * 7/2011 Engel D21/759
D641,447 S * 7/2011 Engel D21/759
D643,491 S * 8/2011 Stokke D21/759
D659,214 S * 5/2012 Oldknow D21/759
D669,947 S * 10/2012 Kim D21/747
D680,603 S * 4/2013 Nicolette D21/749
D691,684 S * 10/2013 Cyrulik D21/759
8,657,700 B2 * 2/2014 Nicolette A63B 53/047
473/291
8,753,230 B2 * 6/2014 Stokke A63B 53/047
473/350
D710,961 S * 8/2014 Foster D21/759
D716,390 S * 10/2014 Wieland D21/759
D730,466 S * 5/2015 Seagram D21/759
D736,875 S * 8/2015 Llewellyn D21/759
D737,391 S * 8/2015 Wieland D21/759
D763,986 S * 8/2016 Cardani D21/759
D764,612 S * 8/2016 Tang D21/759

(Continued)

Primary Examiner — Mitchell I. Siegel
(74) Attorney, Agent, or Firm — Oliff PLC

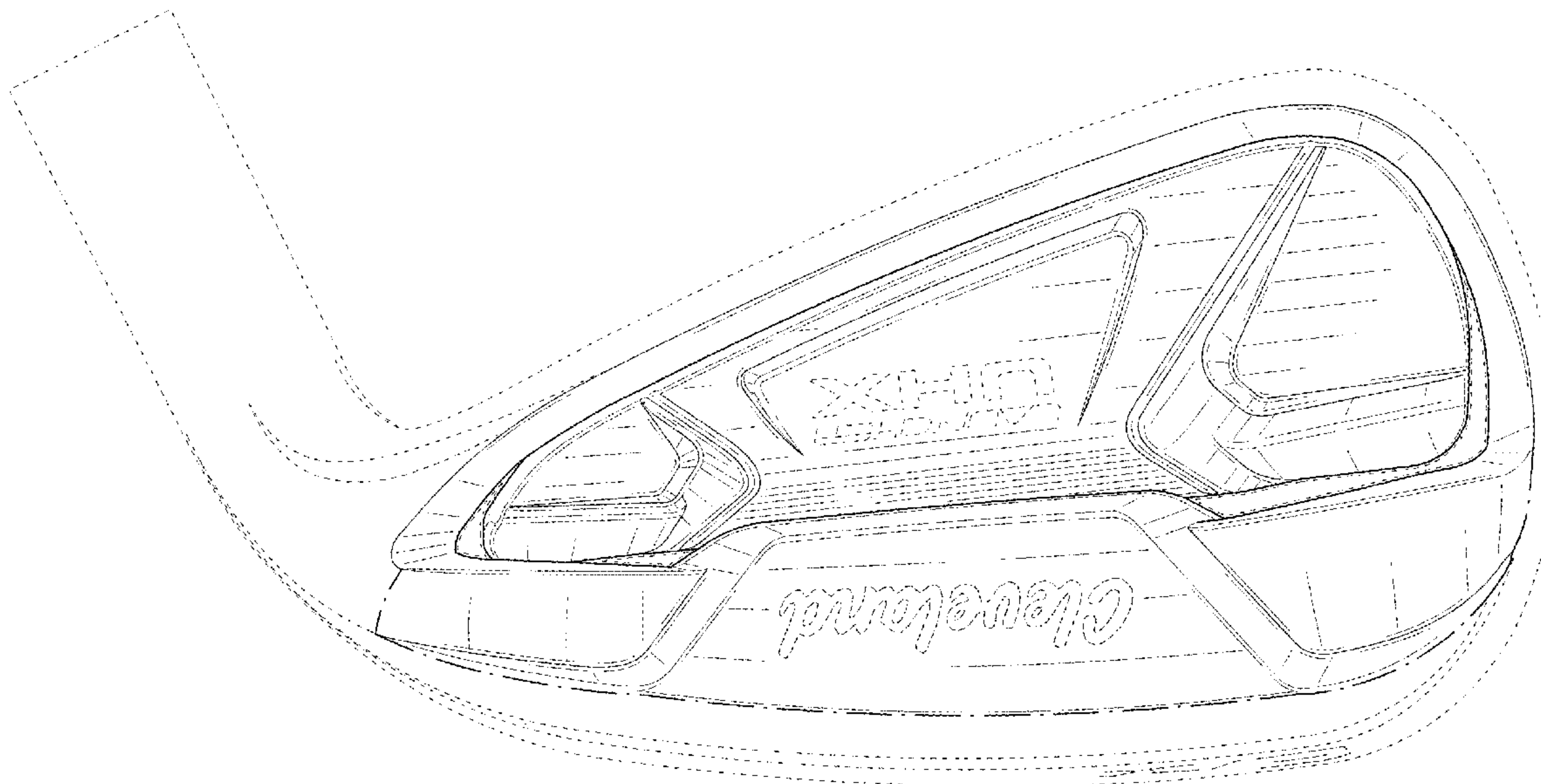
(57) **CLAIM**

The ornamental design for a golf club head, as shown and described.

DESCRIPTION

FIG. 1 is a rear, heel-side, top perspective view of the golf club head;
FIG. 2 is a rear elevational view thereof;
FIG. 3 is a top plan view thereof;
FIG. 4 is a heel-side elevational view thereof;
FIG. 5 is a toe-side elevational view thereof;
FIG. 6 is a front elevational view thereof;
FIG. 7 is a bottom plan view thereof; and,
FIG. 8 is a rear, toe-side perspective view thereof.
The broken lines depict parts of the golf club head that form no part of the claimed design. The dot-dash chain lines depict boundaries of the claimed subject matter and form no part of the claimed design.

1 Claim, 8 Drawing Sheets



(56)

References Cited

U.S. PATENT DOCUMENTS

D767,695	S *	9/2016	Kitching, Jr.	D21/747
D768,249	S *	10/2016	Chun	D21/747
D791,892	S *	7/2017	Stokke	D21/747
D803,960	S *	11/2017	Hebreo	D21/749
D809,082	S *	1/2018	Kim	D21/759
D812,169	S *	3/2018	Kim	D21/759
D815,705	S *	4/2018	Dolezel	D21/749
D815,707	S *	4/2018	Dolezel	D21/759
D834,666	S *	11/2018	Tang	D21/759
D851,718	S *	6/2019	Stokke	D21/747
D852,302	S *	6/2019	Parsons	D21/747
D859,552	S *	9/2019	Tang	D21/759
D863,482	S *	10/2019	Tang	D21/759
D875,860	S *	2/2020	Kim	D21/759
2005/0026716	A1 *	2/2005	Wahl	A63B 60/02 473/334
2012/0289360	A1 *	11/2012	Breier	A63B 60/00 473/335

* cited by examiner




FIG. 1

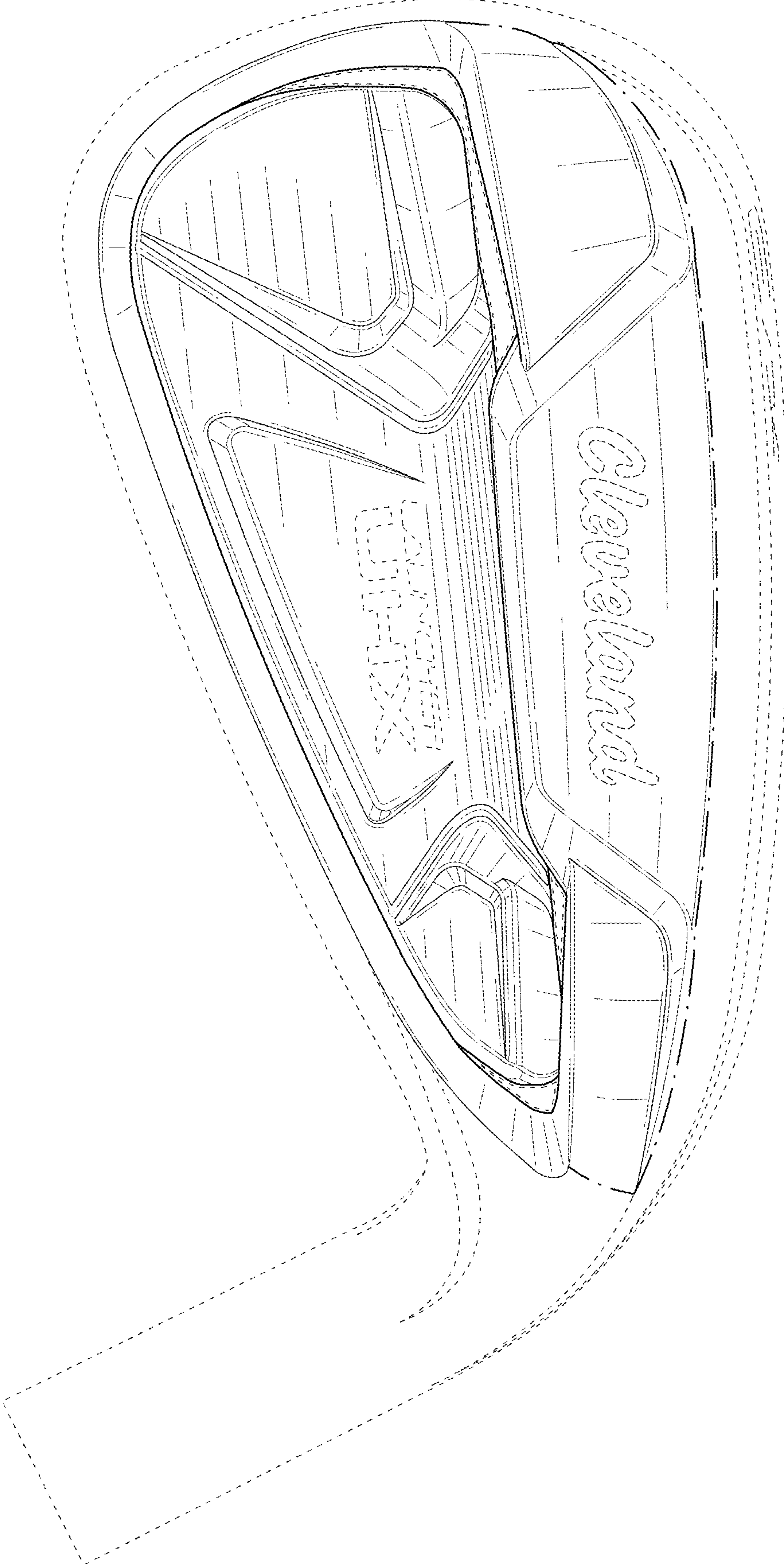


FIG. 2

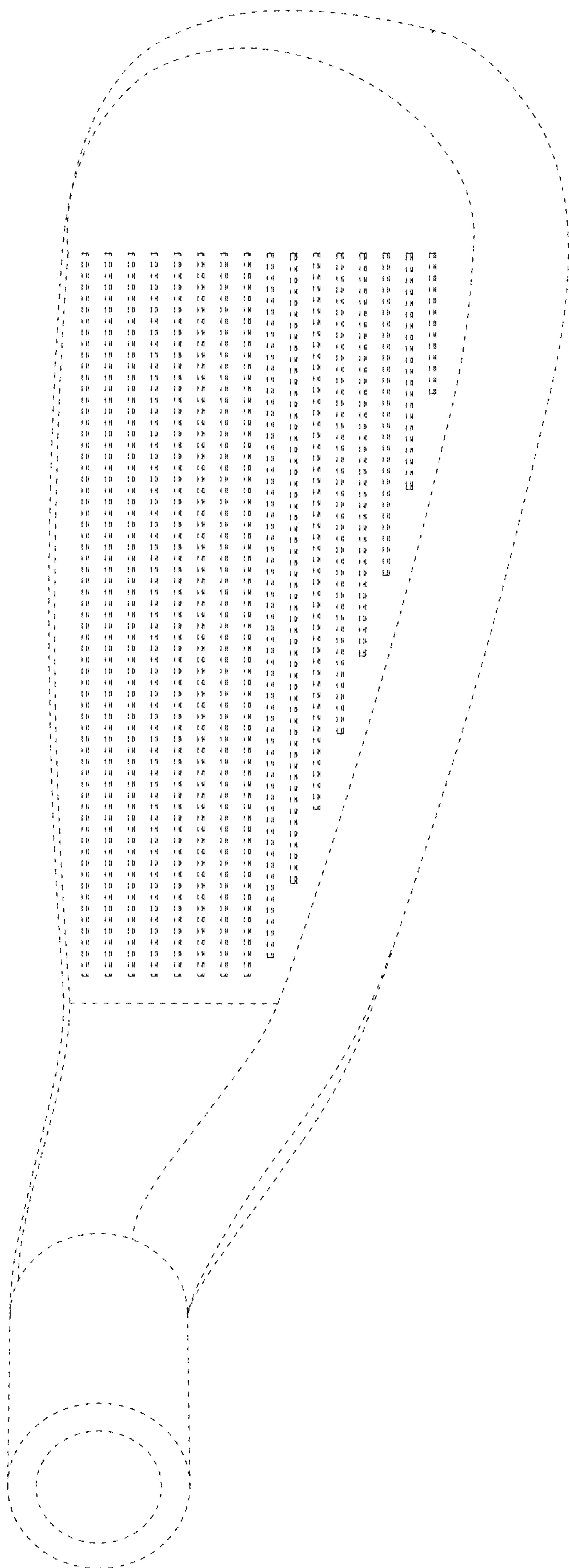


FIG. 3

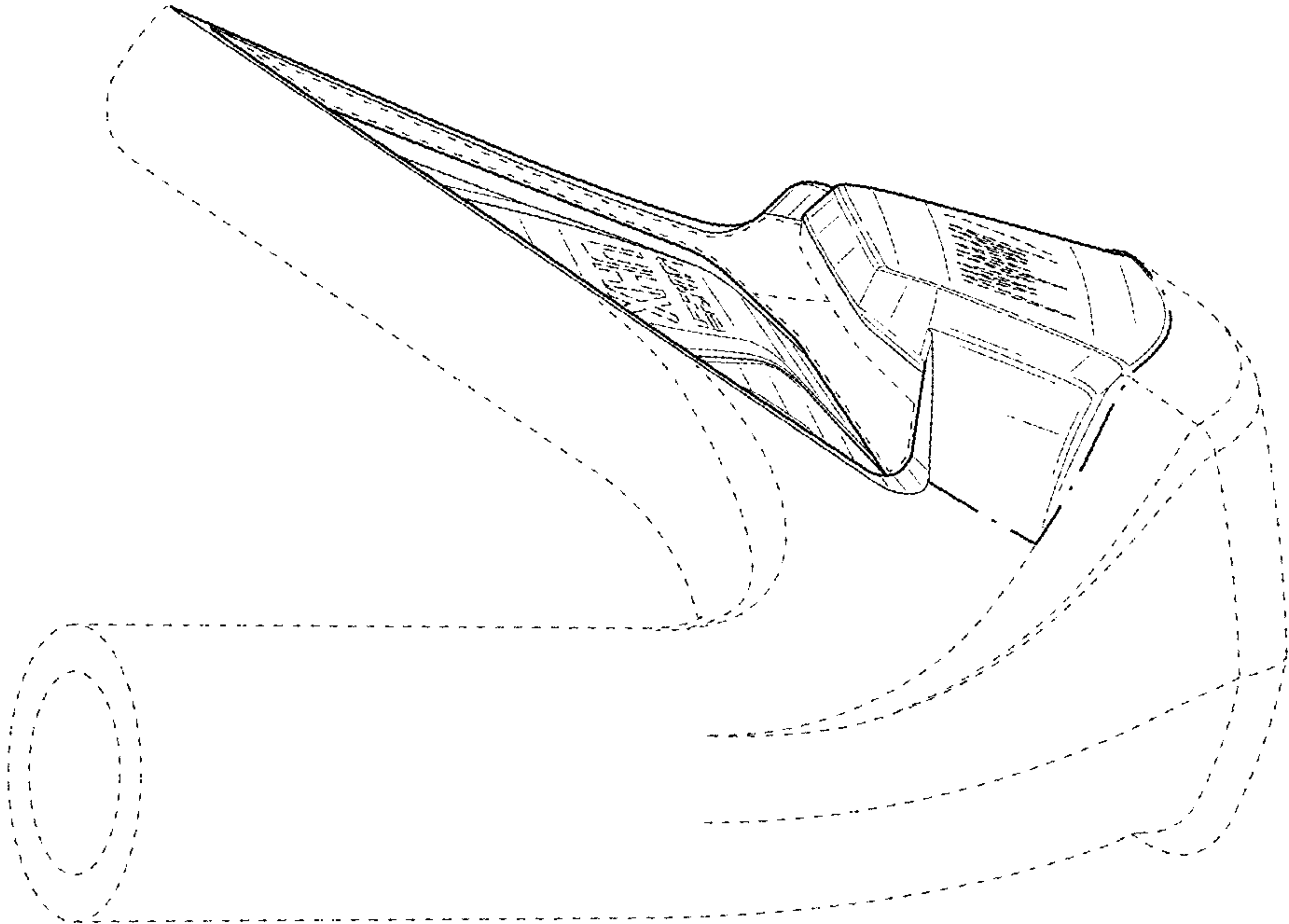


FIG. 4

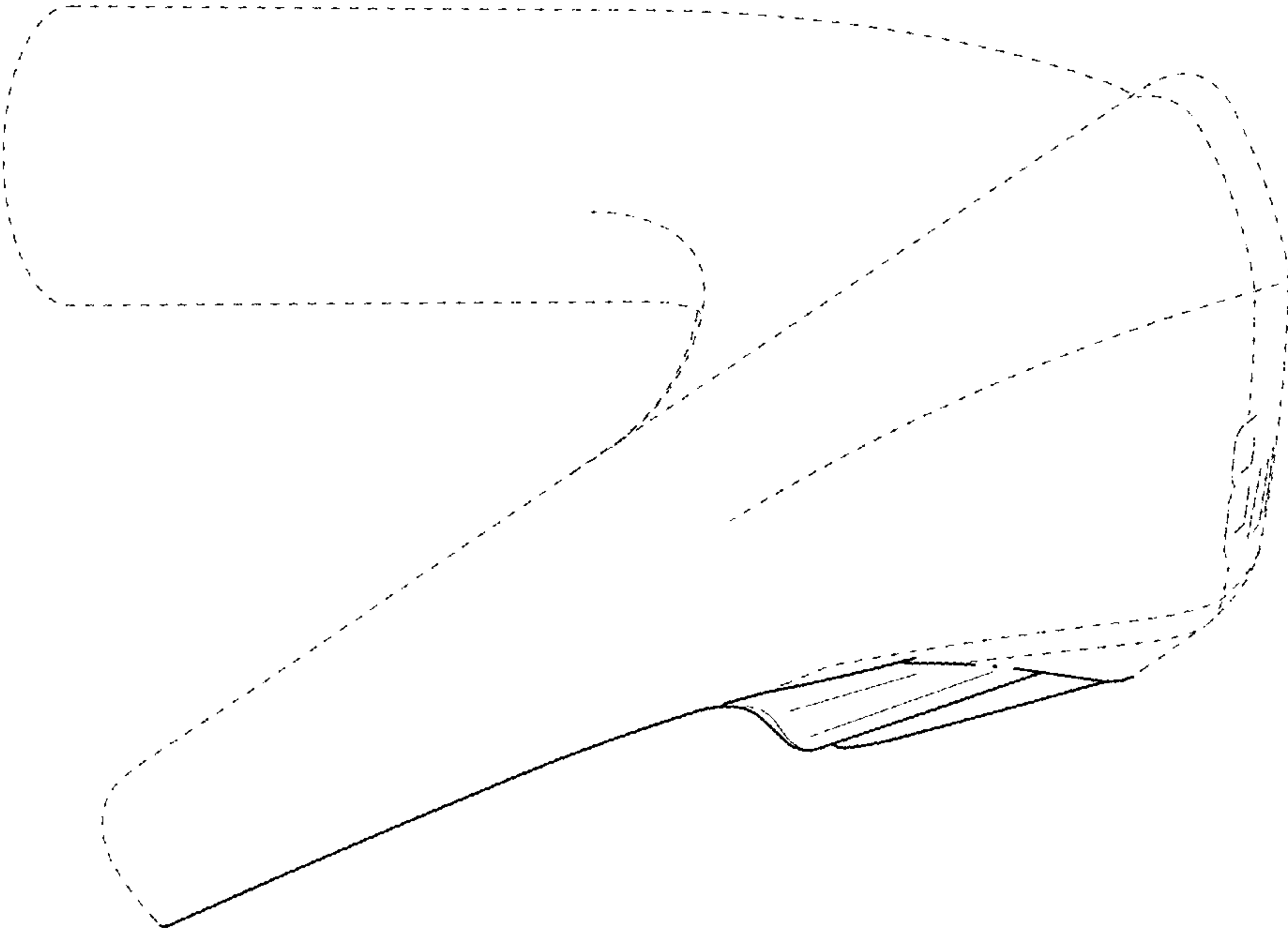


FIG. 5

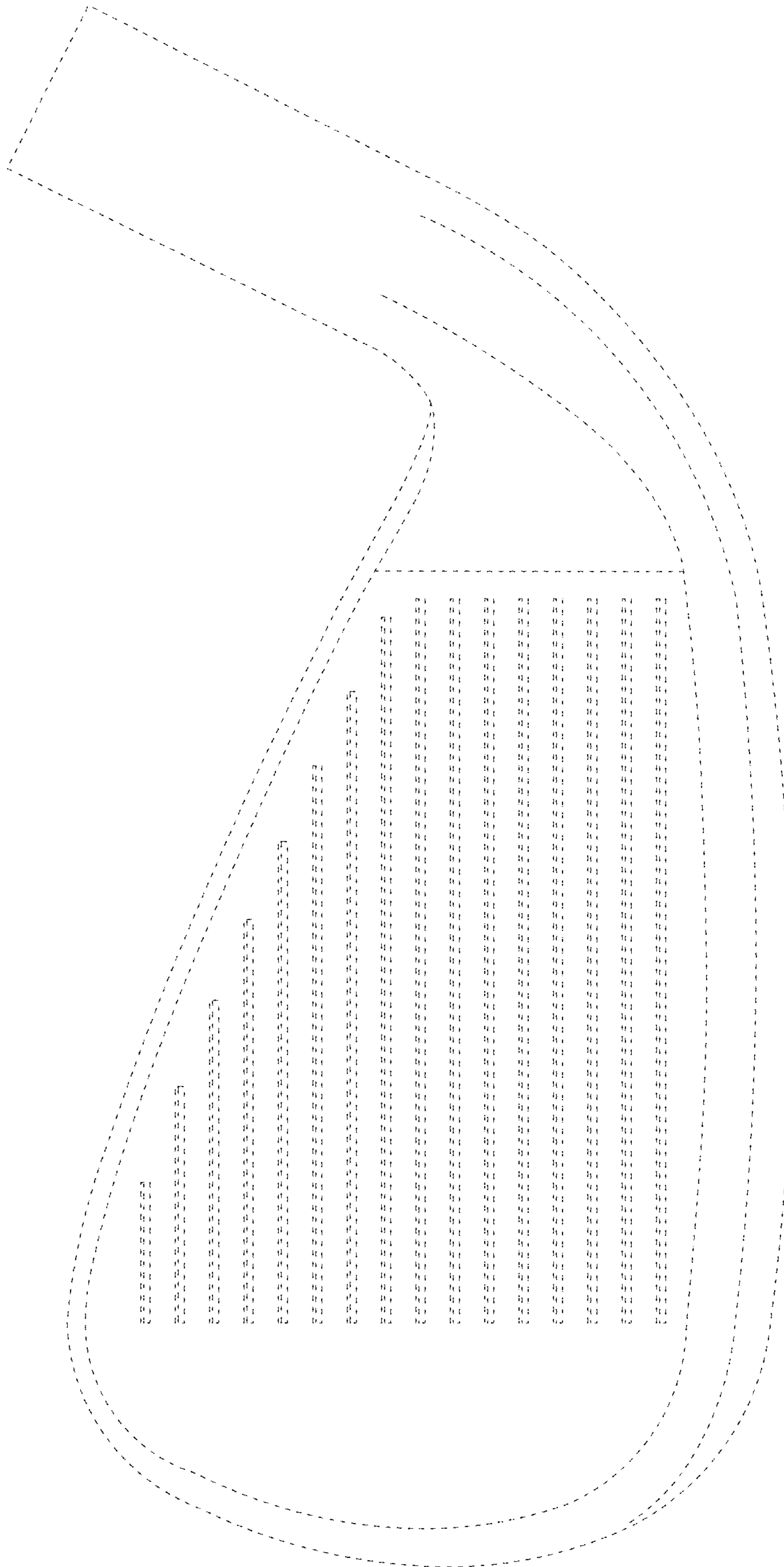


FIG. 6

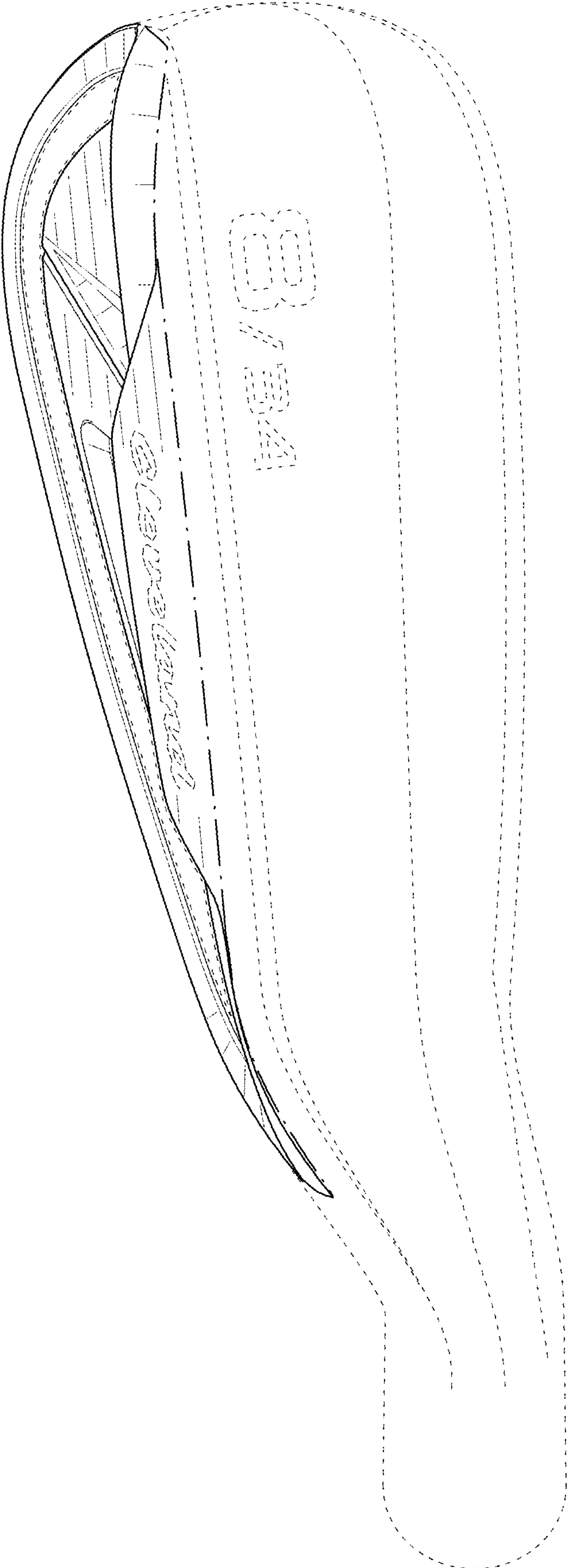


FIG. 7

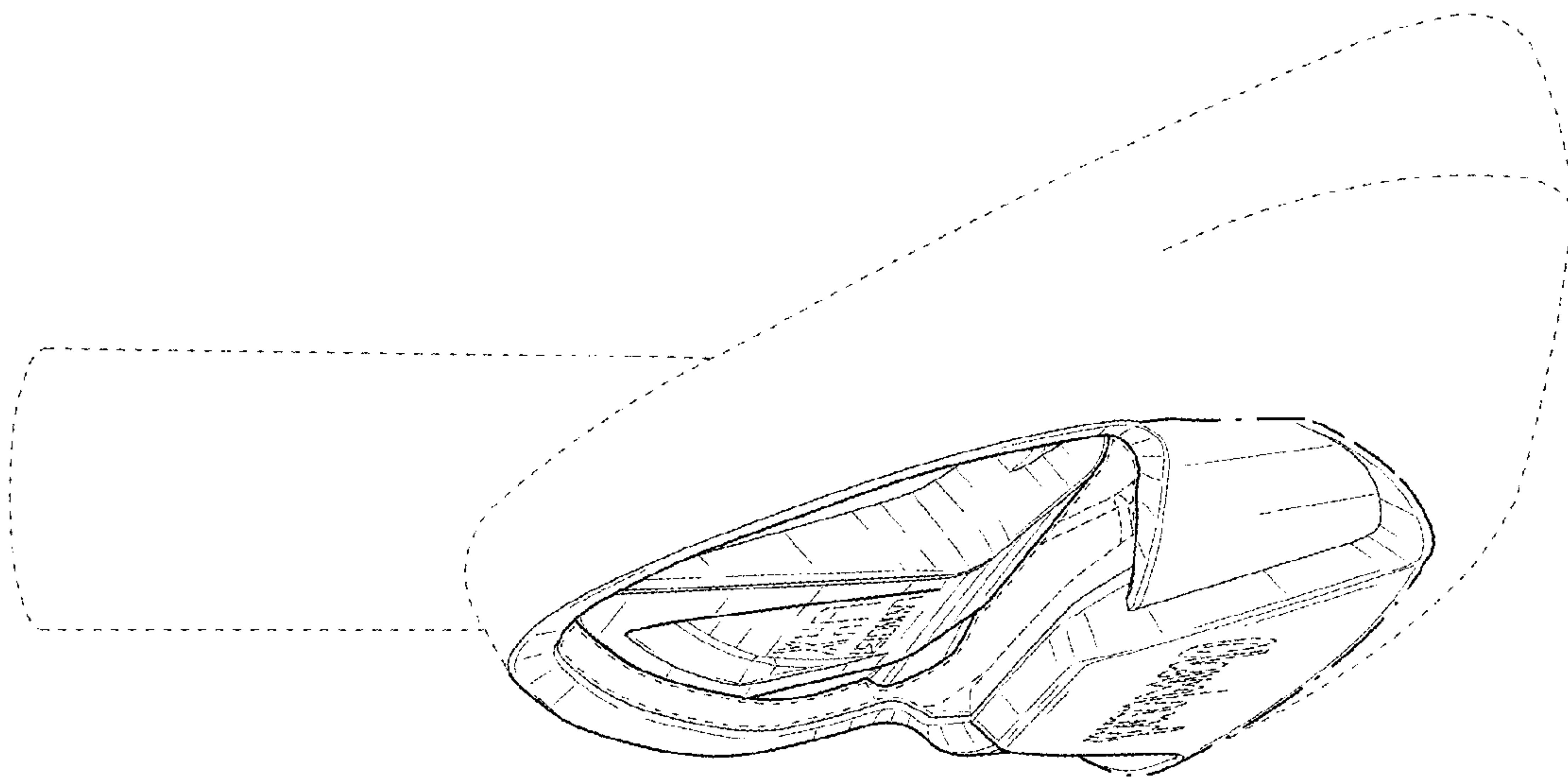


FIG. 8