



US00D909501S

(12) **United States Design Patent** (10) **Patent No.:** **US D909,501 S**
Knable (45) **Date of Patent:** **** Feb. 2, 2021**

(54) **WRESTLING STANCE MAT**
(71) Applicant: **Isaac Knable**, Floyds Knobs, IN (US)
(72) Inventor: **Isaac Knable**, Floyds Knobs, IN (US)
(**) Term: **15 Years**
(21) Appl. No.: **29/678,834**
(22) Filed: **Jan. 31, 2019**
(51) **LOC (13) Cl.** **21-02**
(52) **U.S. Cl.**
USPC **D21/686**
(58) **Field of Classification Search**
USPC D6/582, 583, 588, 594; D21/300, 365,
D21/366, 662, 686, 792, 797, 798;
D24/183; D19/62, 64; D20/10, 27
CPC .. A63B 2023/006; A63B 6/00; A63B 21/4037
See application file for complete search history.

8,317,660 B2 11/2012 Goranson
D678,703 S * 3/2013 Ntoukas D6/582
8,499,383 B1 * 8/2013 Ungaro A63B 23/035
482/23
8,998,752 B2 4/2015 Parvanov
D733,461 S * 7/2015 Diaz D6/592
D751,320 S * 3/2016 Chang D6/582
D781,972 S * 3/2017 Bertoncetto D21/686
D782,585 S * 3/2017 Bertoncetto D21/686

(Continued)

OTHER PUBLICATIONS

Youtube, "Footwork Trainer v1 0", Jan. 29, 2019. <https://www.youtube.com/watch?v=aIQtdAvUCpk>. Shown at the 0:04 minute mark. (Year: 2019).*

(Continued)

Primary Examiner — Cynthia Ramirez
Assistant Examiner — Michael A Maharajh
(74) *Attorney, Agent, or Firm* — Dinsmore & Shohl LLP

(56) **References Cited**

U.S. PATENT DOCUMENTS

D187,870 S * 5/1960 Edwards D21/366
D225,242 S * 11/1972 Pruitt D21/792
D252,048 S * 6/1979 Richards D21/792
D267,385 S * 12/1982 Burt D21/355
D291,586 S * 8/1987 Bourret D21/686
D436,390 S * 1/2001 Hooper D21/792
D521,096 S * 5/2006 Pelz D21/792
7,090,599 B2 8/2006 Hedgepath
D557,051 S * 12/2007 Adoboe D6/582
D577,241 S * 9/2008 Kennedy D6/582
7,465,263 B1 * 12/2008 Conrad A63B 21/4037
434/393
D603,641 S * 11/2009 Hakansson D6/583
D621,454 S * 8/2010 Ohara D21/662
D624,621 S * 9/2010 Weiss, Jr. D21/792
D632,119 S * 2/2011 Service D21/662
D633,158 S * 2/2011 Brusckie D21/662
D638,069 S * 5/2011 Rodriguez D21/365
D669,722 S * 10/2012 Sass D6/591

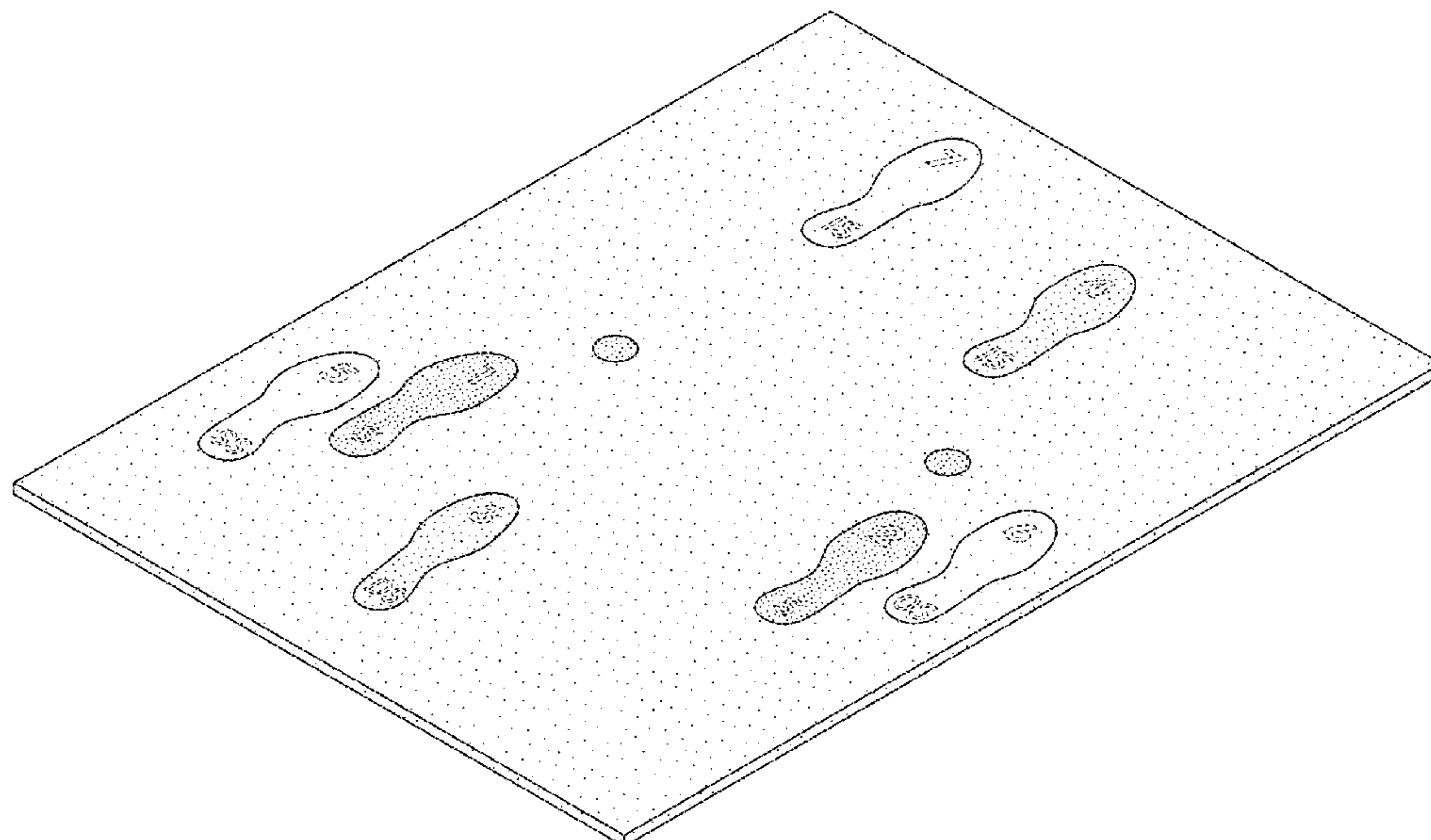
(57) **CLAIM**

The ornamental design for a wrestling stance mat, as shown and described.

DESCRIPTION

FIG. 1 is a right perspective view of a wrestling stance mat showing my new design;
FIG. 2 is a front view thereof;
FIG. 3 is a rear view thereof;
FIG. 4 is a right view thereof;
FIG. 5 is a left view thereof;
FIG. 6 is a top view thereof; and,
FIG. 7 is a bottom view thereof.
The broken lines in the drawings are for the purpose of illustrating environmental structure, which form no part of the claimed design. The stippling shown in the drawings are for the purposes of showing surface contrast

1 Claim, 4 Drawing Sheets



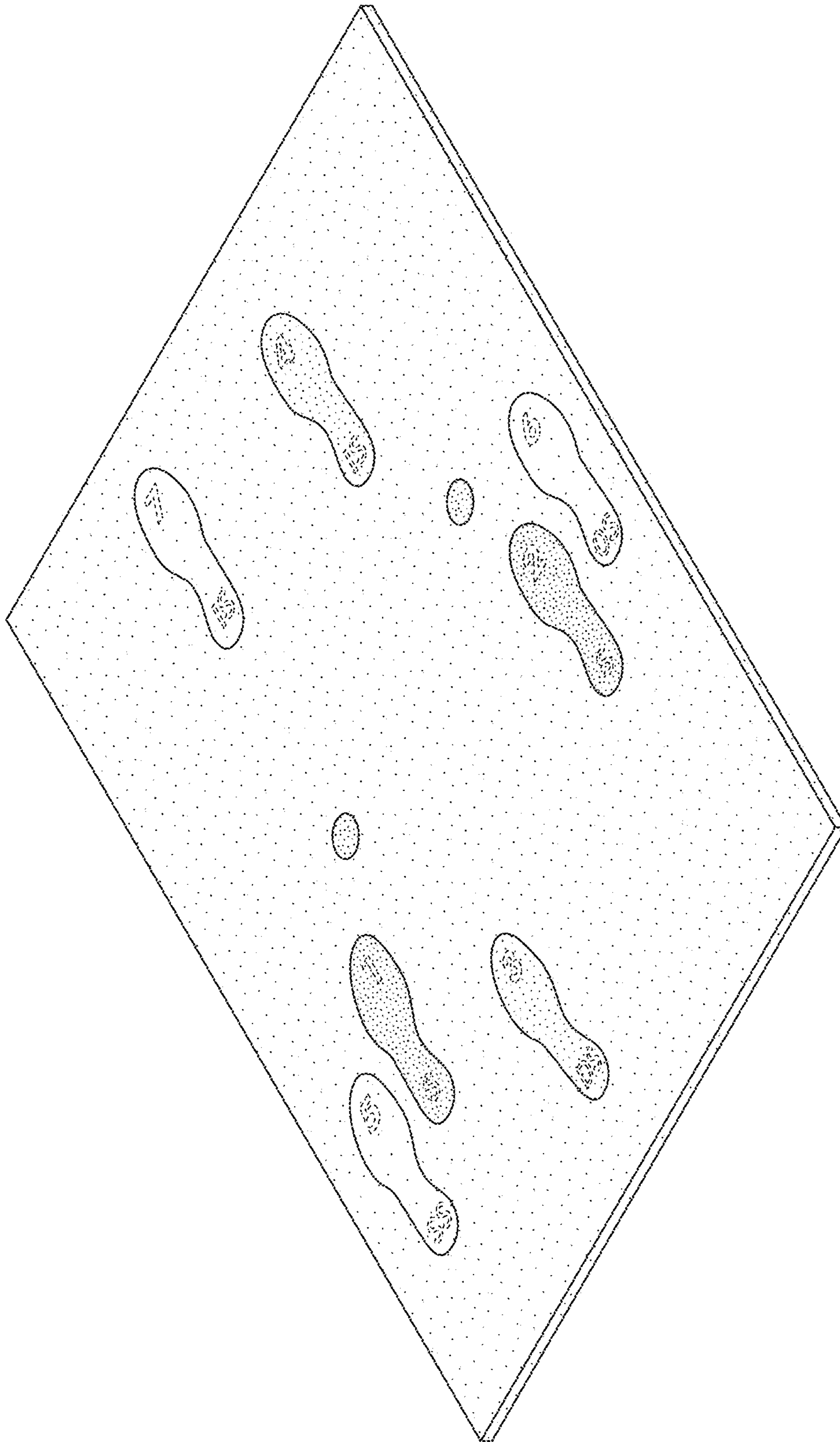


FIG. 1

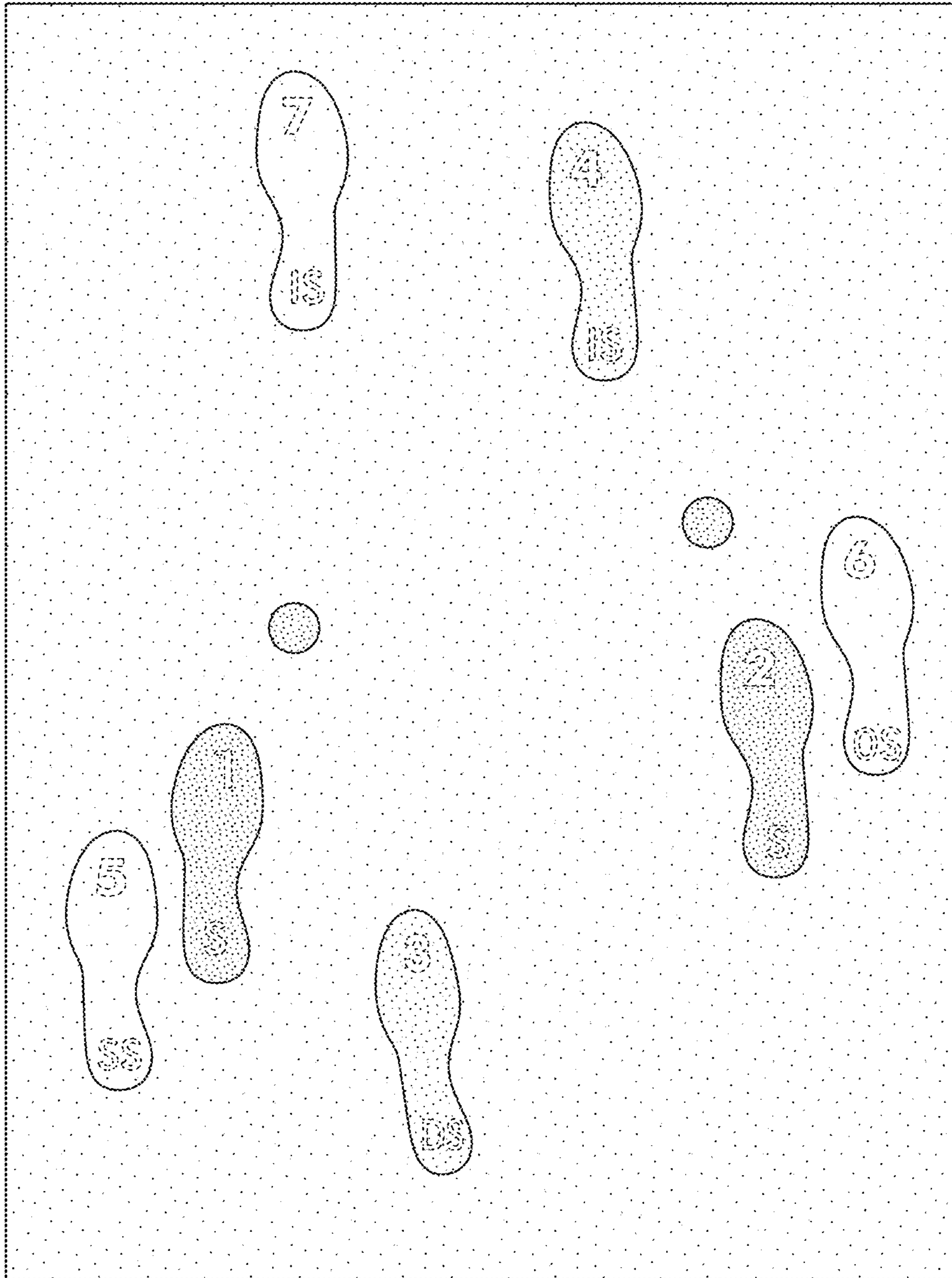


FIG. 2




FIG. 3



FIG. 4



FIG. 5




FIG. 6




FIG. 7