



US00D909499S

(12) **United States Design Patent** (10) **Patent No.:** **US D909,499 S**
Gilbert (45) **Date of Patent:** **** Feb. 2, 2021**

(54) **FITNESS WEIGHT SET**
(71) Applicant: **Herman Gilbert**, Hammond, WI (US)
(72) Inventor: **Herman Gilbert**, Hammond, WI (US)
(**) Term: **15 Years**
(21) Appl. No.: **29/669,007**
(22) Filed: **Nov. 5, 2018**

D407,770 S * 4/1999 Thomas D21/679
D412,657 S * 8/1999 Gray D8/354
D428,946 S * 8/2000 Boorstein D21/679
6,132,345 A * 10/2000 Beierschmitt A63B 21/072
362/84
D490,294 S * 5/2004 Dayan D8/354
D517,135 S * 3/2006 Klein D21/679
D556,841 S * 12/2007 Oates D21/662
D561,274 S * 2/2008 Turner D21/679
D583,883 S * 12/2008 Thomas D21/679
D633,155 S * 2/2011 Brun D21/679

(Continued)

Related U.S. Application Data

(62) Division of application No. 29/548,796, filed on Dec. 16, 2015, now Pat. No. Des. 834,115.
(51) **LOC (13) Cl.** **21-02**
(52) **U.S. Cl.**
USPC **D21/679**
(58) **Field of Classification Search**
USPC D21/662, 663, 666, 667, 668, 669, 673,
D21/684, 670, 679, 697; D8/303, 376,
D8/54; D10/119.2; D11/5
CPC A47H 1/022; A47H 1/02; A47K 3/38
See application file for complete search history.

Primary Examiner — Sandra Snapp
Assistant Examiner — Mehri Bajoul
(74) *Attorney, Agent, or Firm* — Skinner and Associates;
Joel D. Skinner, Jr.

(57) **CLAIM**

The ornamental design for a fitness weight set, as shown and described.

DESCRIPTION

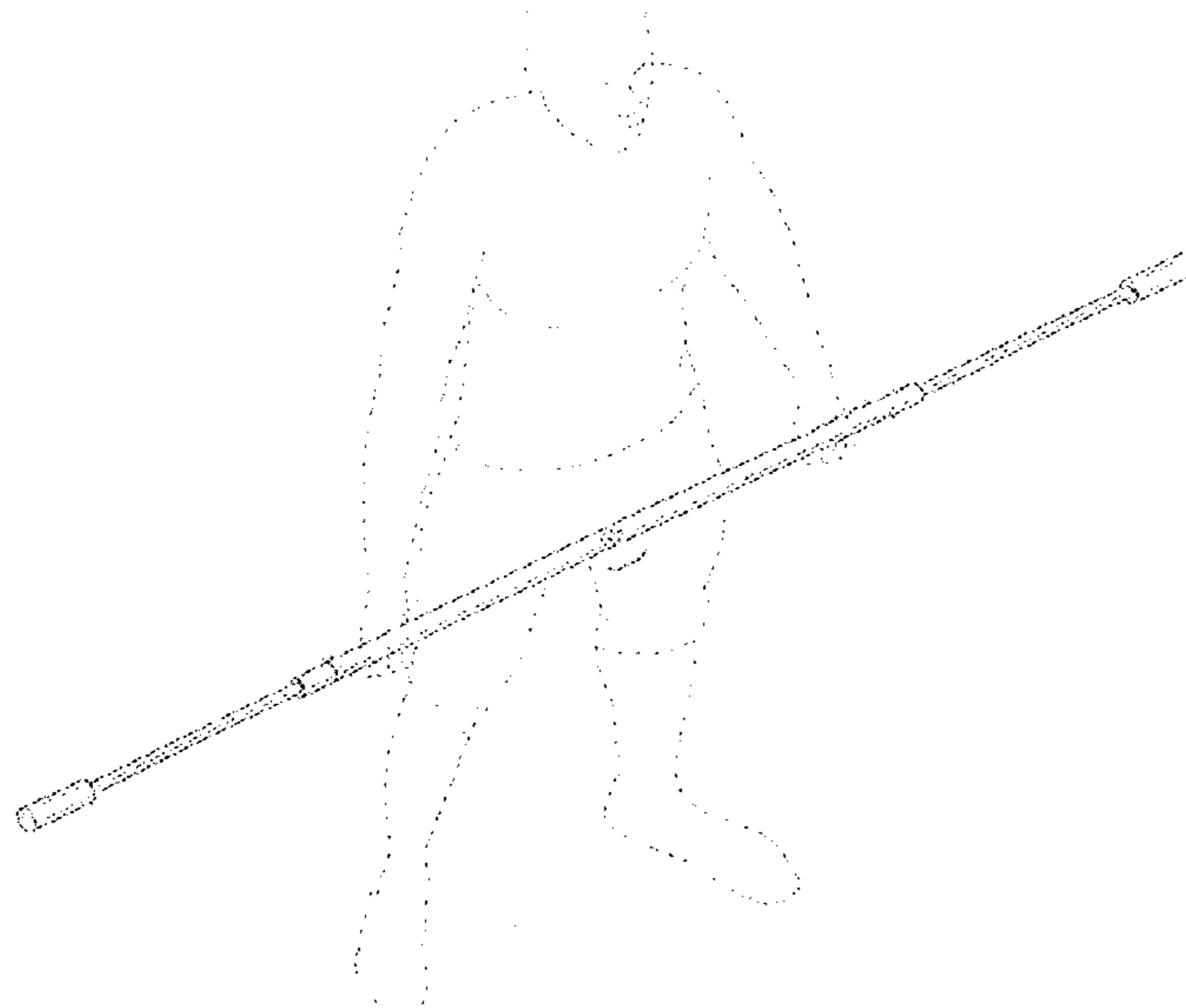
FIG. 1 is a perspective view of a fitness weight set showing the design of the invention.
FIG. 2 is a front view thereof.
FIG. 3 is a rear view thereof.
FIG. 4 is a left side view thereof, the right side being a mirror image.
FIG. 5 is a top view thereof; and,
FIG. 6 is a bottom view thereof.
The broken line showing of a person in FIG. 1 illustrates environment and forms no part of the claimed design. The remaining broken lines illustrate portions of the fitness weight set and form no part of the claimed design.
The fitness weight set is shown with a symbolic break in its length. The appearance of any portion of the fitness weight set between the break lines forms no part of the claimed design.

(56) **References Cited**

U.S. PATENT DOCUMENTS

D263,327 S * 3/1982 Cooper D21/679
D264,738 S * 6/1982 Cooper D21/679
D274,829 S * 7/1984 Bankier D21/679
D281,446 S * 11/1985 Keilman D21/679
5,203,753 A * 4/1993 Rothhammer A63B 21/072
411/55
D343,875 S * 2/1994 Webster D21/679
D369,627 S * 5/1996 Thor D10/119.2
5,662,561 A * 9/1997 McNamara A63B 5/20
482/82
D385,604 S * 10/1997 Moore D21/679
D389,038 S * 1/1998 Rosul D8/376
D390,299 S * 2/1998 Terry D11/5
5,820,531 A * 10/1998 Choi A63B 21/0603
482/93

1 Claim, 3 Drawing Sheets



(56)

References Cited

U.S. PATENT DOCUMENTS

D655,356	S *	3/2012	Sandman	D21/679
D681,753	S *	5/2013	Ellison	D21/690
D694,348	S *	11/2013	Rankin	D21/679
D733,226	S *	6/2015	Abbate	D21/679
9,126,079	B2 *	9/2015	Jordan	A63B 21/072
D757,190	S *	5/2016	Prenatt	D21/680
D853,505	S *	7/2019	Toueg	D21/679
2009/0023563	A1 *	1/2009	Liang	A63B 71/0036 482/106
2014/0259368	A1 *	9/2014	Parker	A47K 3/38 4/610
2015/0335945	A1 *	11/2015	Brontman	A63B 22/0023 482/6

* cited by examiner

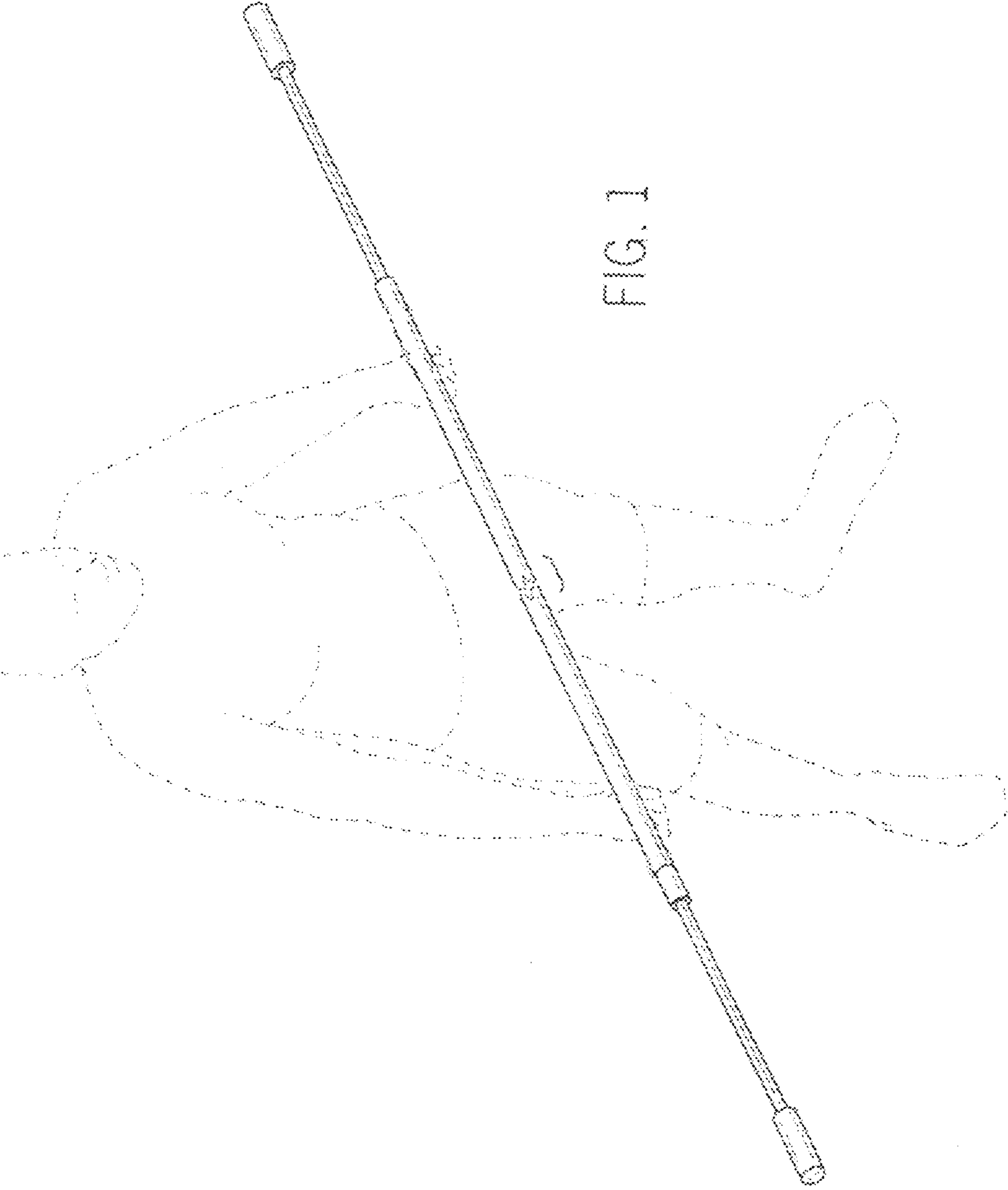


FIG. 1

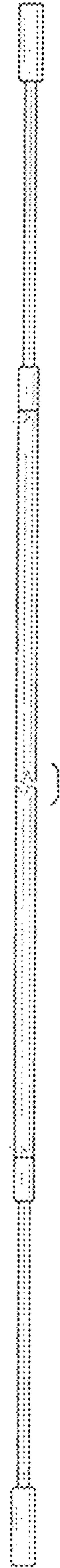


FIG. 2

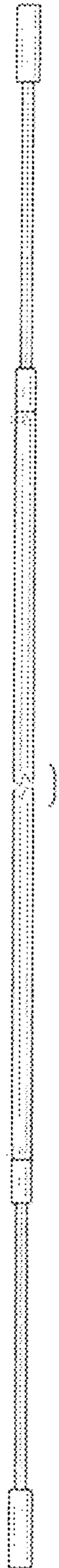


FIG. 3



FIG. 4

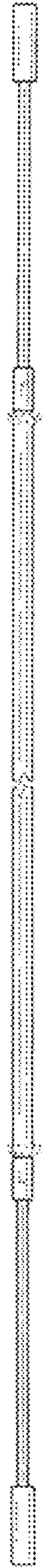


FIG. 5



FIG. 6