



US00D909485S

(12) **United States Design Patent** (10) **Patent No.:** **US D909,485 S**  
**Whitaker et al.** (45) **Date of Patent:** **\*\* Feb. 2, 2021**

(54) **CONTROLLER**  
(71) Applicant: **Microsoft Corporation**, Redmond, WA (US)  
(72) Inventors: **Ryan Eugene Whitaker**, Seattle, WA (US); **Carl J. Ledbetter**, Mercer Island, WA (US)  
(73) Assignee: **Microsoft Corporation**, Redmond, WA (US)  
(\*\*) Term: **15 Years**  
(21) Appl. No.: **29/716,462**  
(22) Filed: **Dec. 10, 2019**  
(51) **LOC (13) Cl.** ..... **21-01**  
(52) **U.S. Cl.**  
USPC ..... **D21/333**; D14/401; D14/454  
(58) **Field of Classification Search**  
USPC ..... D14/218, 400-401, 417, 454-457; D21/333  
CPC ..... G06F 3/0338; A63F 13/22; A63F 13/24; A63F 13/40; A63F 13/42; A63F 13/98  
See application file for complete search history.

D773,561 S \* 12/2016 Kujawski ..... D21/333  
D774,596 S 12/2016 Kujawski et al.  
D778,990 S 2/2017 Kujawski et al.  
D784,989 S 4/2017 Kujawski et al.  
D794,024 S \* 8/2017 Kujawski ..... D14/401  
D794,025 S \* 8/2017 Kujawski ..... D14/401  
9,908,041 B2 \* 3/2018 Kujawski ..... A63F 13/24  
D831,648 S \* 10/2018 Tong ..... D14/401  
10,286,307 B2 \* 5/2019 Kujawski ..... A63F 13/24

**OTHER PUBLICATIONS**

U.S. Appl. No. 29/716,478, filed Dec. 10, 2019.  
U.S. Appl. No. 29/716,442, filed Dec. 10, 2019.  
U.S. Appl. No. 29/716,445, filed Dec. 10, 2019.  
U.S. Appl. No. 29/716,472, filed Dec. 10, 2019.  
U.S. Appl. No. 29/716,455, filed Dec. 10, 2019.  
U.S. Appl. No. 29/716,465, filed Dec. 10, 2019.

\* cited by examiner

*Primary Examiner* — Sandra L Morris  
(74) *Attorney, Agent, or Firm* — Banner & Witcoff, Ltd.

(57) **CLAIM**

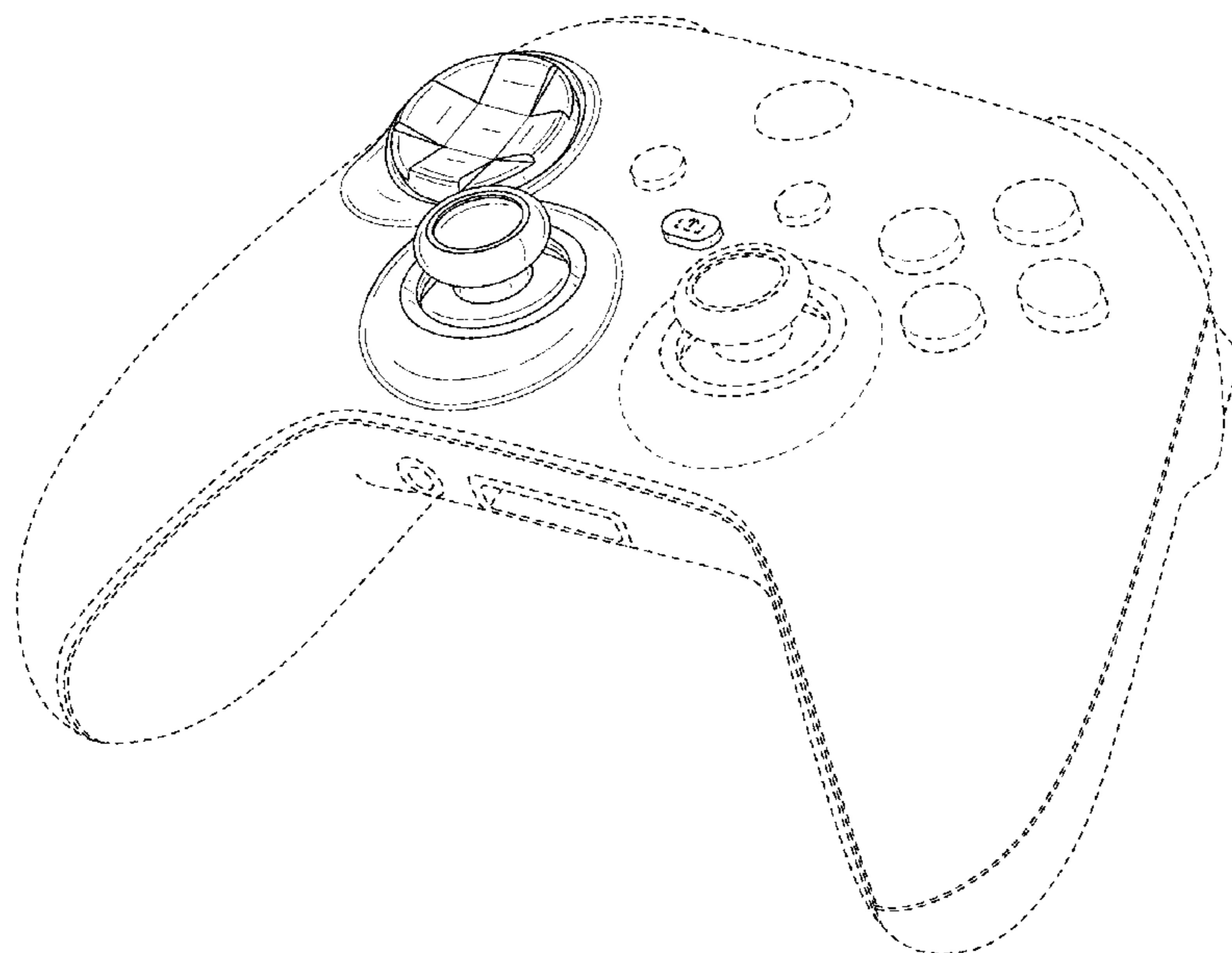
The ornamental design for a controller, as shown and described.

**DESCRIPTION**

FIG. 1 is a front perspective view of a controller showing our new design;  
FIG. 2 is a front view thereof;  
FIG. 3 is a rear view thereof;  
FIG. 4 is a top view thereof;  
FIG. 5 is a bottom view thereof;  
FIG. 6 is a left side thereof; and,  
FIG. 7 is a right side view thereof.  
The broken lines depicting the remainder of the controller show features that form no part of the claimed design.

**1 Claim, 7 Drawing Sheets**

(56) **References Cited**  
U.S. PATENT DOCUMENTS  
D658,178 S \* 4/2012 Ikeda ..... D21/333  
D658,179 S \* 4/2012 Ikeda ..... D21/333  
D659,140 S \* 5/2012 Ikeda ..... D21/333  
D765,788 S \* 9/2016 Kujawski ..... D21/333  
D766,374 S 9/2016 Kujawski et al.  
D766,376 S \* 9/2016 Kujawski ..... D21/333  
D767,038 S 9/2016 Kujawski et al.  
D767,684 S 9/2016 Kujawski et al.  
D768,784 S 10/2016 Kujawski et al.  
D770,568 S 11/2016 Kujawski et al.  
D772,988 S 11/2016 Kujawski et al.



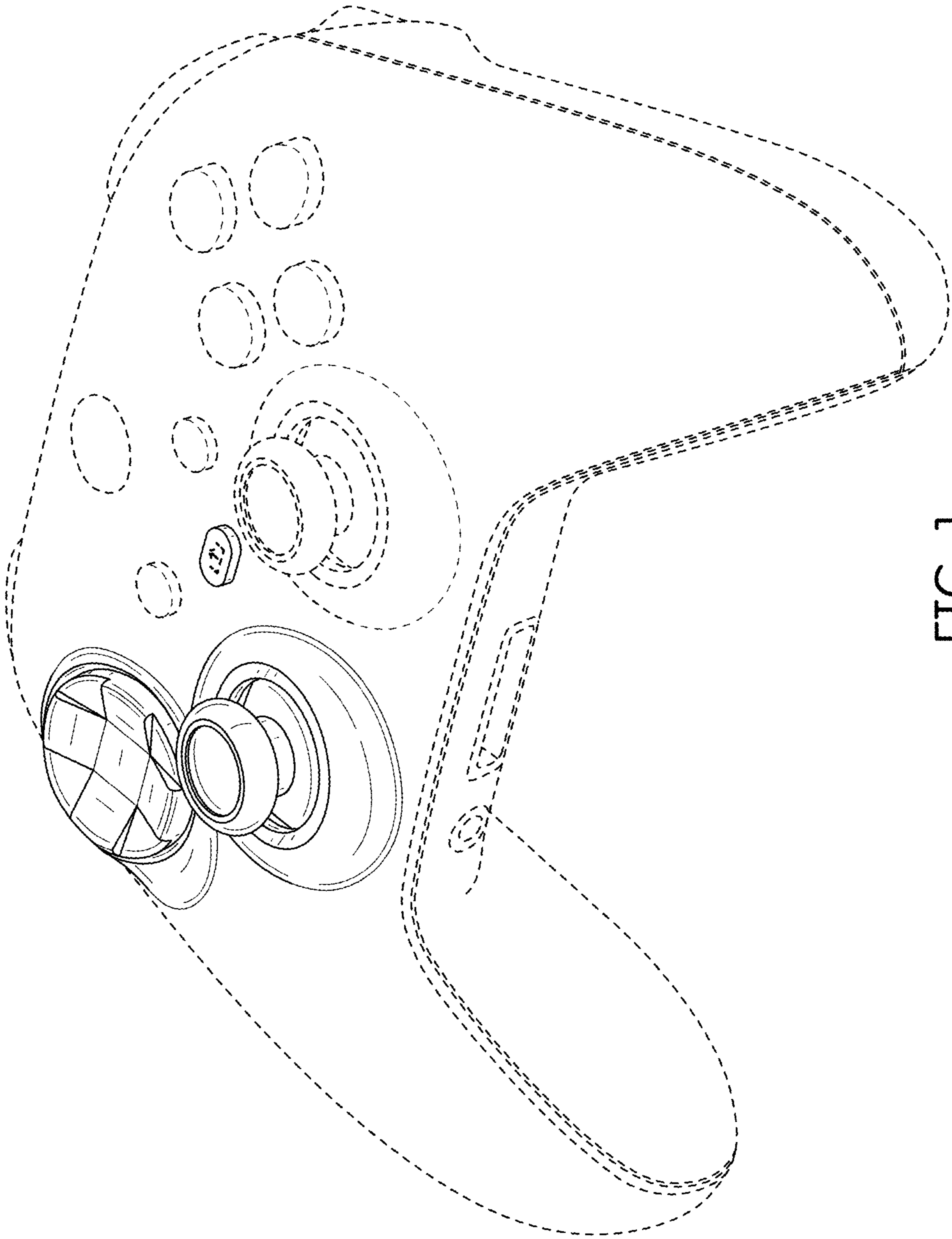


FIG. 1

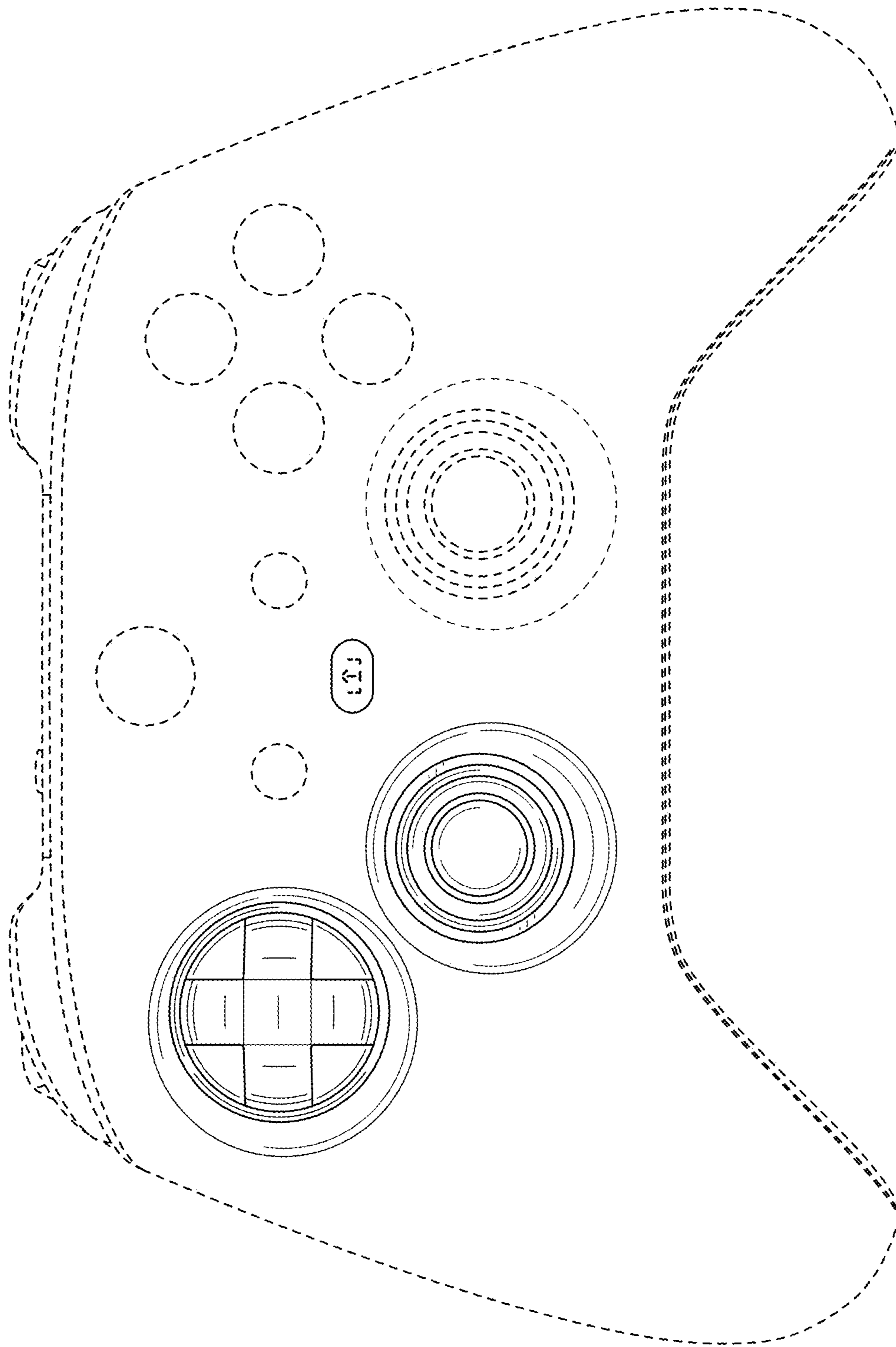


FIG. 2

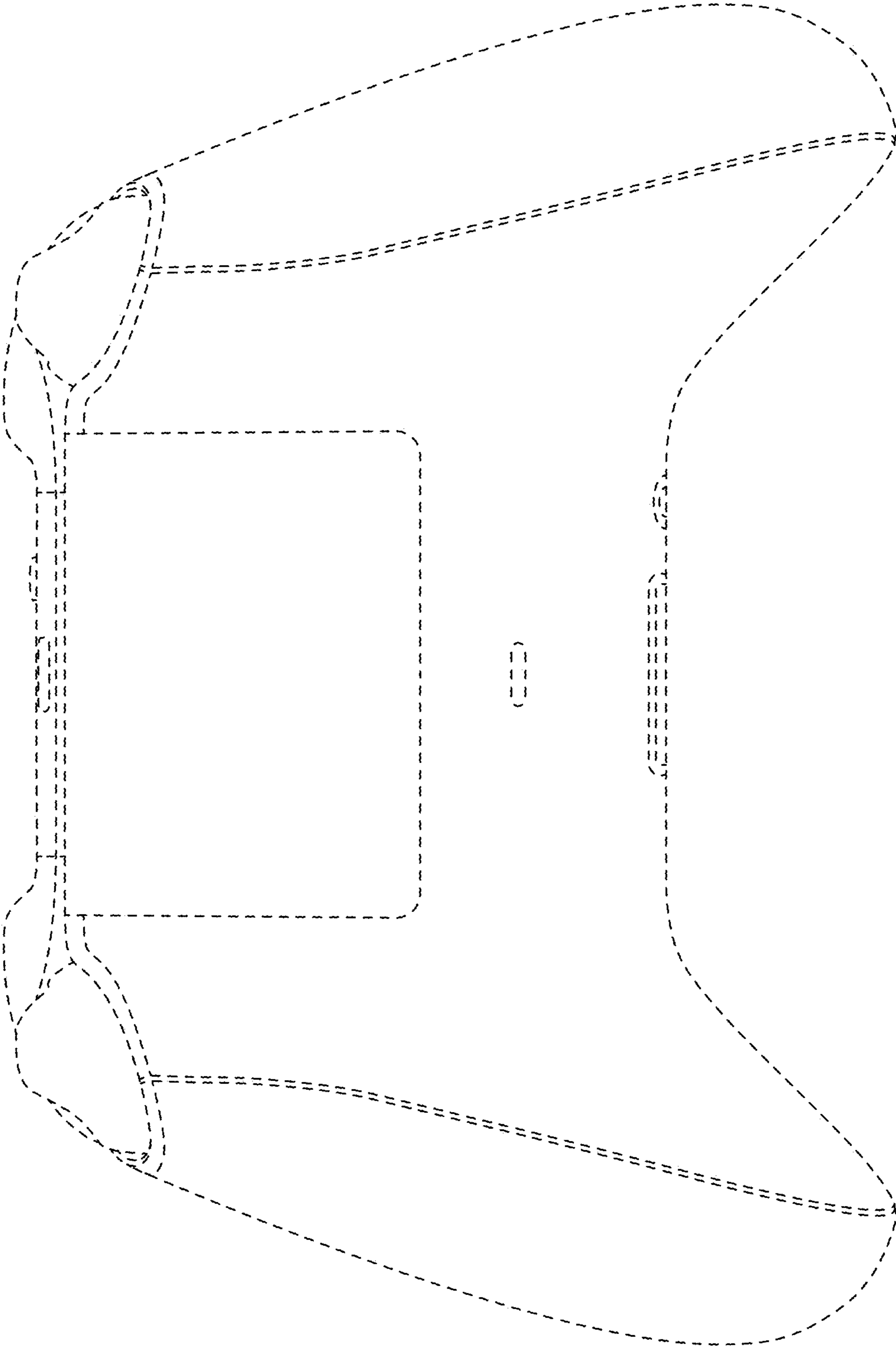


FIG. 3

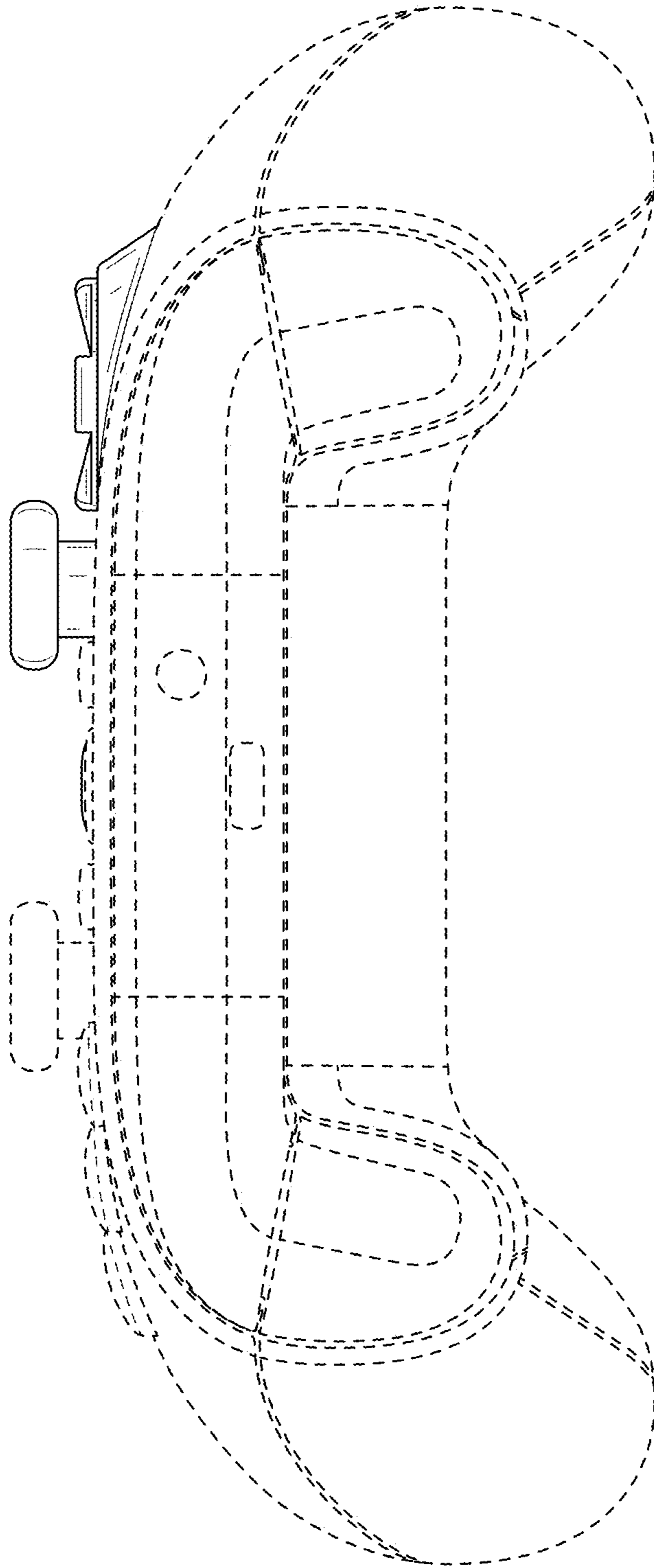


FIG. 4



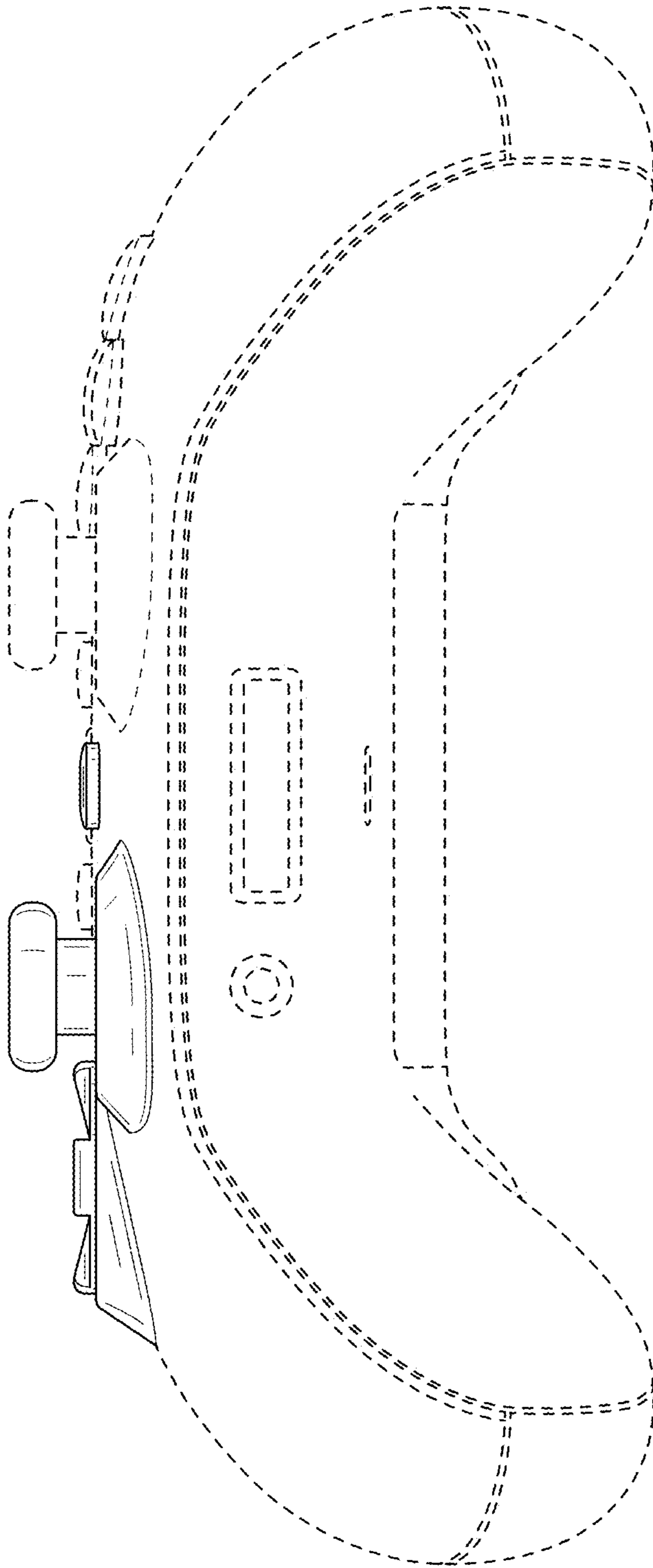


FIG. 5

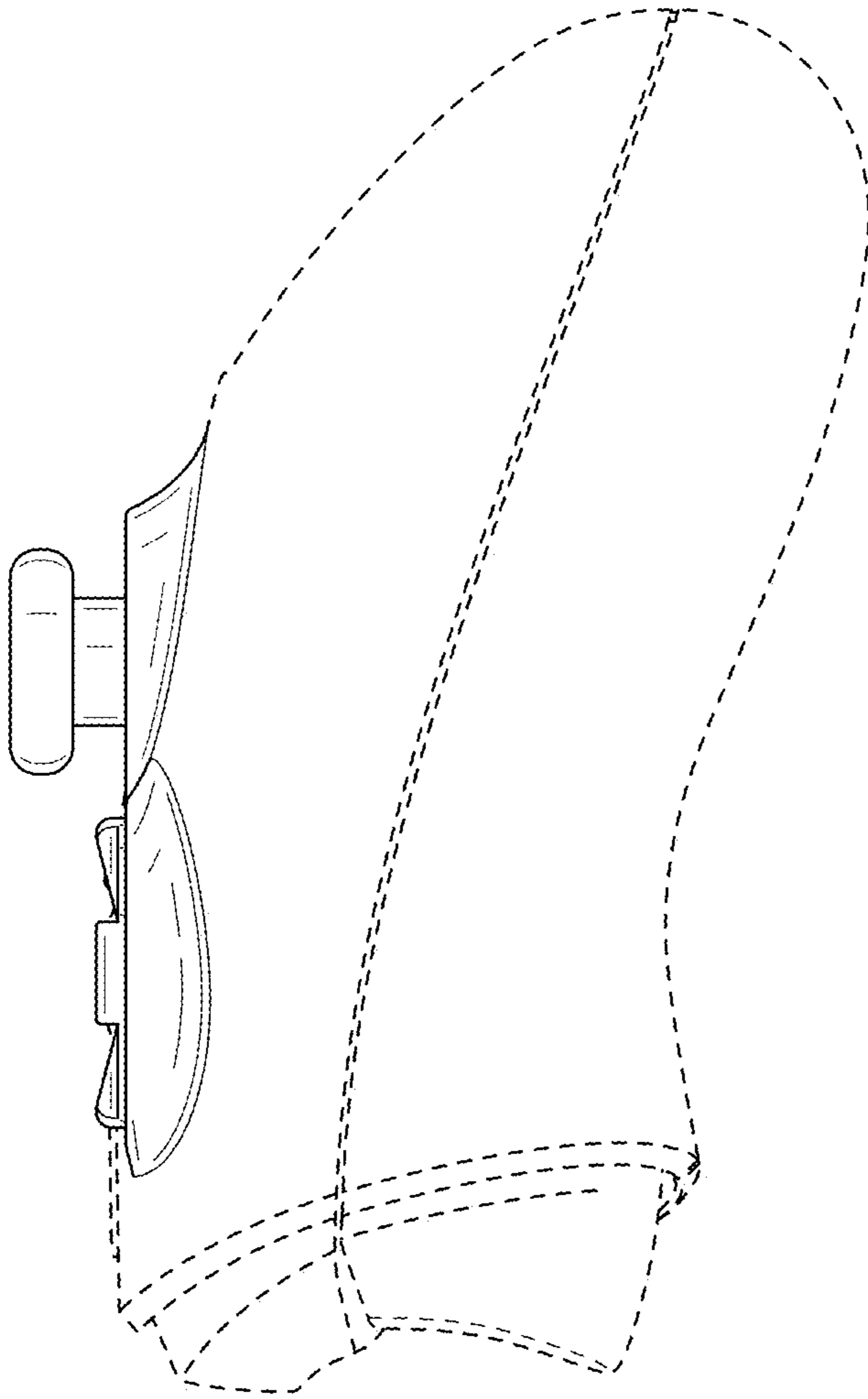


FIG. 6

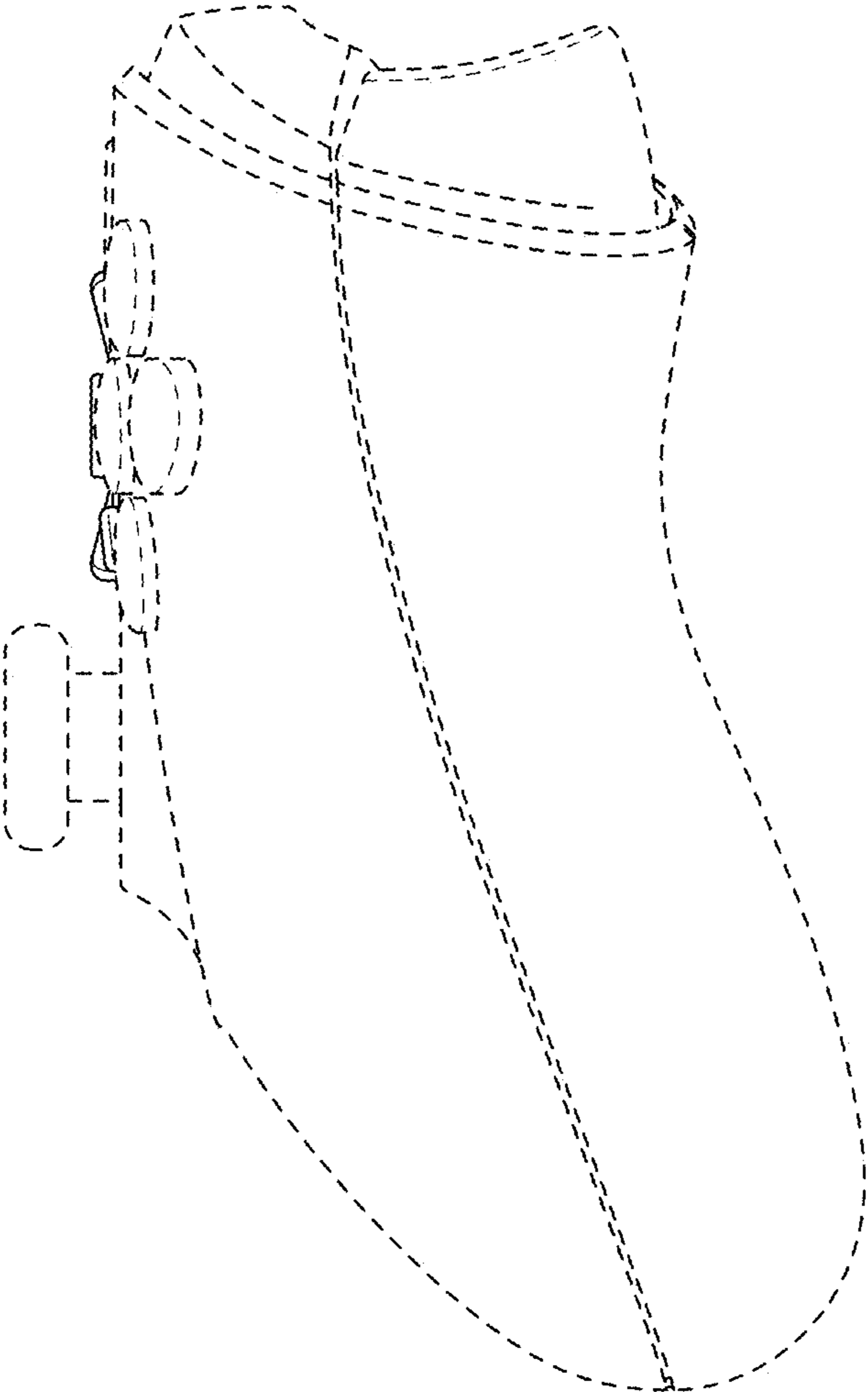


FIG. 7