



US00D909483S

(12) **United States Design Patent**  
**Whitaker et al.**

(10) **Patent No.:** **US D909,483 S**

(45) **Date of Patent:** **\*\* Feb. 2, 2021**

(54) **CONTROLLER**

(71) Applicant: **Microsoft Corporation**, Redmond, WA (US)

(72) Inventors: **Ryan Eugene Whitaker**, Seattle, WA (US); **Christopher H. Kujawski**, Bellevue, WA (US); **Nicolas A. Denhez**, Seattle, WA (US); **Erika Kelter**, Seattle, WA (US); **Carl J. Ledbetter**, Mercer Island, WA (US)

(73) Assignee: **Microsoft Corporation**, Redmond, WA (US)

(\*\*) Term: **15 Years**

(21) Appl. No.: **29/716,445**

(22) Filed: **Dec. 10, 2019**

(51) **LOC (13) Cl.** ..... **21-01**

(52) **U.S. Cl.**  
USPC ..... **D21/333; D14/401**

(58) **Field of Classification Search**  
USPC ..... D14/218, 400-401, 417, 454-457;  
D21/333

CPC ..... A63F 13/22; A63F 13/24; A63F 13/40;  
A63F 13/42; A63F 13/98; G06F 3/0338

See application file for complete search history.

(56) **References Cited**

**U.S. PATENT DOCUMENTS**

D658,178 S *	4/2012	Ikeda	.....	D21/333
D658,179 S *	4/2012	Ikeda	.....	D21/333
D659,140 S *	5/2012	Ikeda	.....	D21/333
D709,499 S	7/2014	Morris et al.		
D709,882 S	7/2014	Morris et al.		
D765,788 S	9/2016	Kujawski et al.		
D766,374 S	9/2016	Kujawski et al.		
D767,684 S	9/2016	Kujawski et al.		
D772,987 S	11/2016	Kujawski et al.		

D772,988 S	11/2016	Kujawski et al.		
D774,596 S	12/2016	Kujawski et al.		
D778,990 S	2/2017	Kujawski et al.		
D784,989 S	4/2017	Kujawski et al.		
D786,251 S	5/2017	Chatterjee et al.		
D788,853 S	6/2017	Chatterjee et al.		
D794,025 S	8/2017	Kujawski et al.		
D799,599 S	10/2017	Kujawski et al.		
9,908,041 B2 *	3/2018	Kujawski	.....	A63F 13/24
10,286,307 B2 *	5/2019	Kujawski	.....	A63F 13/24

**OTHER PUBLICATIONS**

- U.S. Appl. No. 29/716,478, filed Dec. 10, 2019.
- U.S. Appl. No. 29/716,442, filed Dec. 10, 2019.
- U.S. Appl. No. 29/716,472, filed Dec. 10, 2019.
- U.S. Appl. No. 29/716,455, filed Dec. 10, 2019.
- U.S. Appl. No. 29/716,462, filed Dec. 10, 2019.
- U.S. Appl. No. 29/716,465, filed Dec. 10, 2019.

\* cited by examiner

*Primary Examiner* — Sandra L Morris

(74) *Attorney, Agent, or Firm* — Banner & Witcoff, Ltd.

(57) **CLAIM**

The ornamental design for a controller, as shown and described.

**DESCRIPTION**

FIG. 1 is a front perspective view of a controller showing our new design;

FIG. 2 is a front view thereof;

FIG. 3 is a rear view thereof;

FIG. 4 is a top view thereof;

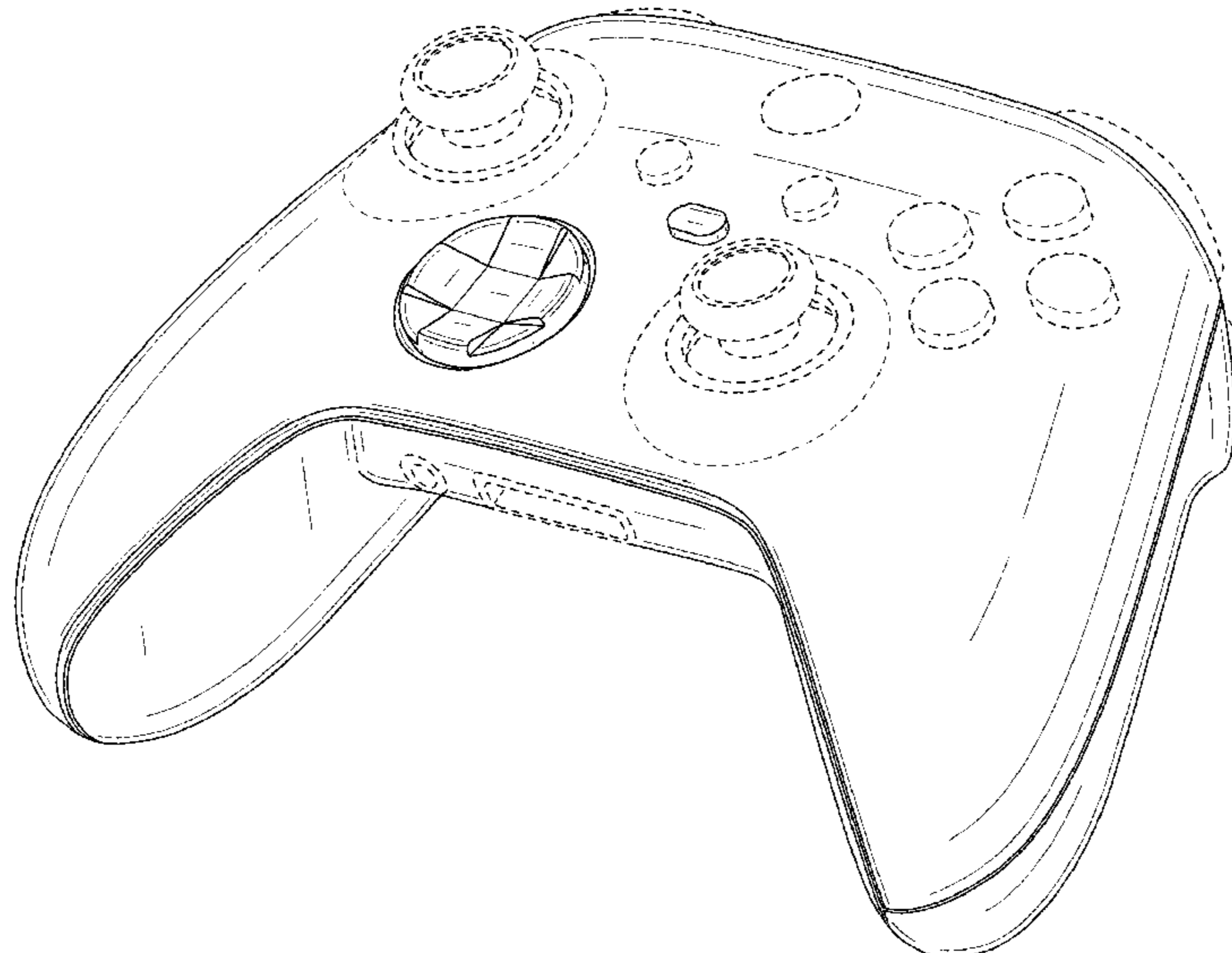
FIG. 5 is a bottom view thereof;

FIG. 6 is a left side thereof; and,

FIG. 7 is a right side view thereof.

The broken lines depicting the remainder of the controller in FIGS. 1-7 show features that form no part of the claimed design.

**1 Claim, 7 Drawing Sheets**



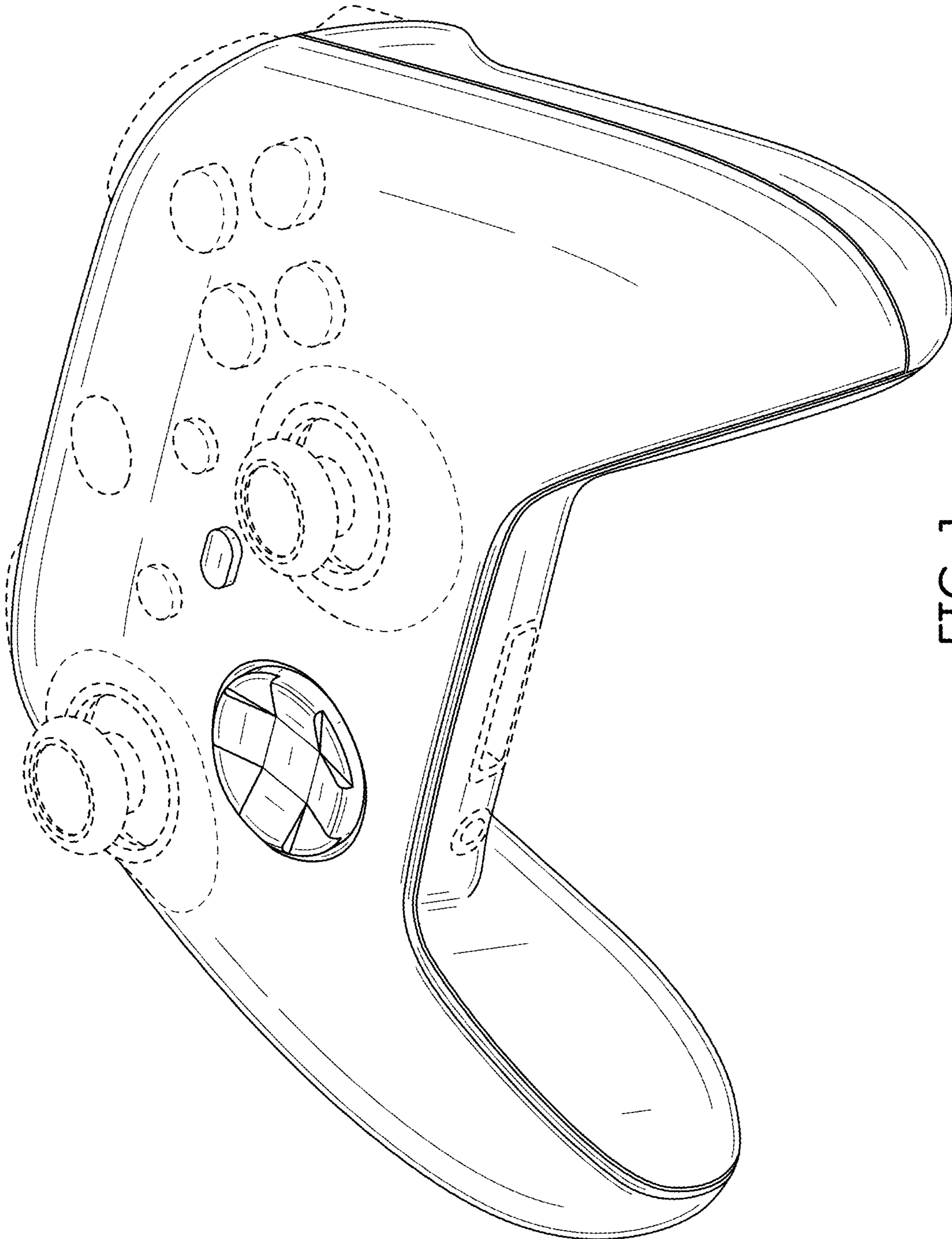


FIG. 1

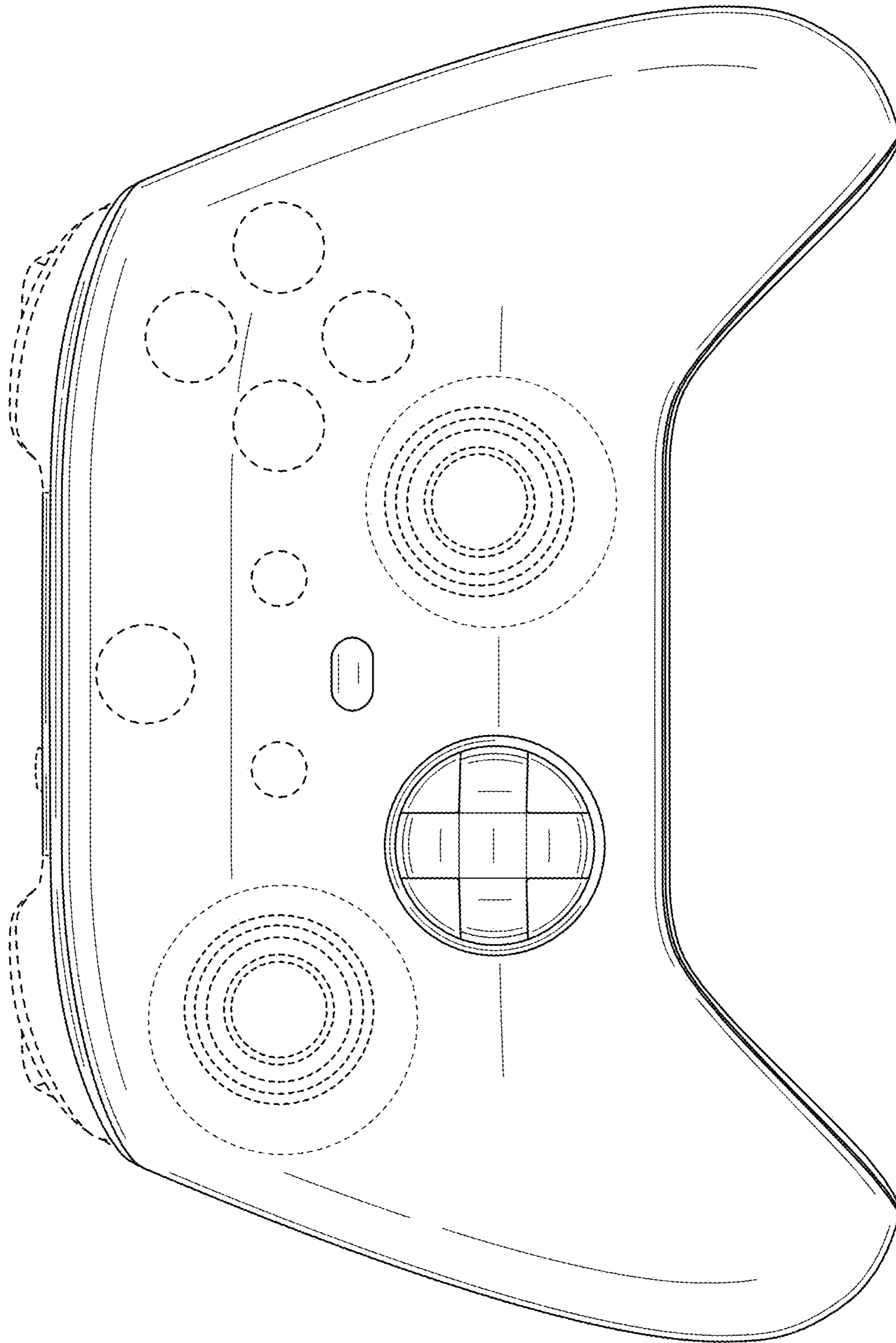


FIG. 2



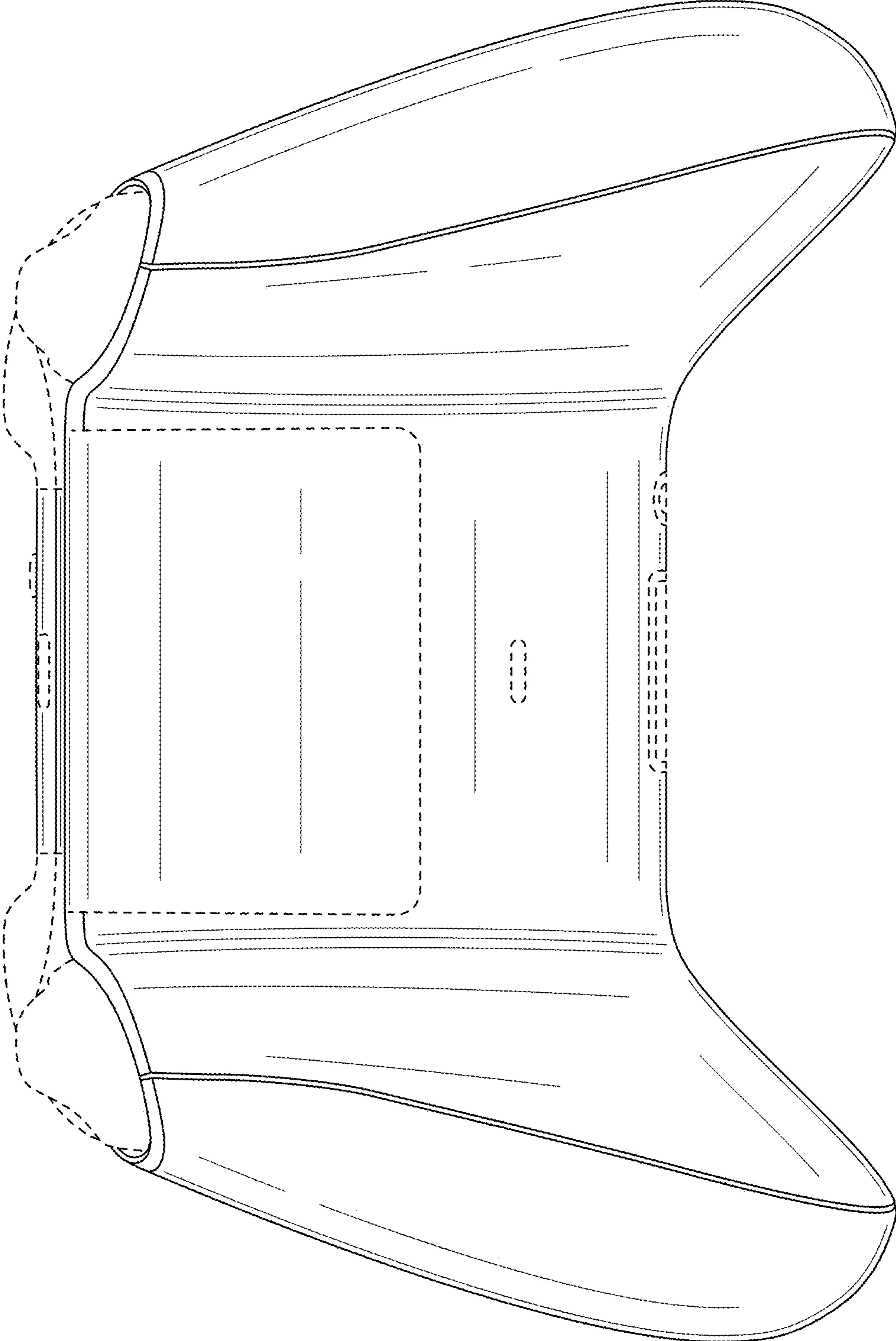


FIG. 3

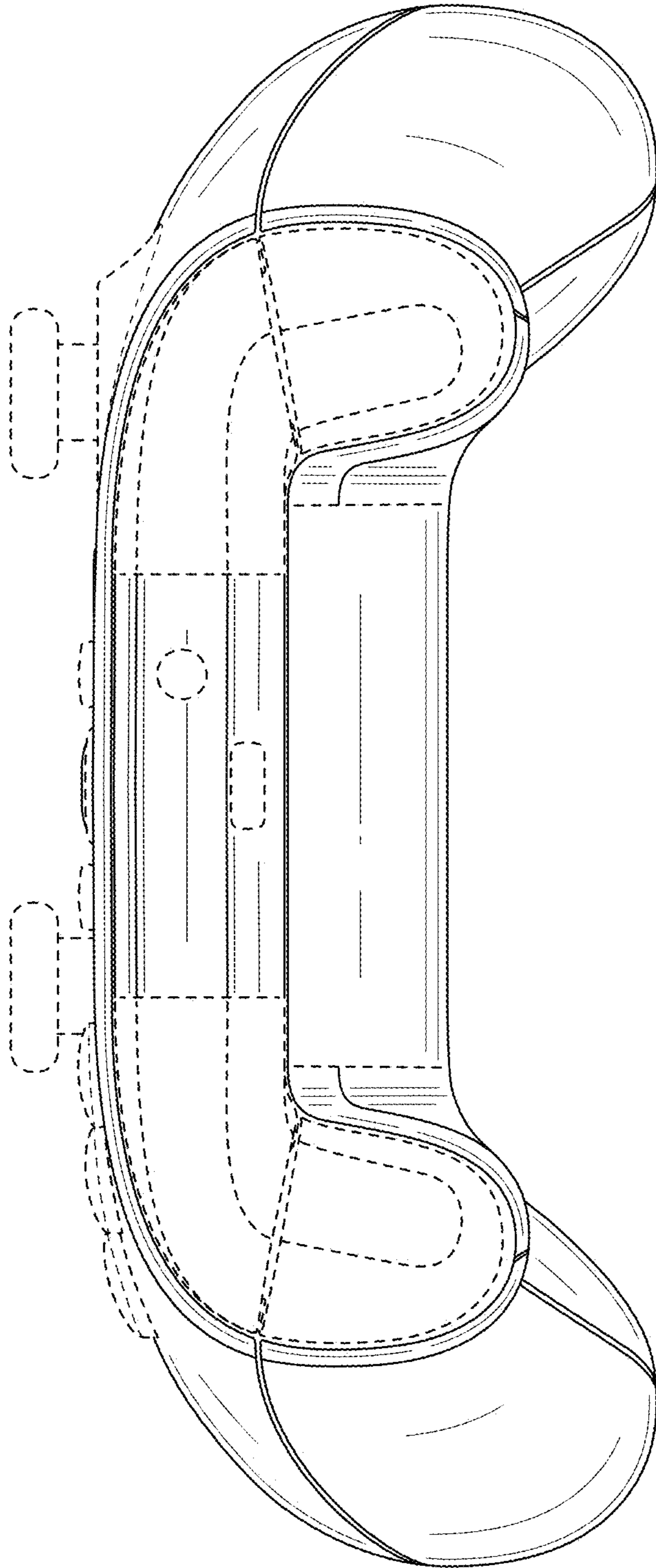


FIG. 4

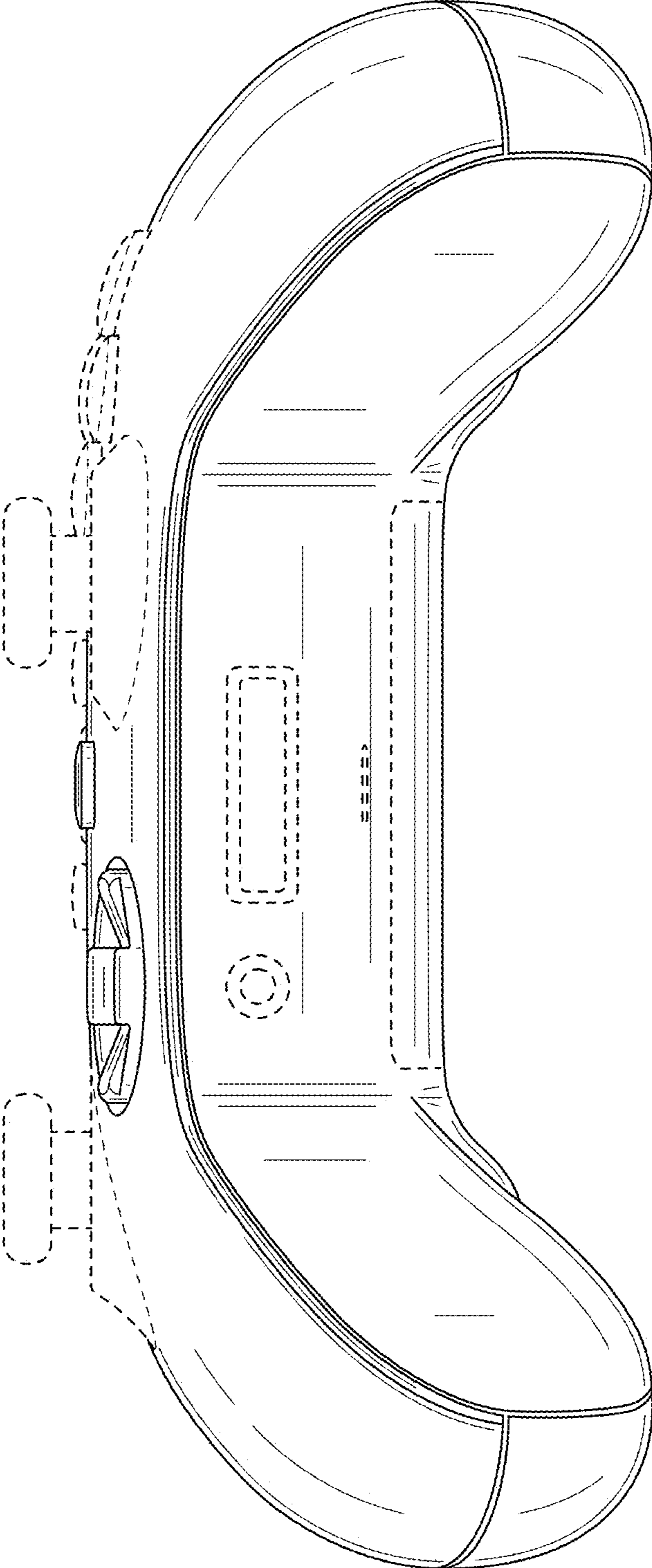


FIG. 5

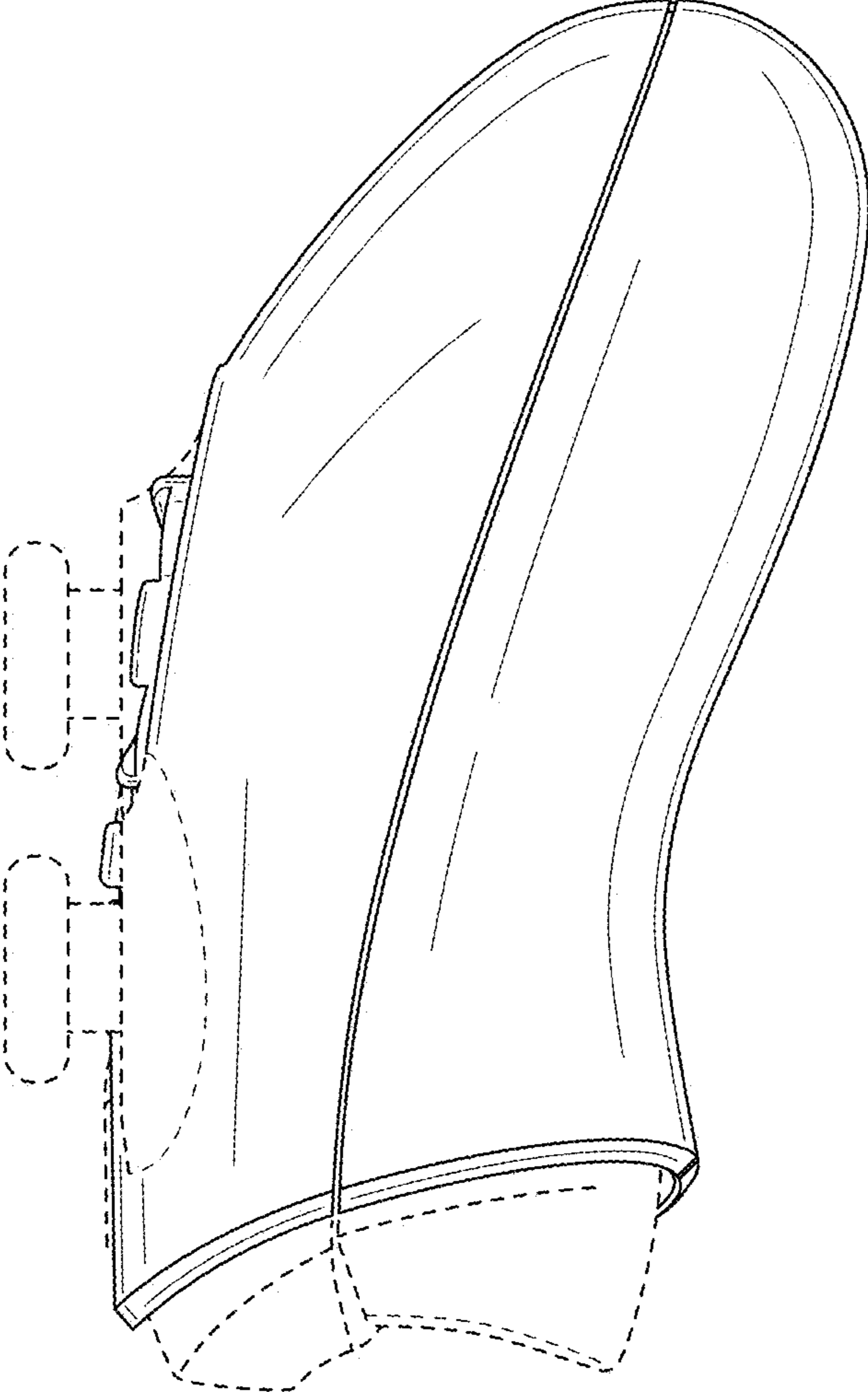


FIG. 6

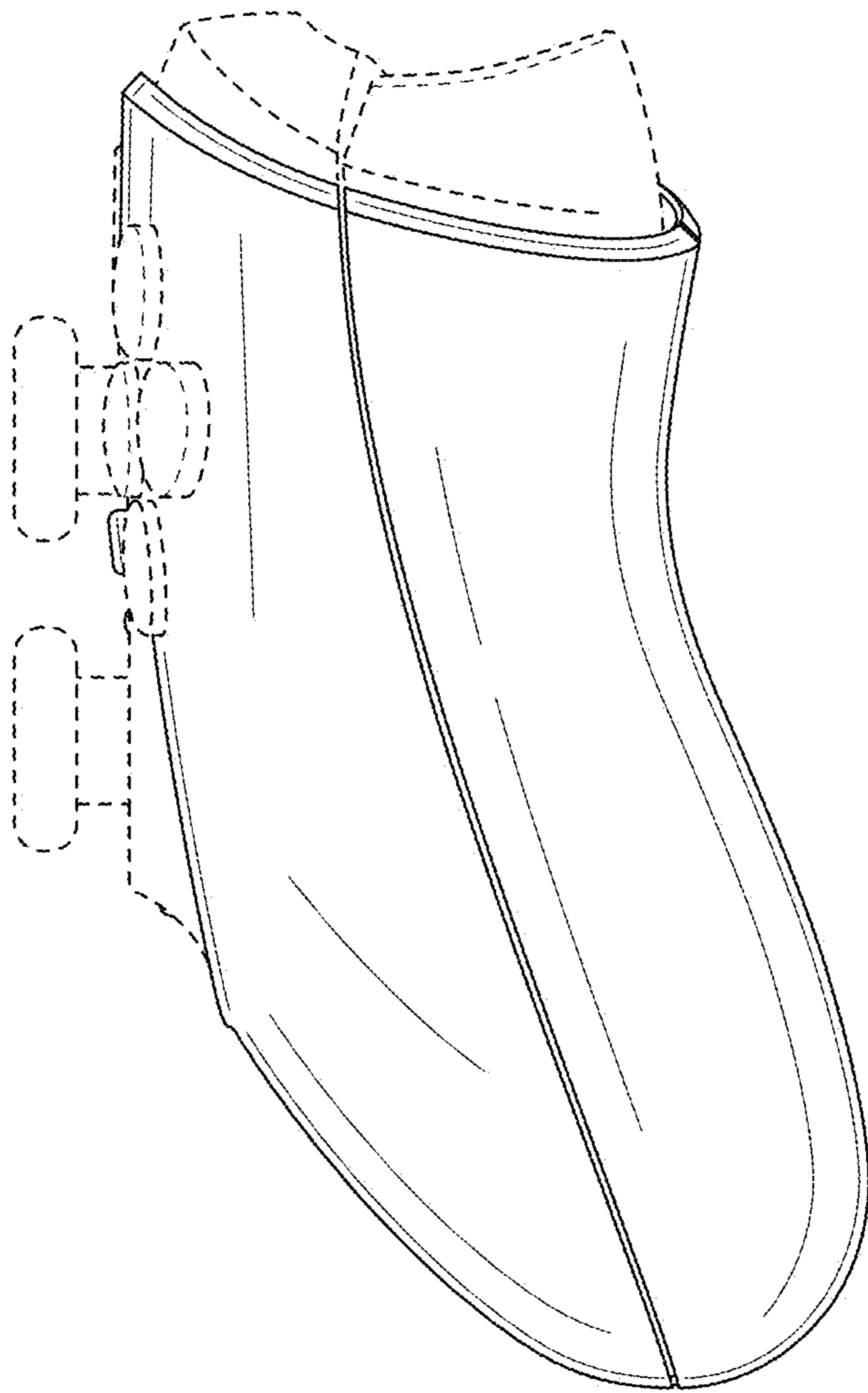


FIG. 7