



US00D909447S

(12) **United States Design Patent** (10) **Patent No.:** **US D909,447 S**
Lin (45) **Date of Patent:** **** Feb. 2, 2021**

(54) **DIGITAL CAMERA**
(71) Applicant: **Shenzhen city Aobaisen Electronic Technology Co., Ltd., Shenzhen (CN)**
(72) Inventor: **Shaomin Lin, Shenzhen (CN)**
(**) Term: **15 Years**
(21) Appl. No.: **29/717,141**
(22) Filed: **Dec. 16, 2019**
(51) **LOC (13) Cl.** **16-01**
(52) **U.S. Cl.**
USPC **D16/202; D16/206**
(58) **Field of Classification Search**
USPC D16/200, 202-206, 208, 211, 214, 218,
D16/219, 237, 242, 244; D14/130, 132,
D14/144; 348/164, 347, 373-376;
396/535, 539-541
CPC G03B 15/03; G03B 17/02; G03B 17/04;
G03B 17/56; G03B 19/04; H04N 5/2251;
H04N 5/2252; H04N 5/2253; H04N
5/2254; H04N 2101/00
See application file for complete search history.

D835,698 S * 12/2018 Darty D16/206
D836,699 S * 12/2018 Kim D16/206
D879,175 S * 3/2020 Matsumoto D16/202
D888,130 S * 6/2020 Kintner D16/218
D894,992 S * 9/2020 Cui D16/208
D896,871 S * 9/2020 Chang D16/210
D897,399 S * 9/2020 Wang D16/210
D898,099 S * 10/2020 Cui D16/210

* cited by examiner

Primary Examiner — Ramzi S Almatrahi
(74) *Attorney, Agent, or Firm* — HYIP

(57) **CLAIM**

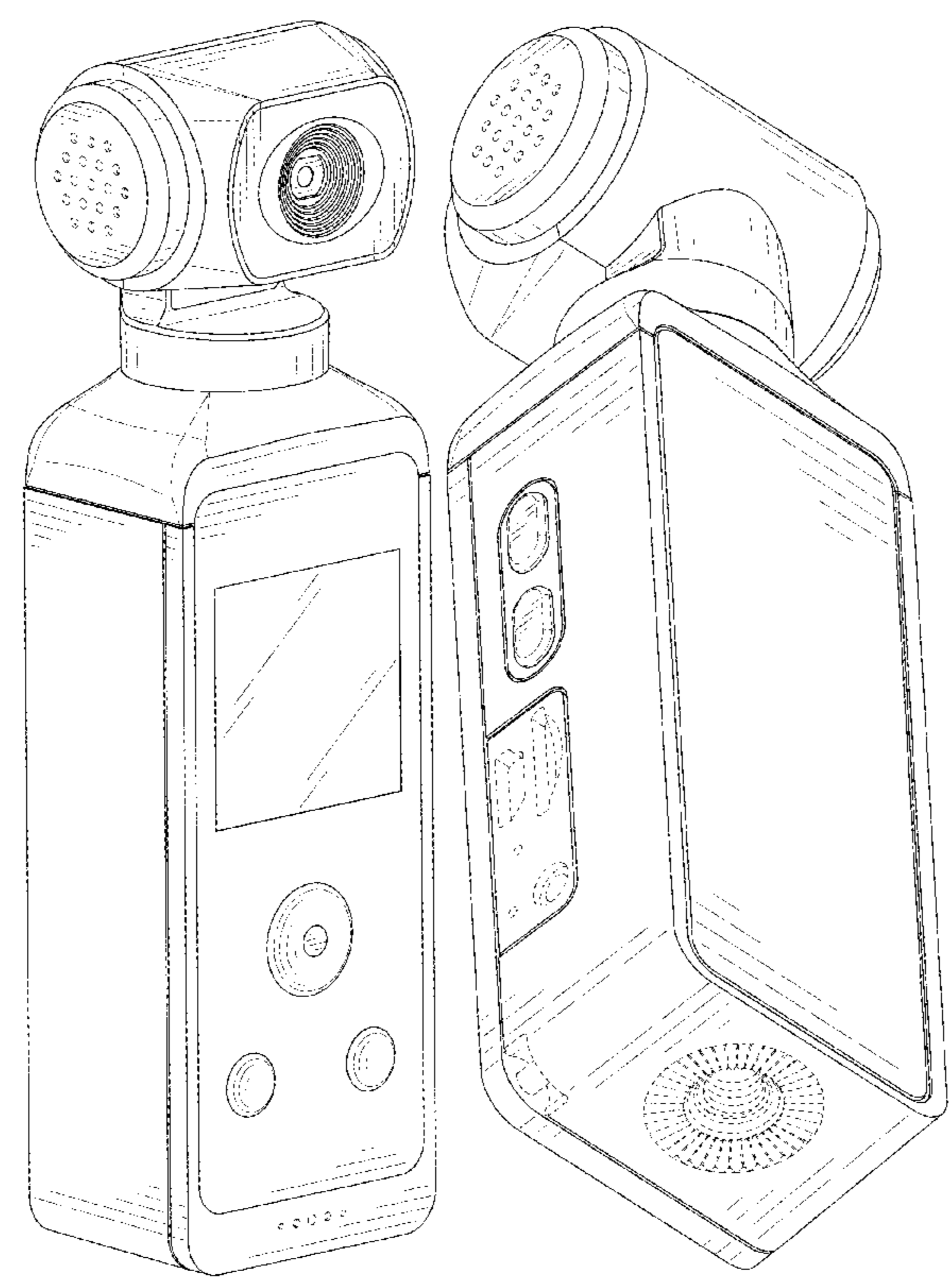
The ornamental design for a digital camera, as shown and described.

DESCRIPTION

FIG. 1 is a top, front and left side perspective view of a digital camera showing my new design;
FIG. 2 is a bottom, back and right side perspective view thereof;
FIG. 3 is a front view thereof;
FIG. 4 is a back view thereof;
FIG. 5 is a left side view thereof;
FIG. 6 is a right side view thereof;
FIG. 7 is a top plan view thereof; and,
FIG. 8 is a bottom plan view thereof.
The broken lines shown in the drawings depict portions of the digital camera in which the design is embodied that form no part of the claimed design.

1 Claim, 8 Drawing Sheets

(56) **References Cited**
U.S. PATENT DOCUMENTS
D614,683 S * 4/2010 Oikawa D16/206
D732,594 S * 6/2015 Kawa D16/202
D795,946 S * 8/2017 Kim D16/206
D814,545 S * 4/2018 Kim D16/206
D815,180 S * 4/2018 Kim D16/206



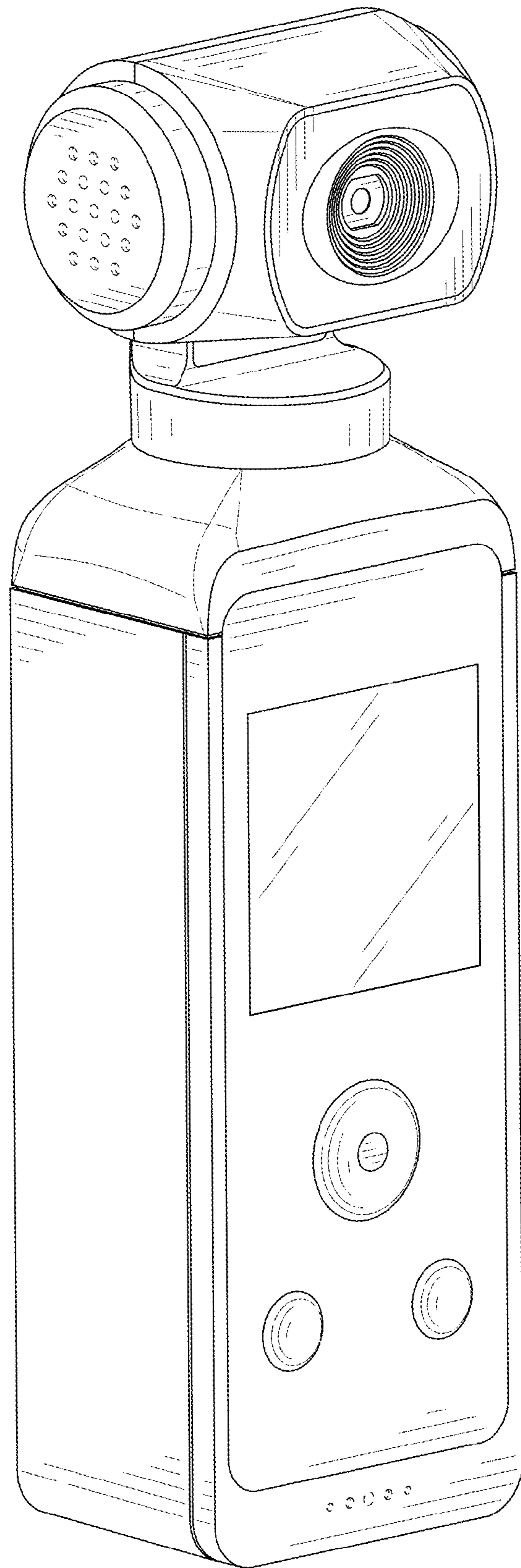


FIG. 1




FIG. 2

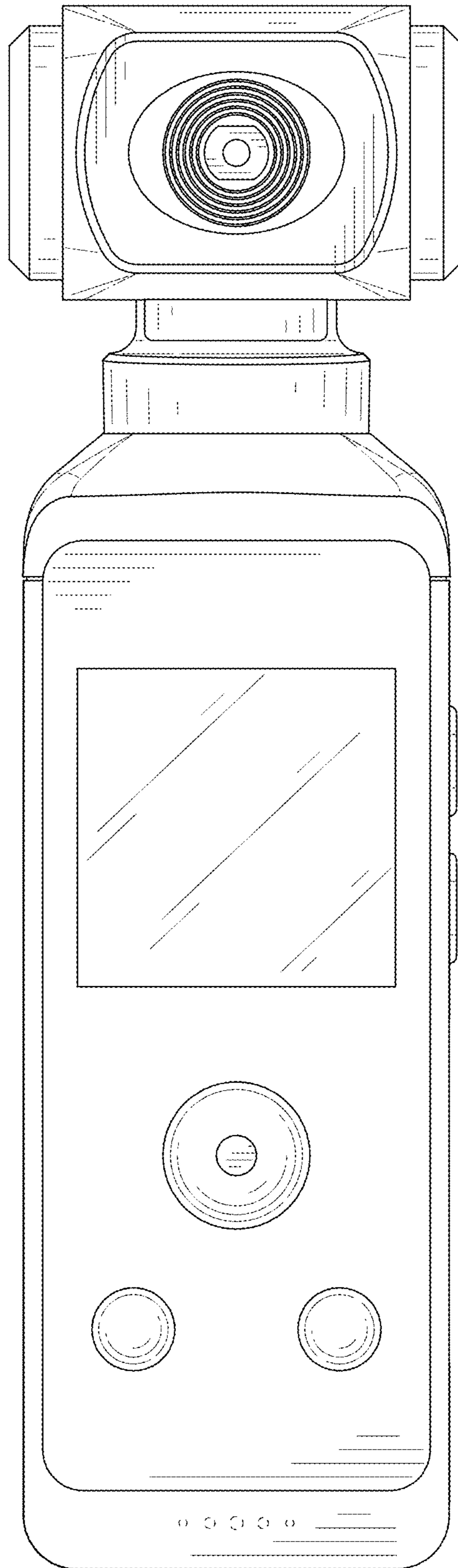


FIG. 3

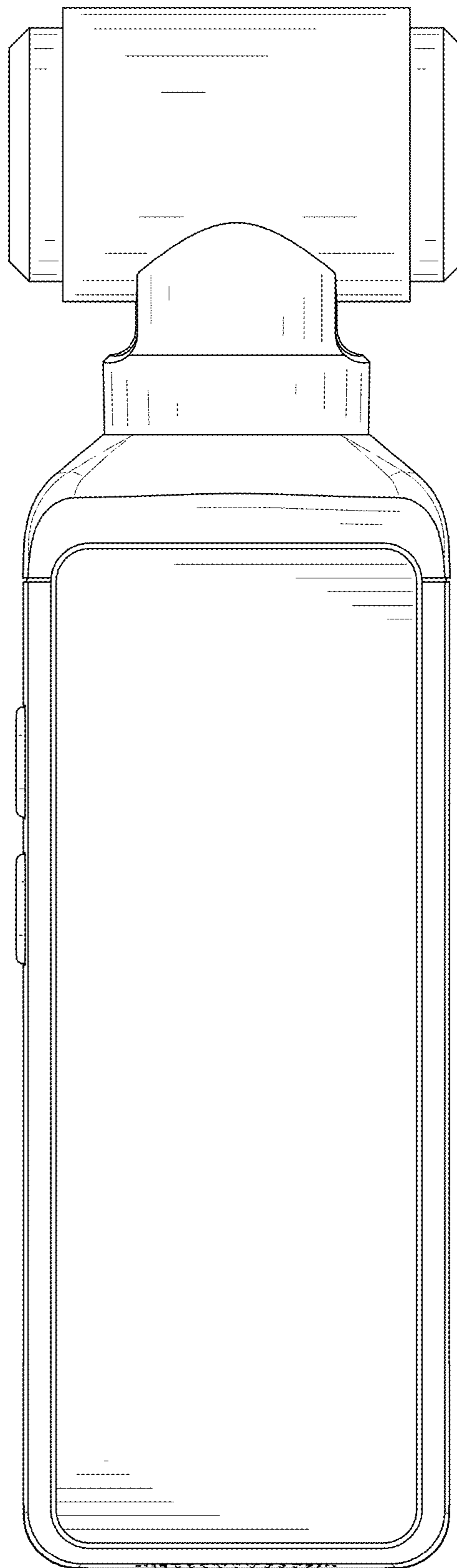


FIG. 4




FIG. 5

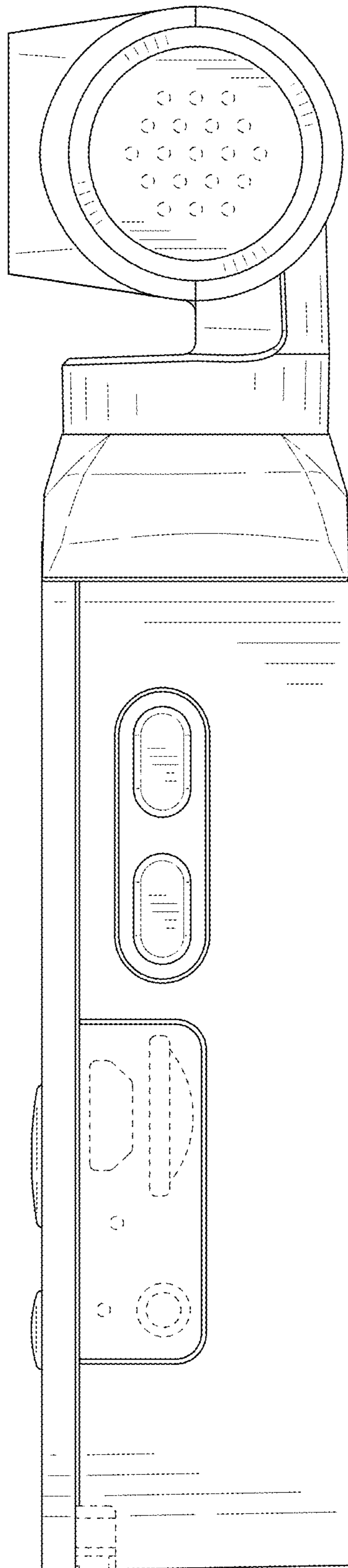


FIG. 6

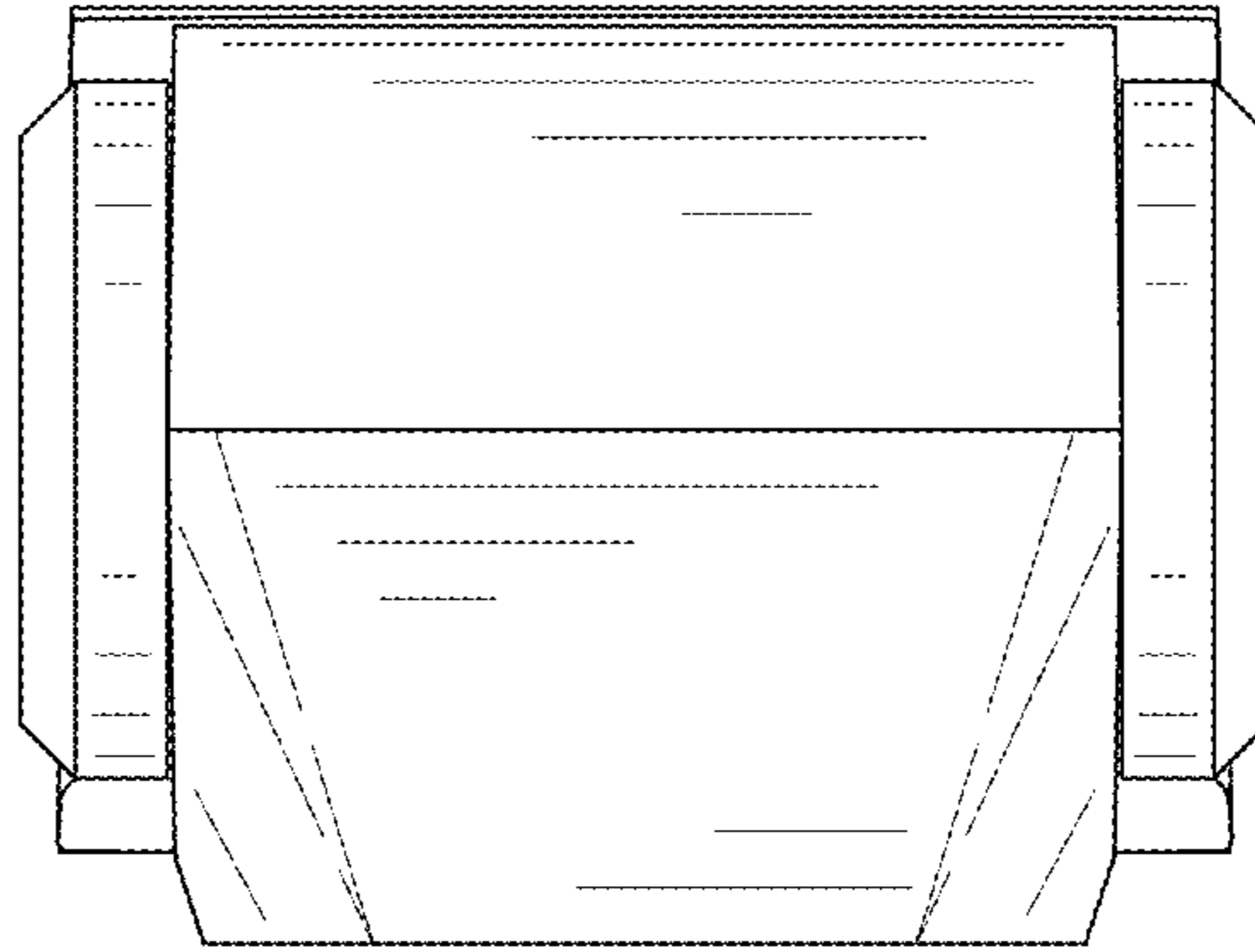


FIG. 7

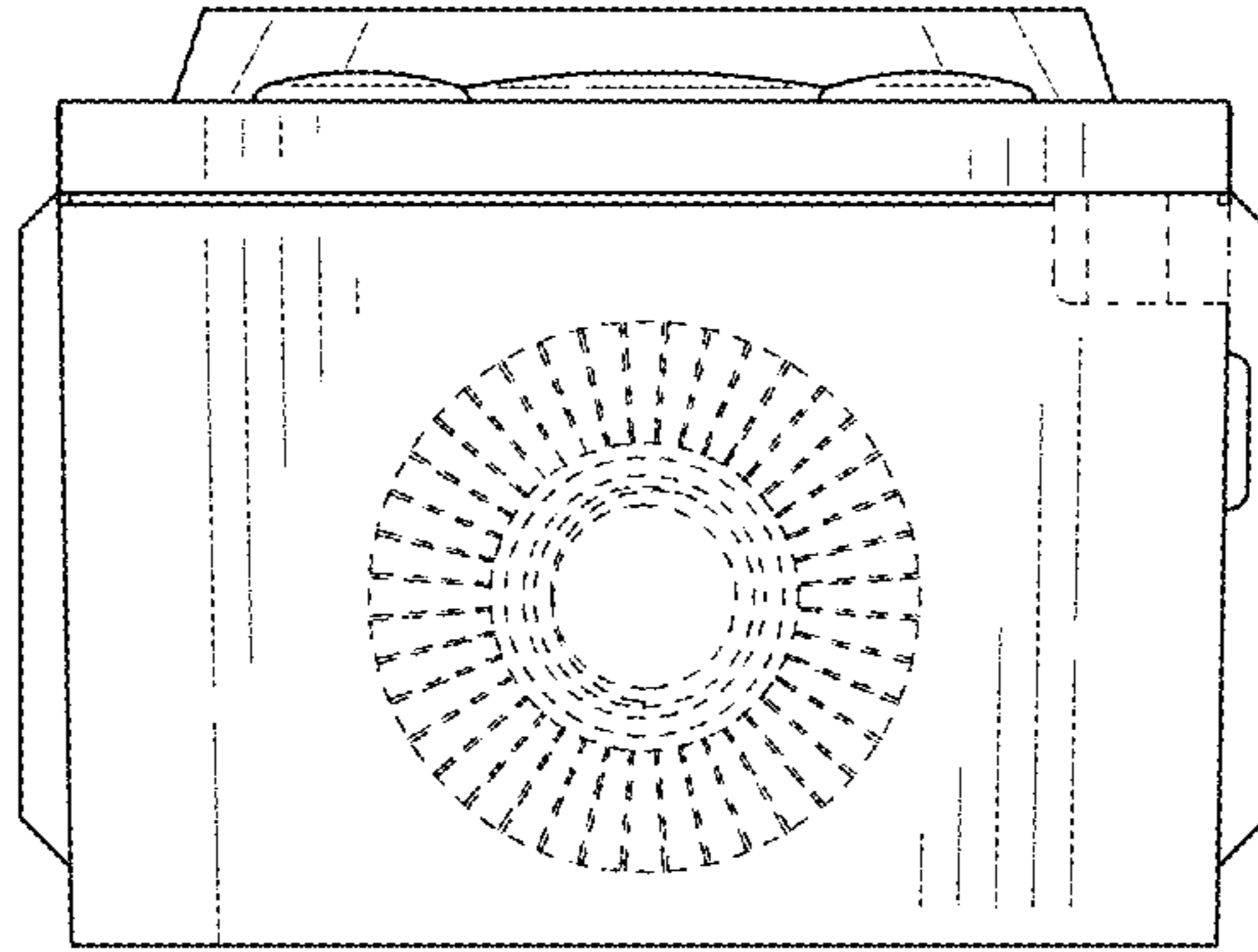


FIG. 8