



US00D909425S

(12) **United States Design Patent** (10) **Patent No.:** **US D909,425 S**
Park (45) **Date of Patent:** **** Feb. 2, 2021**

(54) **HOOD FOR TRACTOR**
(71) Applicant: **LS MTRON LTD.**, Anyang-si (KR)
(72) Inventor: **Sung Hee Park**, Anyang-si (KR)
(73) Assignee: **LS MTRON LTD.**, Anyang-si (KR)
(**) Term: **15 Years**
(21) Appl. No.: **29/711,451**
(22) Filed: **Oct. 31, 2019**
(51) **LOC (13) Cl.** **15-03**
(52) **U.S. Cl.**
USPC **D15/31**
(58) **Field of Classification Search**
USPC D15/10, 11, 13-17, 28, 22-26, 30, 31;
D12/173; 56/13.3, 13.4, 15.8, 15.9,
56/320.1; 180/89.1, 89.12, 900, 69.2,
180/68.1, 69.1
CPC B62D 49/00-085; B62D 25/10; B62D
25/00; B60R 19/52; B60R 21/38
See application file for complete search history.

D676,466 S * 2/2013 Ewringmann D15/31
D706,841 S * 6/2014 Shimomura D15/31
D707,729 S * 6/2014 Jackson D15/31
D707,730 S * 6/2014 Jackson D15/31
D714,838 S * 10/2014 Shimomura D15/31
D716,348 S * 10/2014 Ryan D15/31
D716,846 S * 11/2014 Carter D15/31
D733,767 S * 7/2015 Kushita D15/31
D753,194 S * 4/2016 Jackson D15/31
D765,740 S * 9/2016 Jackson D15/31
D766,340 S * 9/2016 Jackson D15/31
D766,341 S * 9/2016 Jacobsthal D15/31
D768,210 S * 10/2016 Jacobsthal D15/31
D777,219 S * 1/2017 Hanke D15/31
D777,220 S * 1/2017 Powell D15/31
D778,963 S * 2/2017 Yang D15/31
D785,681 S * 5/2017 Okuyama D15/31
D804,539 S * 12/2017 Okuyama D15/31
D837,837 S * 1/2019 Park D15/31
D892,869 S * 8/2020 Volpato D15/31
D896,853 S * 9/2020 Park D15/31

* cited by examiner

Primary Examiner — Mark A Goodwin
(74) *Attorney, Agent, or Firm* — K&L Gates LLP

(57) **CLAIM**

The ornamental design for an hood for tractor, as shown and described herein.

DESCRIPTION


FIG. 1 is a front right perspective view of a hood for tractor showing the new design;
FIG. 2 is a front view thereof;
FIG. 3 is a rear view thereof based on FIG. 2;
FIG. 4 is a left-side view thereof based on FIG. 2;
FIG. 5 is a right-side view thereof based on FIG. 2;
FIG. 6 is a top view thereof based on FIG. 2; and,
FIG. 7 is a bottom view thereof based on FIG. 2.

1 Claim, 7 Drawing Sheets


(56) **References Cited**

U.S. PATENT DOCUMENTS

D521,532 S * 5/2006 Higashikawa D15/31
D533,882 S * 12/2006 Higashikawa D15/31
D591,777 S * 5/2009 Kokitkar D15/31
D620,503 S * 7/2010 Krogh D15/31
D620,955 S * 8/2010 Krogh D15/31
D631,489 S * 1/2011 Booth D15/31
D632,312 S * 2/2011 Booth D15/31
D646,305 S * 10/2011 Krogh D15/31
D655,317 S * 3/2012 Hagele D15/31
D655,318 S * 3/2012 Hagele D15/31
D661,323 S * 6/2012 Krogh D15/31
D668,695 S * 10/2012 Ringer D15/31
D675,233 S * 1/2013 Kushita D15/31




【Fig. 1】




【Fig. 2】



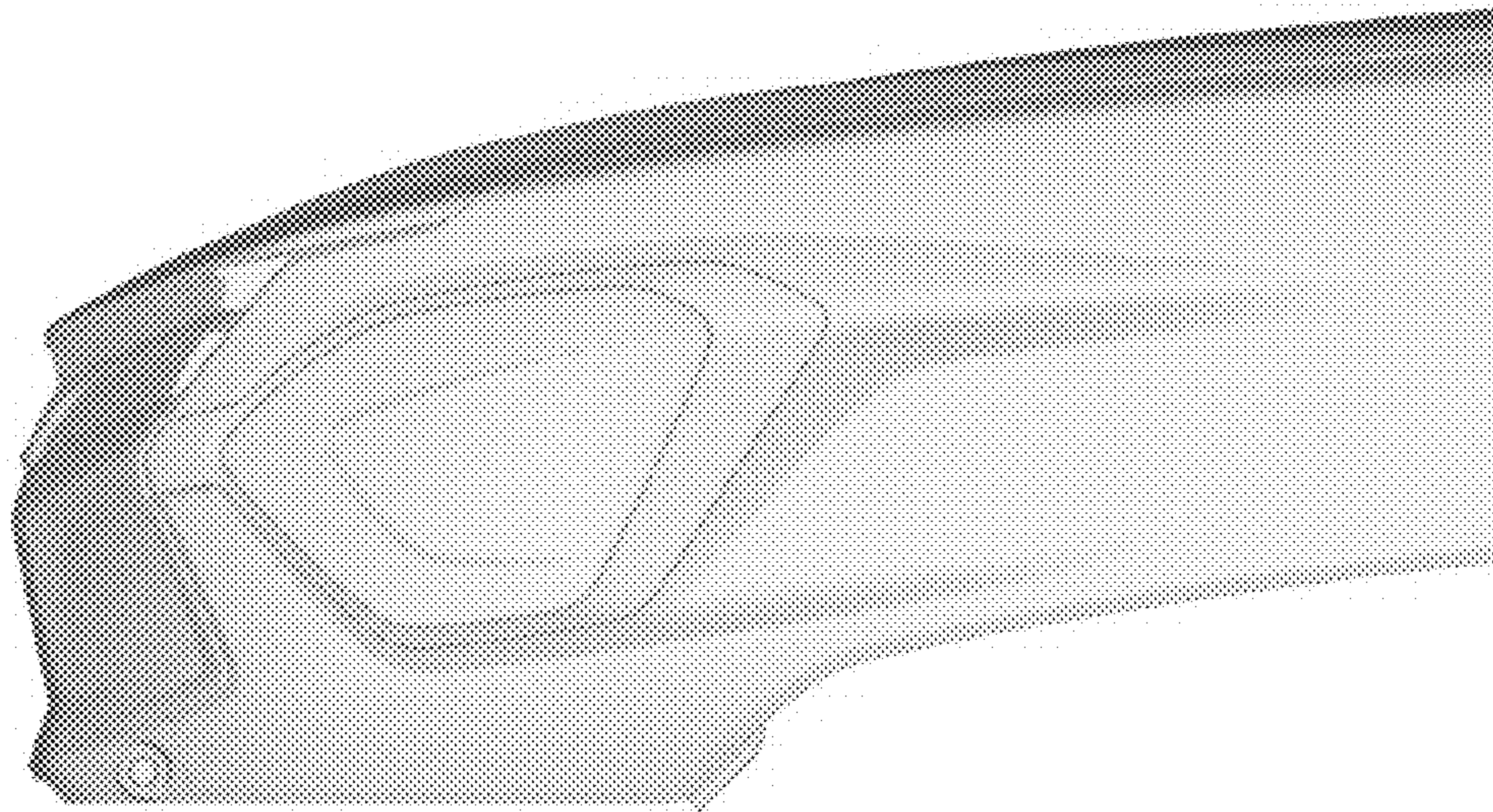
【Fig. 3】



【Fig. 4】



【Fig. 5】



【Fig. 6】



【Fig. 7】

