



US00D909408S

(12) **United States Design Patent** (10) **Patent No.:** **US D909,408 S**
Lee et al. (45) **Date of Patent:** **** Feb. 2, 2021**

(54) **DISPLAY SCREEN OR PORTION THEREOF WITH GRAPHICAL USER INTERFACE**

(71) Applicant: **Samsung Electronics Co., Ltd.**, Suwon-si (KR)

(72) Inventors: **Hyemi Lee**, Seoul (KR); **Jinseon Chang**, Suwon-si (KR); **Heekyung Jeon**, Seoul (KR); **Jeewon Lee**, Seoul (KR); **Hyunyeul Lee**, Seoul (KR)

(73) Assignee: **SAMSUNG ELECTRONICS CO., LTD.**, Suwon-si (KR)

(**) Term: **15 Years**

(21) Appl. No.: **29/688,824**

(22) Filed: **Apr. 24, 2019**

(30) **Foreign Application Priority Data**

Nov. 1, 2018 (KR) 30-2018-0050338

(51) **LOC (13) Cl.** **14-04**

(52) **U.S. Cl.**
USPC **D14/489**

(58) **Field of Classification Search**
USPC D14/485-495
CPC G06F 3/048; G06F 3/0481; G06F 3/04812; G06F 3/04815; G06F 3/04817; G06F 3/0482; G06F 3/0483; G06F 3/0484; G06F 3/044; G06F 3/0417
See application file for complete search history.

(56) **References Cited**

U.S. PATENT DOCUMENTS

D628,584 S * 12/2010 Umezawa D14/489
D762,717 S * 8/2016 Kim D14/489
D781,913 S * 3/2017 Vinmani D14/490
D806,118 S * 12/2017 Durrant D14/489
D818,491 S * 5/2018 Timmer D14/489

D831,068 S * 10/2018 Khandelwal D14/489
D838,742 S * 1/2019 Clapper D14/489
D845,994 S * 4/2019 Akagawa D14/489
D847,172 S * 4/2019 Nishiura D14/486
D857,058 S * 8/2019 Clediere D14/489
D858,570 S * 9/2019 Palacio D14/489
D873,285 S * 1/2020 Pazmino D14/486
D875,121 S * 2/2020 Ji D14/486
D875,742 S * 2/2020 Kang D14/485

* cited by examiner

Primary Examiner — Melanie H Tung

Assistant Examiner — Bao-Yen T Nguyen

(74) *Attorney, Agent, or Firm* — McAndrews Held & Malloy, Ltd.

(57) **CLAIM**

The ornamental design for a display screen or portion thereof with graphical user interface, as shown and described.

DESCRIPTION

The patent file contains at least one drawing executed in color. Copies of this patent with color drawings will be provided by the Office upon request and payment of the necessary fee.

FIG. 1 is a front view of a first embodiment of a display screen or portion thereof with graphical user interface showing our new design; and,

FIG. 2 is a front view of a second embodiment thereof, shown enlarged and without the display screen for clarity of illustration.

The outer perimeter shown in evenly-spaced broken lines in FIG. 1 illustrates a display screen or portion thereof and forms no part of the claimed design. The remaining evenly-spaced broken lines in FIG. 1 illustrate portions of the graphical user interface that form no part of the claimed design. The dot-dash broken lines in FIG. 1 define boundaries of the claimed design and form no part thereof.

1 Claim, 2 Drawing Sheets
(1 of 2 Drawing Sheet(s) Filed in Color)




FIG. 1




FIG. 2




FIG. 3

