



US00D909398S

(12) **United States Design Patent** (10) **Patent No.:** **US D909,398 S**
Fremine et al. (45) **Date of Patent:** **** Feb. 2, 2021**

(54) **DISPLAY SCREEN OR PORTION THEREOF WITH GRAPHICAL USER INTERFACE**

D790,571 S * 6/2017 Deusing D14/486
D791,166 S * 7/2017 Sandhu D14/487
D797,120 S * 9/2017 Kim D14/485

(Continued)

(71) Applicant: **DISTECH CONTROLS INC.**,
Brossard (CA)

Primary Examiner — Daniel J Domino

(72) Inventors: **Stephane Fremine**, Vernaison (FR);
Leah Padgett, Plantsville, CT (US);
John Hickok, Atlanta, GA (US)

(74) *Attorney, Agent, or Firm* — RatnerPrestia

(73) Assignee: **DISTECH CONTROLS INC.**,
Brossard (CA)

(57) **CLAIM**

The ornamental design for a display screen or portion thereof with graphical user interface, as shown and described.

(**) Term: **15 Years**

DESCRIPTION

(21) Appl. No.: **29/656,413**

The file of this patent contains at least one drawing executed in color. Copies of this patent with color drawing(s) will be provided by the Office upon request and payment of the necessary fee.

(22) Filed: **Jul. 12, 2018**

(51) **LOC (13) Cl.** **14-04**

(52) **U.S. Cl.**

USPC **D14/485**; D14/489

(58) **Field of Classification Search**

USPC D14/485–495

CPC G06F 17/211; G06F 17/212; G06F 3/1251;
G06F 3/0481; G06F 2203/04807

See application file for complete search history.

FIG. 1 is a front view of a display screen or portion thereof with graphical user interface;

FIG. 2 is a second embodiment thereof;

FIG. 3 is a third embodiment thereof;

FIG. 4 is a fourth embodiment thereof;

FIG. 5 is an alternate showing of the first embodiment;

FIG. 6 is a fifth embodiment thereof;

FIG. 7 is an alternate showing of the third embodiment;

FIG. 8 is a sixth embodiment thereof;

FIG. 9 is another alternate showing of the first embodiment;

FIG. 10 is an alternate showing of the second embodiment;

FIG. 11 is another alternate showing of the third embodiment; and,

FIG. 12 is an alternate showing of the fourth embodiment.

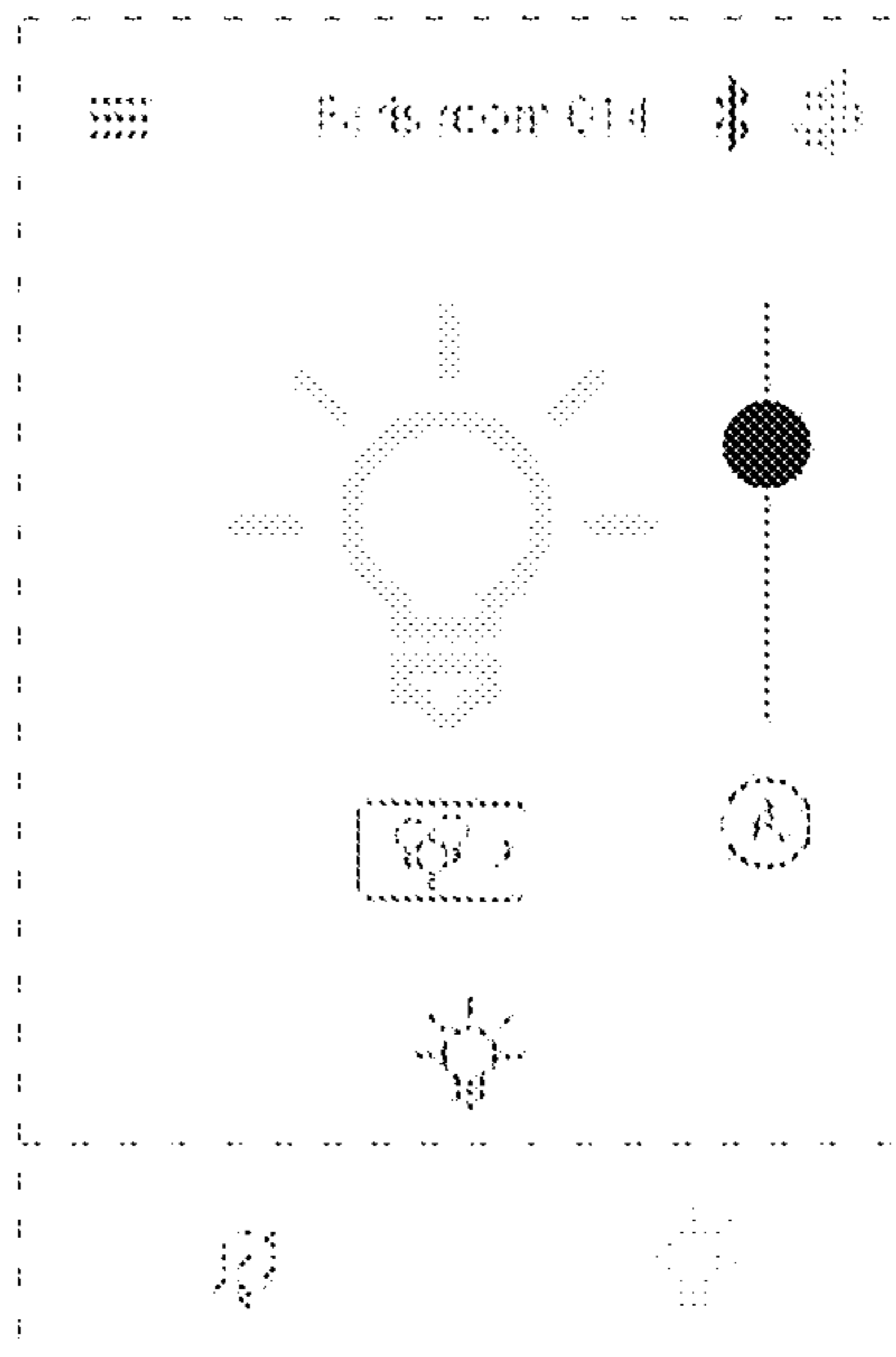
The outer perimeter shown in broken line in the drawings illustrates a display screen or portion thereof and forms no part of the claimed design. The remaining broken lines in the drawings illustrate portions of the graphical user interface that form no part of the claimed design.

(56) **References Cited**

U.S. PATENT DOCUMENTS

D681,660	S	*	5/2013	Matas	D14/486
D732,062	S	*	6/2015	Kwon	D14/487
D733,741	S	*	7/2015	Lee	D14/487
D738,901	S	*	9/2015	Amin	D14/487
D755,827	S	*	5/2016	Anzures	D14/486
D758,445	S	*	6/2016	Chang	D14/493
D768,154	S	*	10/2016	Kim	D14/485
D774,540	S	*	12/2016	Gopalan	D14/487
D780,781	S	*	3/2017	Ding	D14/486
D781,339	S	*	3/2017	Li	D14/487
D783,652	S	*	4/2017	Guan	D14/486
D783,667	S	*	4/2017	Jung	D14/487

1 Claim, 12 Drawing Sheets
(12 of 12 Drawing Sheet(s) Filed in Color)



(56)

References Cited

U.S. PATENT DOCUMENTS

D802,014 S *	11/2017	Dragoi	D14/489
D807,906 S *	1/2018	Dye	D14/486
D809,557 S *	2/2018	Kang	D14/488
D809,560 S *	2/2018	Alfonzo	D14/492
D810,755 S *	2/2018	Josephson	D14/485
D816,116 S *	4/2018	Selassie	D14/493
D826,963 S *	8/2018	Guan	D14/486
D830,409 S *	10/2018	Agarwal	D14/488
D832,870 S *	11/2018	Hu	D14/486
D835,139 S *	12/2018	Li	D14/486
D839,284 S *	1/2019	Pillalamarri	D14/485
D839,880 S *	2/2019	Dudey	D14/485
D841,028 S *	2/2019	Judge	D14/486
D841,660 S *	2/2019	Mercado	D14/485
D849,757 S *	5/2019	Jing	D14/485
D851,119 S *	6/2019	Rickes	D14/486
D851,678 S *	6/2019	Clymer	D14/492
D852,815 S *	7/2019	Gavenman	D14/485
D857,039 S *	8/2019	Schwarzer	D14/486
D874,492 S *	2/2020	Henderson	D14/486
D875,741 S *	2/2020	Rivers	D14/485
D877,176 S *	3/2020	Pazmino	D14/486
D877,774 S *	3/2020	Baluja	D14/490

* cited by examiner




FIG. 1

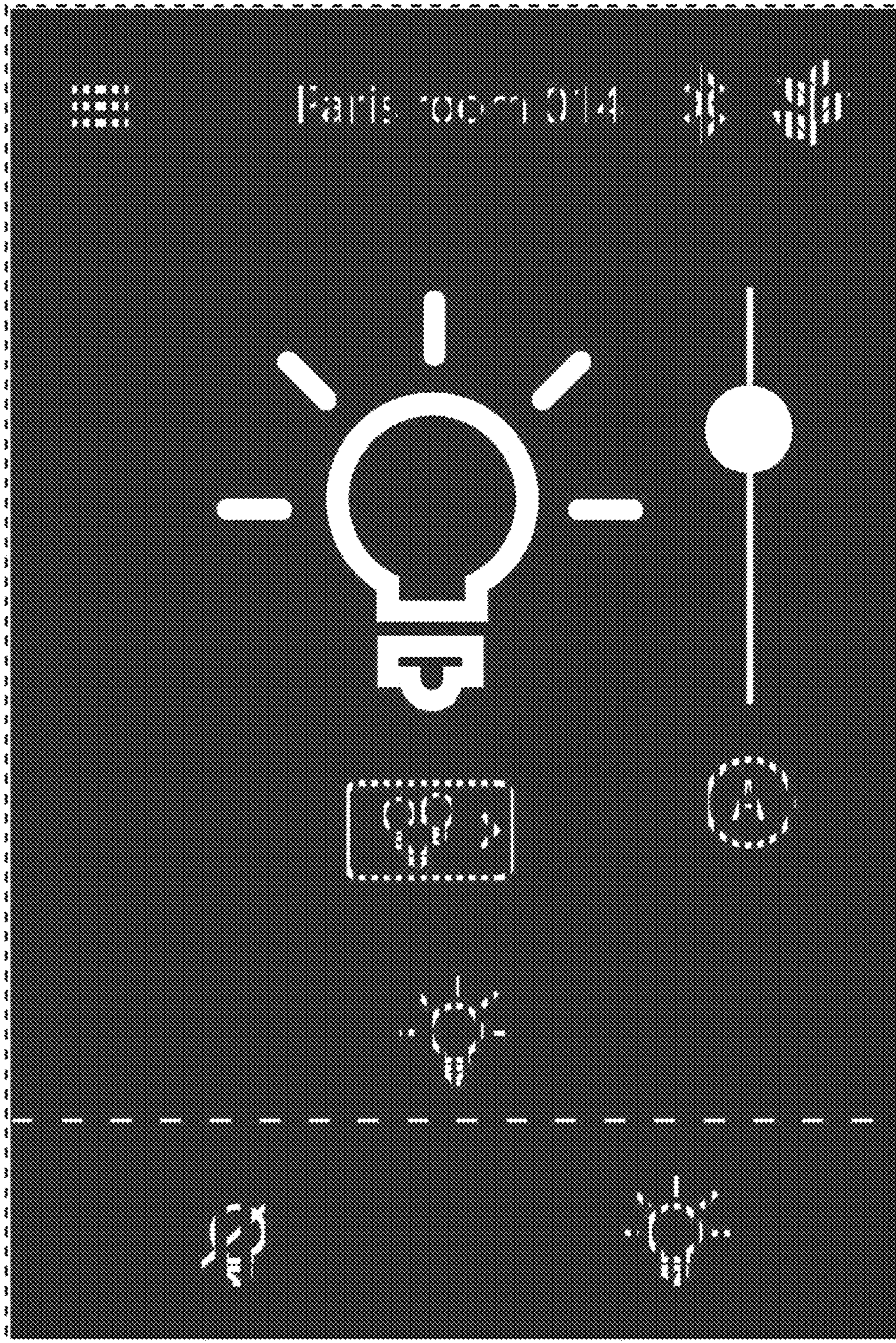


FIG. 2

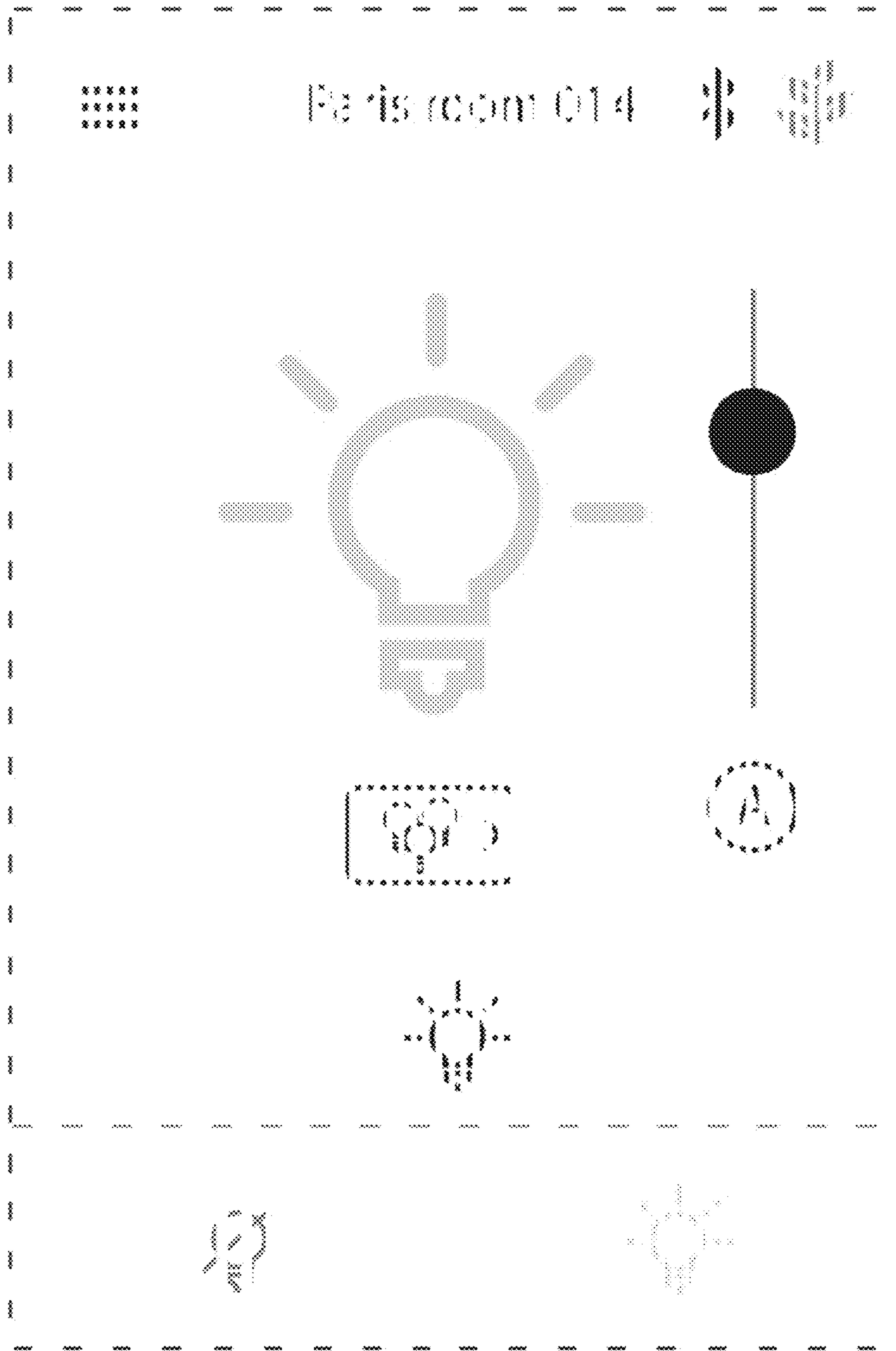


FIG. 3

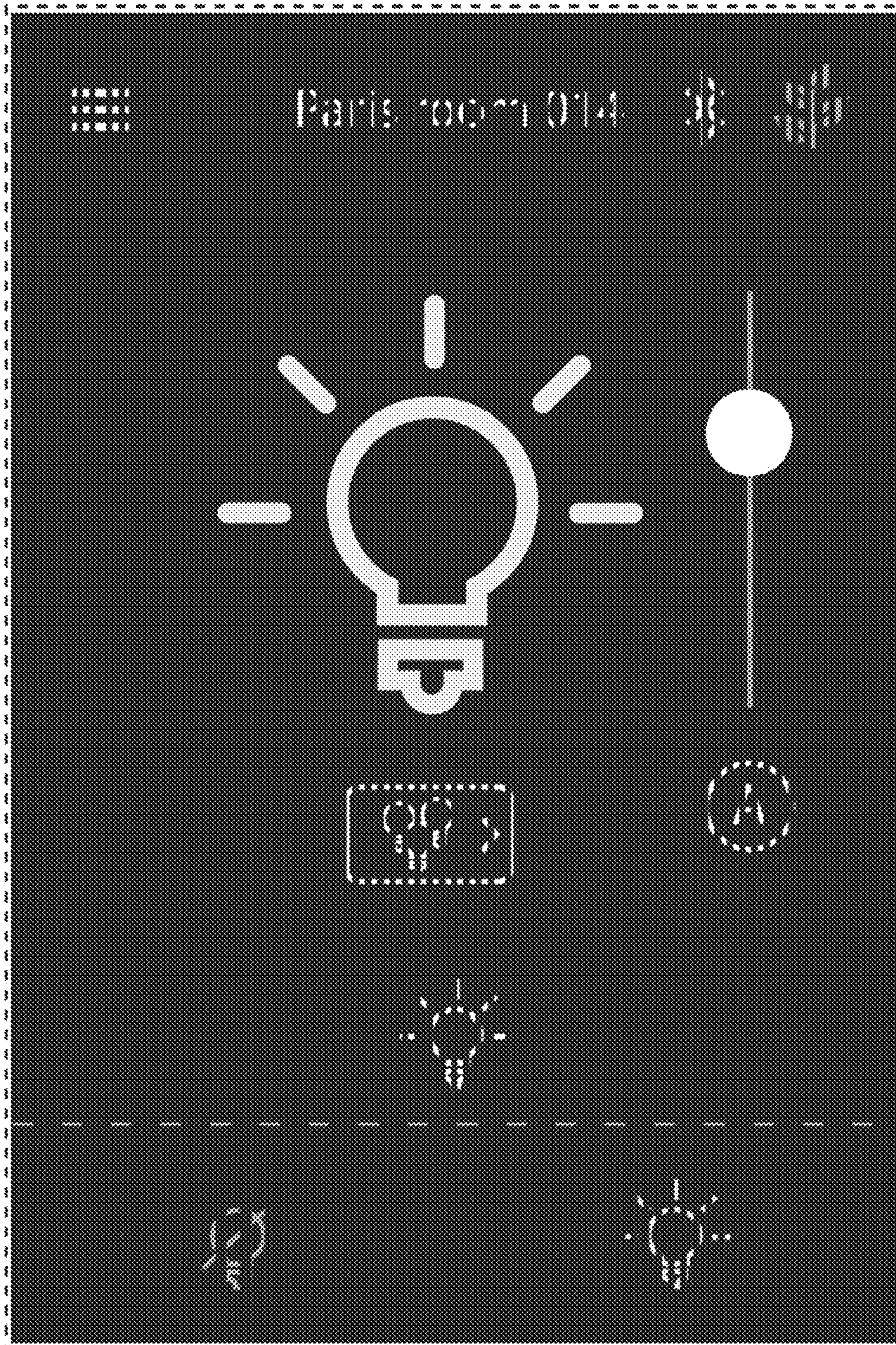


FIG. 4




FIG. 5

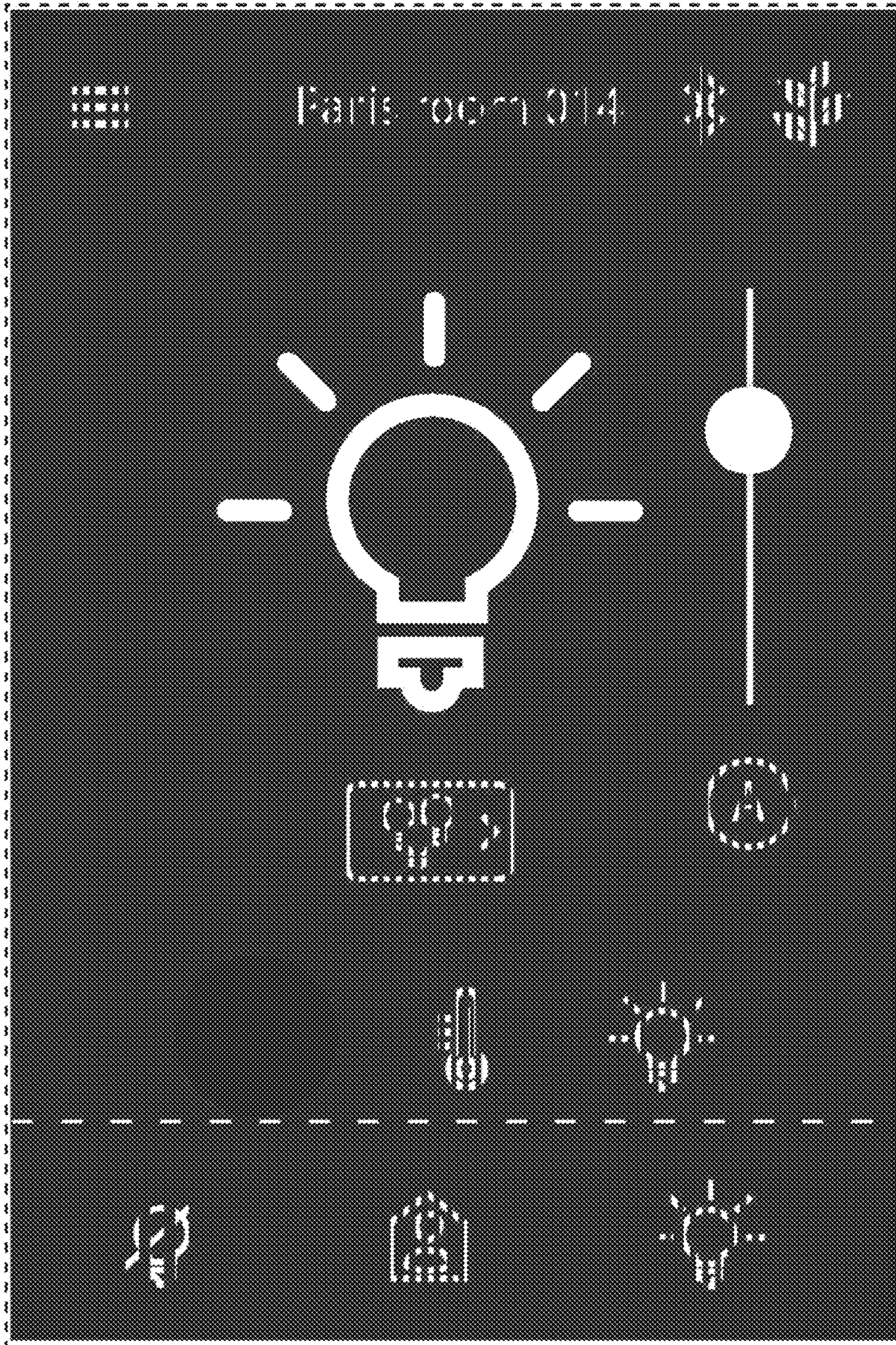


FIG. 6




FIG. 7

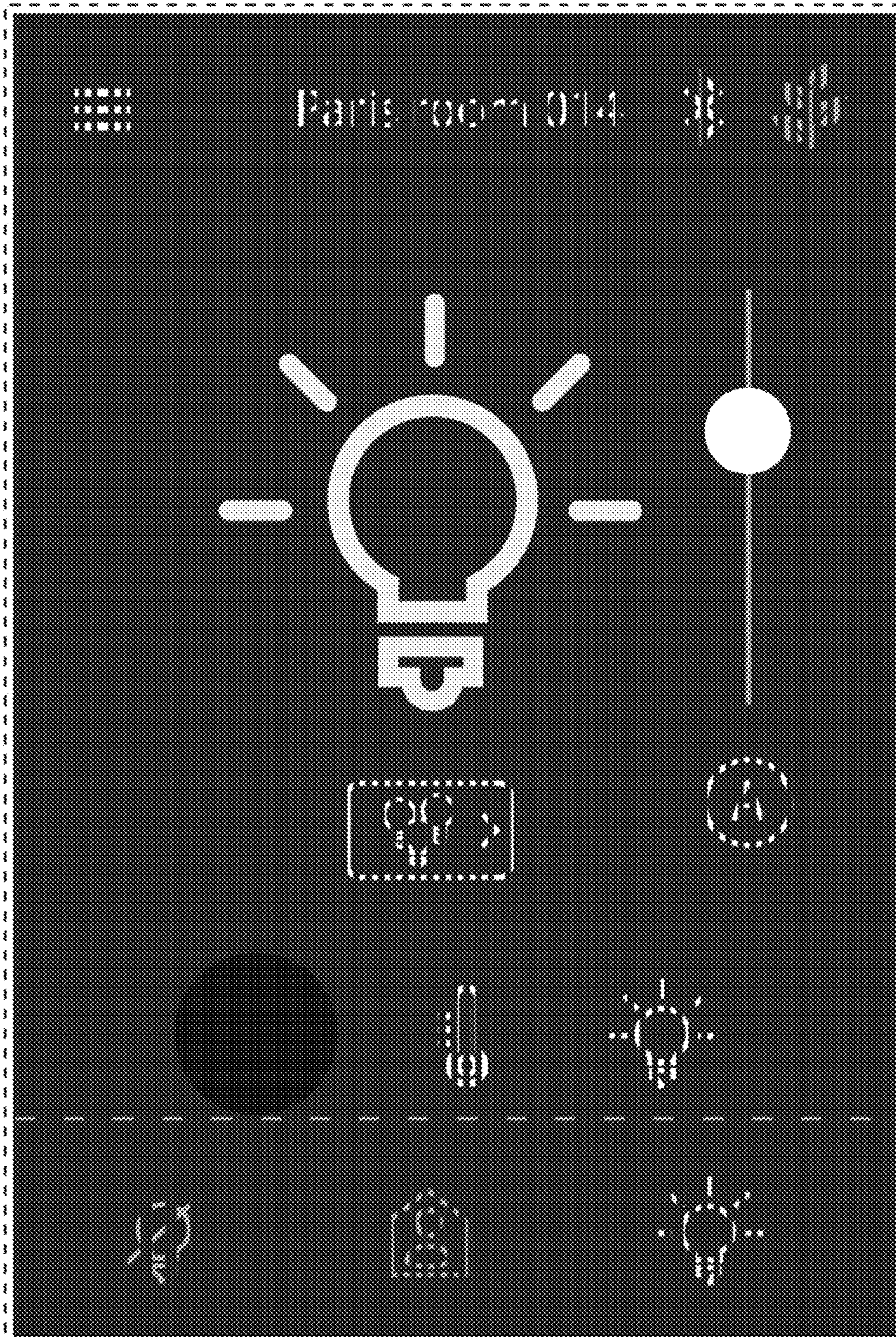


FIG. 8




FIG. 9

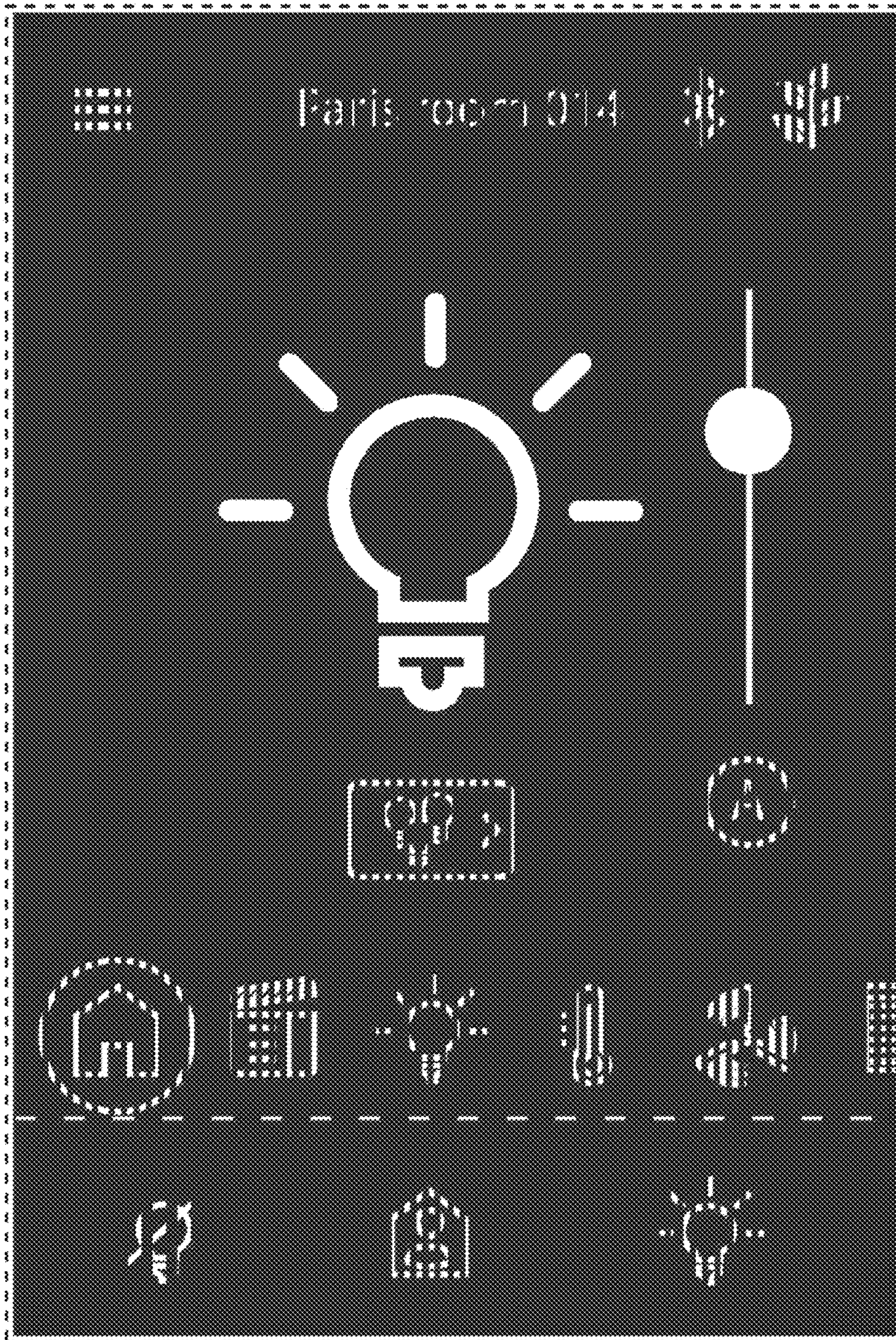


FIG. 10




FIG. 11

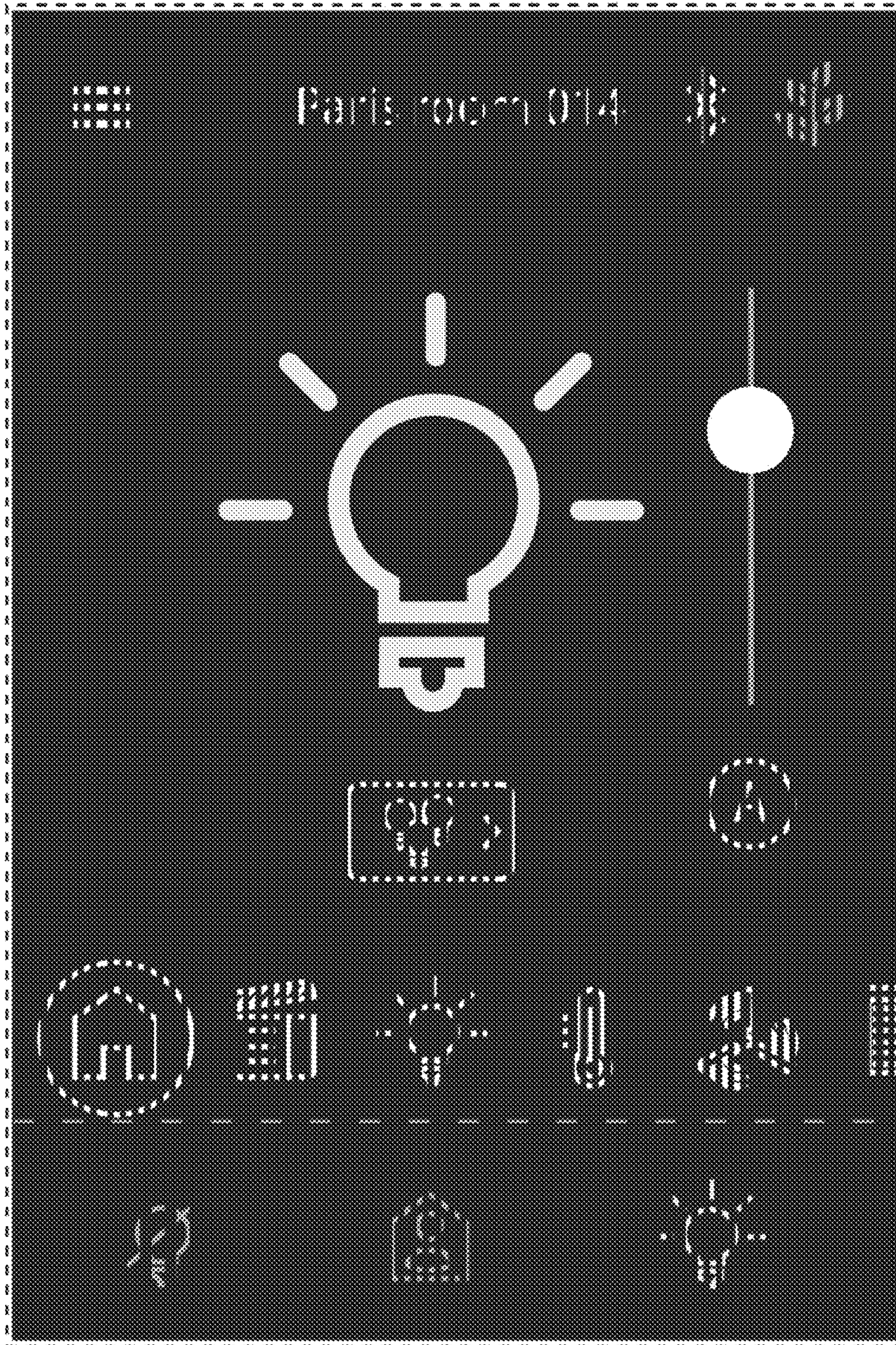


FIG. 12