



US00D909367S

(12) **United States Design Patent** (10) **Patent No.:** **US D909,367 S**
Lee et al. (45) **Date of Patent:** **** Feb. 2, 2021**

(54) **LAPTOP COMPUTER**
(71) Applicant: **LG ELECTRONICS INC.**, Seoul (KR)
(72) Inventors: **Nari Lee**, Seoul (KR); **Heesu Yang**, Seoul (KR); **Gangho Woo**, Seoul (KR)
(73) Assignee: **LG Electronics Inc.**, Seoul (KR)
(**) Term: **15 Years**

D706,761 S * 6/2014 Lee D14/315
D707,222 S * 6/2014 Lee D14/315
D717,295 S * 11/2014 Jensen D14/315
D719,564 S * 12/2014 Ji D14/315
D758,359 S * 6/2016 Reed D14/315
D759,649 S * 6/2016 Schoenith D14/315
D788,771 S * 6/2017 Park D14/341
D807,343 S * 1/2018 Goh D14/315
D812,604 S * 3/2018 Akana D14/315
D820,826 S * 6/2018 Bowers D14/315
D825,552 S * 8/2018 Andre D14/315

(Continued)

(21) Appl. No.: **35/508,281**
(22) Filed: **Jul. 3, 2019**

Primary Examiner — Bao-Yen T Nguyen
(74) *Attorney, Agent, or Firm* — Birch, Stewart, Kolasch & Birch, LLP

(80) **Hague Agreement Data**
Int. Filing Date: **Jul. 3, 2019**
Int. Reg. No.: **DM/204828**
Int. Reg. Date: **Jul. 3, 2019**
Int. Reg. Pub. Date: **Jan. 3, 2020**

(57) **CLAIM**

The ornamental design for a laptop computer, as shown and described.

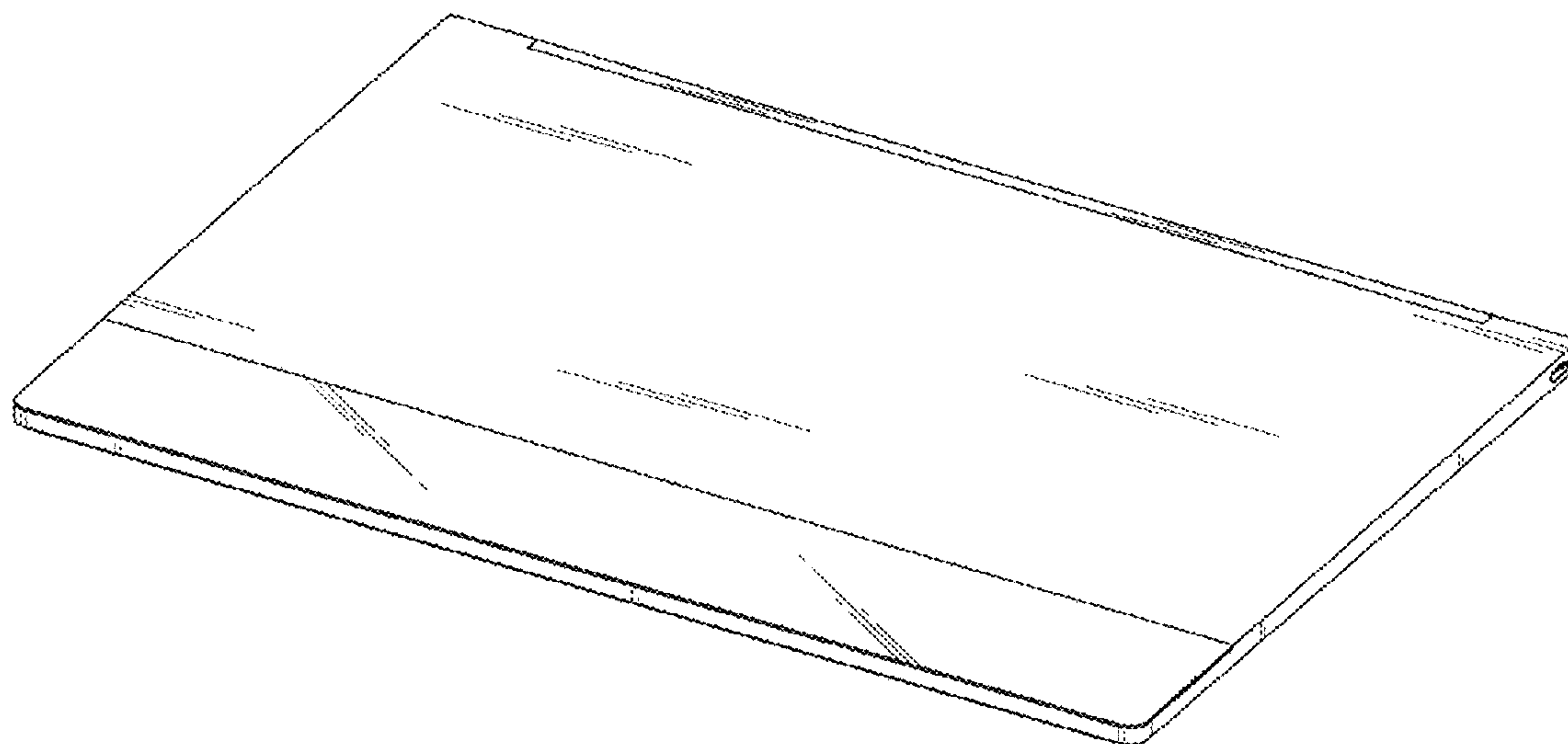
(30) **Foreign Application Priority Data**
Jan. 11, 2019 (KR) 30-2019-0001658
(51) **LOC (13) Cl.** **14-02**
(52) **U.S. Cl.**
USPC **D14/315**
(58) **Field of Classification Search**
USPC D14/203.4, 315, 316, 317, 319-327, 341, D14/345, 346, 501, 502, 507
CPC G06F 1/1616; G06F 1/1637; G06F 1/203; G06F 1/1681
See application file for complete search history.

DESCRIPTION

1. Laptop computer
1.1 : Perspective
1.2 : Front
1.3 : Back
1.4 : Left
1.5 : Right
1.6 : Top
1.7 : Bottom
1.8 : Perspective
1.9 : Front
1.10 : Back
1.11 : Left
1.12 : Right
1.13 : Top
1.14 : Bottom
1.15 : Reference view showing a state of use
Reproduction 1.15 shows the laptop computer in the closed state with information displayed on the display panel of the cover portion thereof; the parts shown by means of broken lines in the reproductions are not part of the claimed design.

(56) **References Cited**
U.S. PATENT DOCUMENTS
D601,138 S * 9/2009 Solomon D14/315
D640,253 S * 6/2011 Sung D14/315
D683,729 S * 6/2013 Jen D14/318
D706,260 S * 6/2014 Chae D14/315

1 Claim, 15 Drawing Sheets



(56)

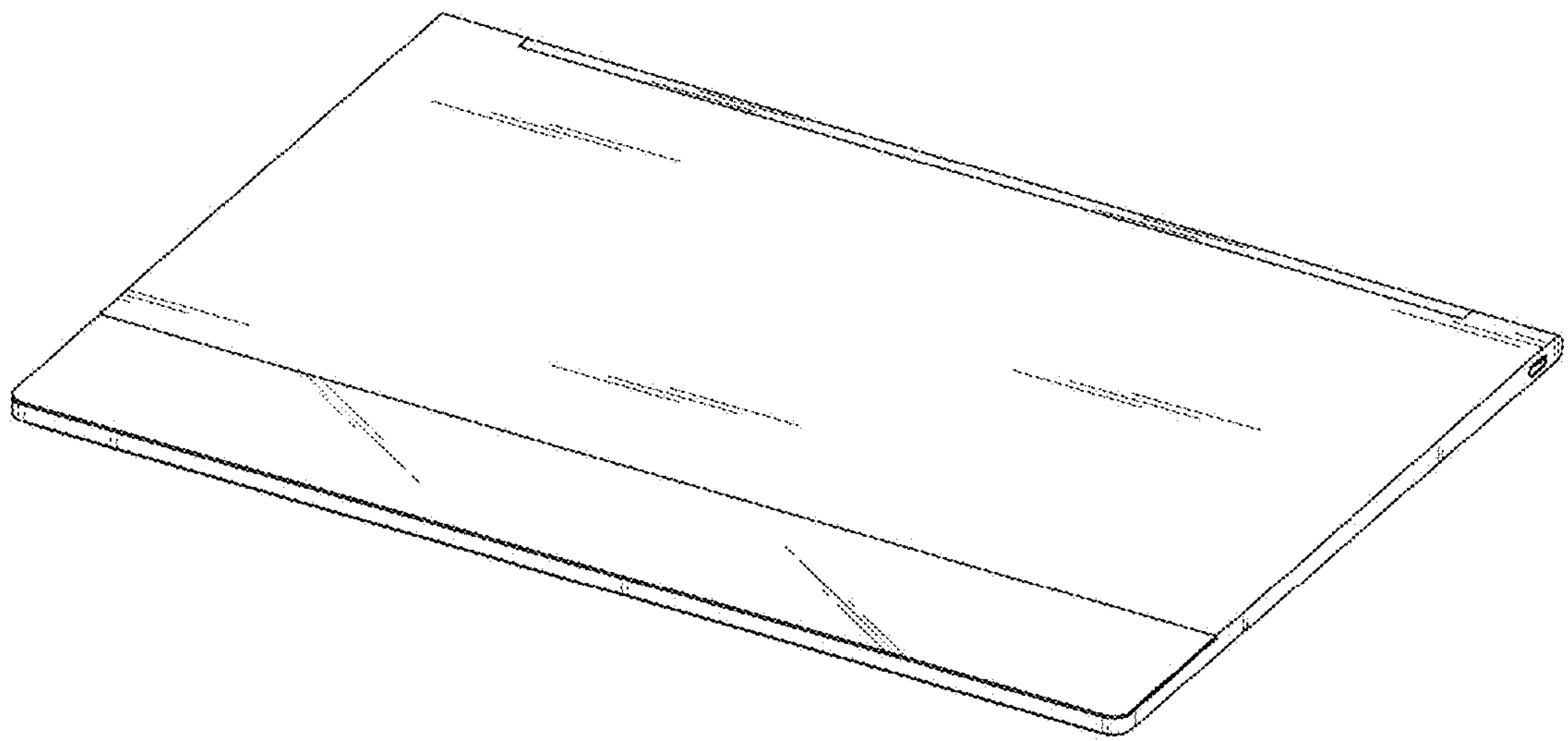
References Cited

U.S. PATENT DOCUMENTS

D826,923	S	*	8/2018	Lee	D14/315
D826,924	S	*	8/2018	Lee	D14/315
D826,925	S	*	8/2018	Lee	D14/315
D826,927	S	*	8/2018	Lee	D14/315
D829,709	S	*	10/2018	Chai	D14/315
D829,710	S	*	10/2018	Seoc	D14/315
D873,263	S	*	1/2020	Akana	D14/315
D873,264	S	*	1/2020	Akana	D14/315
D890,164	S	*	7/2020	Wolff	D14/315
D890,167	S	*	7/2020	Moon	D14/315
D890,746	S	*	7/2020	Moon	D14/315
D890,747	S	*	7/2020	Lee	D14/315
D894,895	S	*	9/2020	Tzou	D14/315
D894,896	S	*	9/2020	Tzou	D14/315
D898,733	S	*	10/2020	Zhang	D14/315
D900,090	S	*	10/2020	Xiao	D14/318
2019/0067794	A1	*	2/2019	Klein	H01Q 1/2266
2019/0163236	A1	*	5/2019	Van Pelt	G06F 1/1616
2019/0179366	A1	*	6/2019	Ferber	G06F 1/1616
2020/0341515	A1	*	10/2020	Moser	G06F 1/1643

* cited by examiner


1.1



1.2



1.3




1.4




1.5




1.6



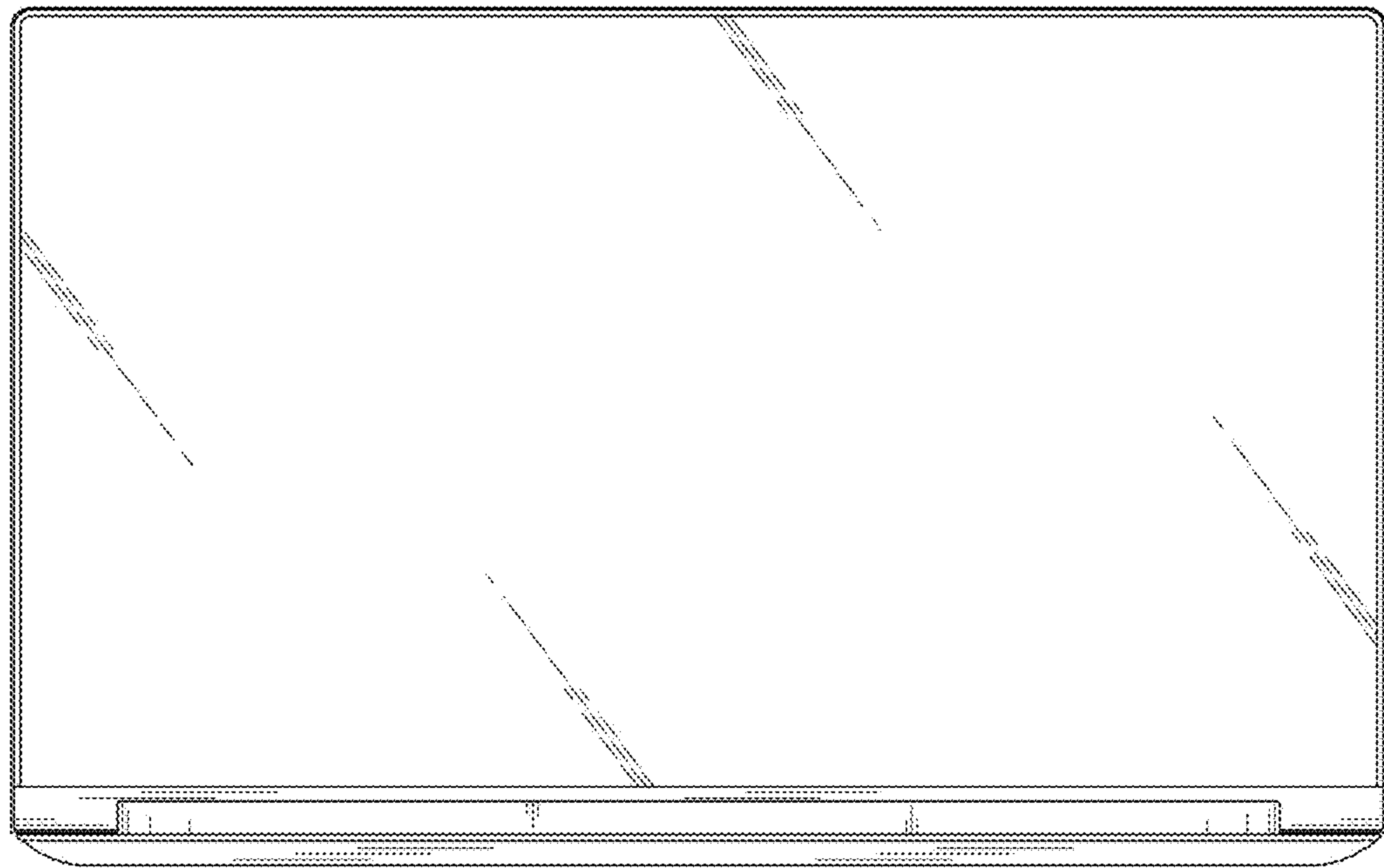
1.7



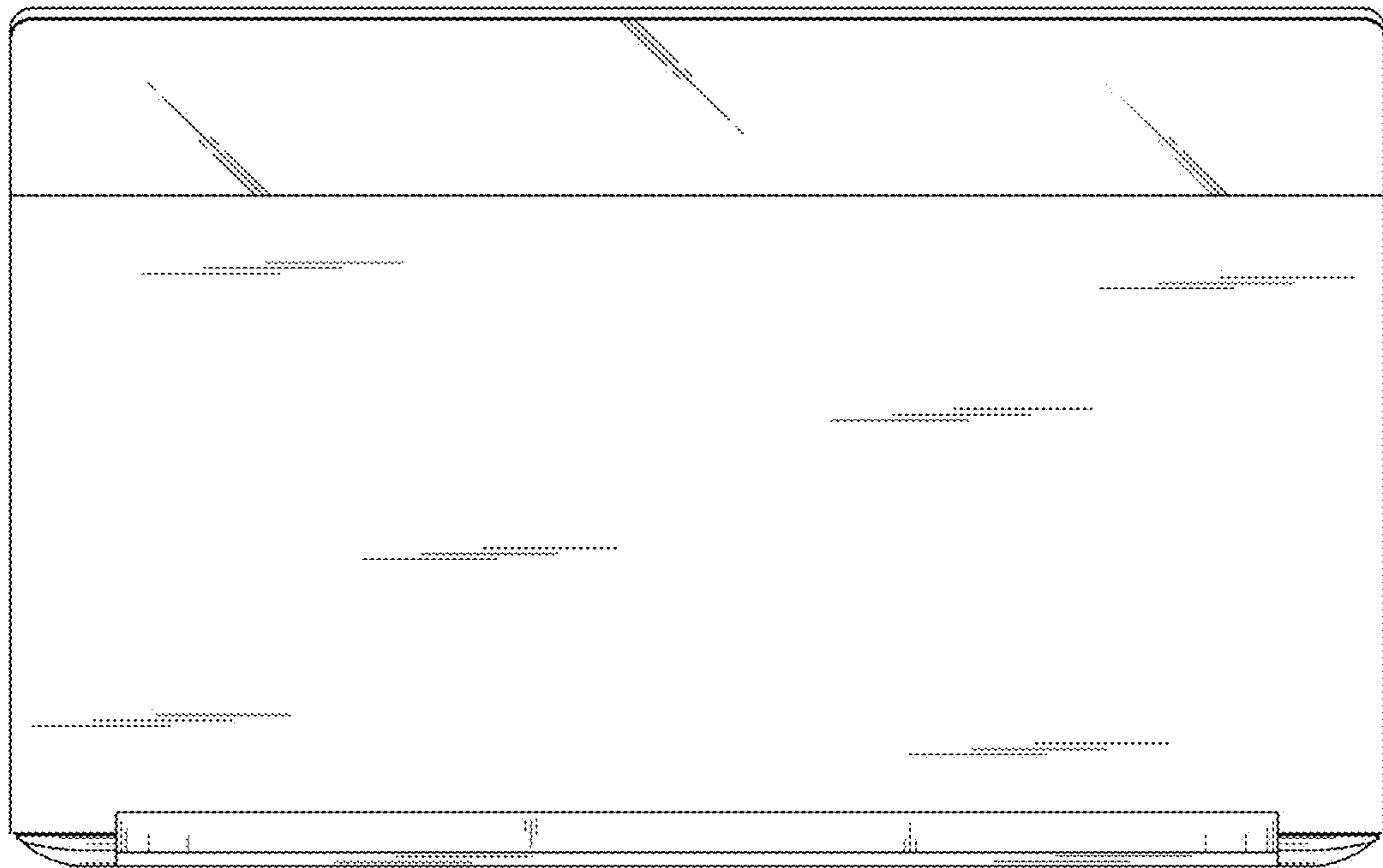
1.8



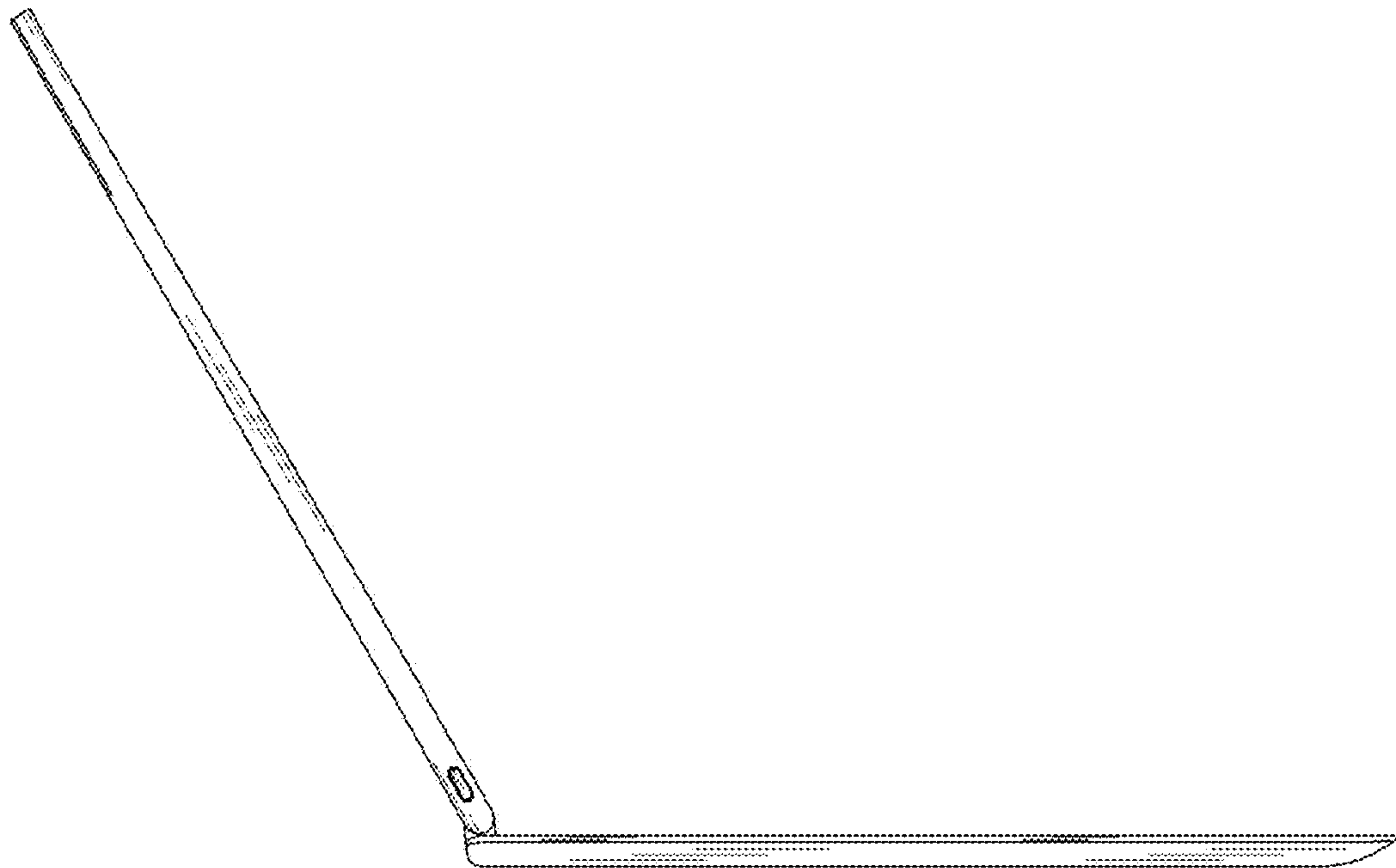
1.9



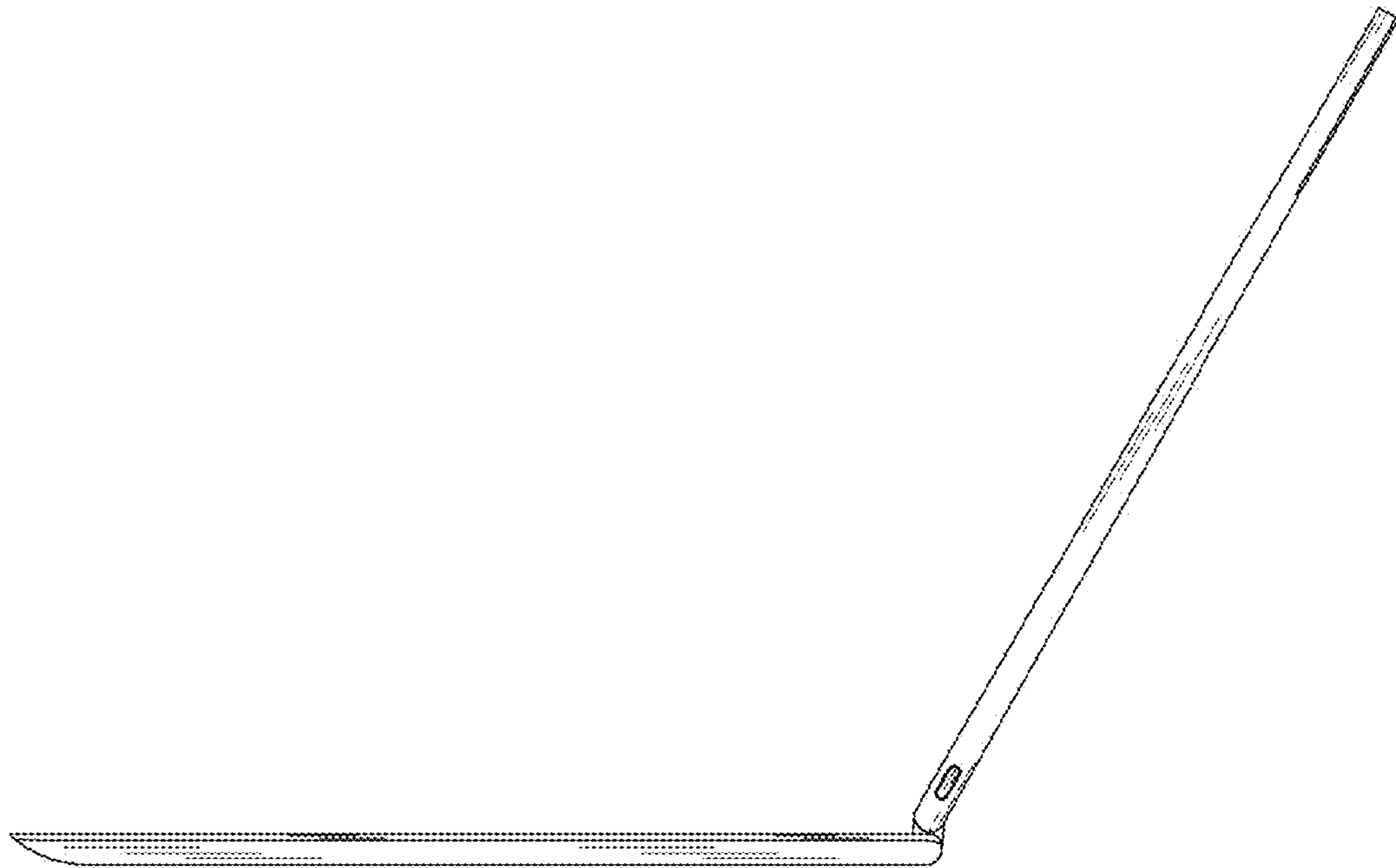
1.10



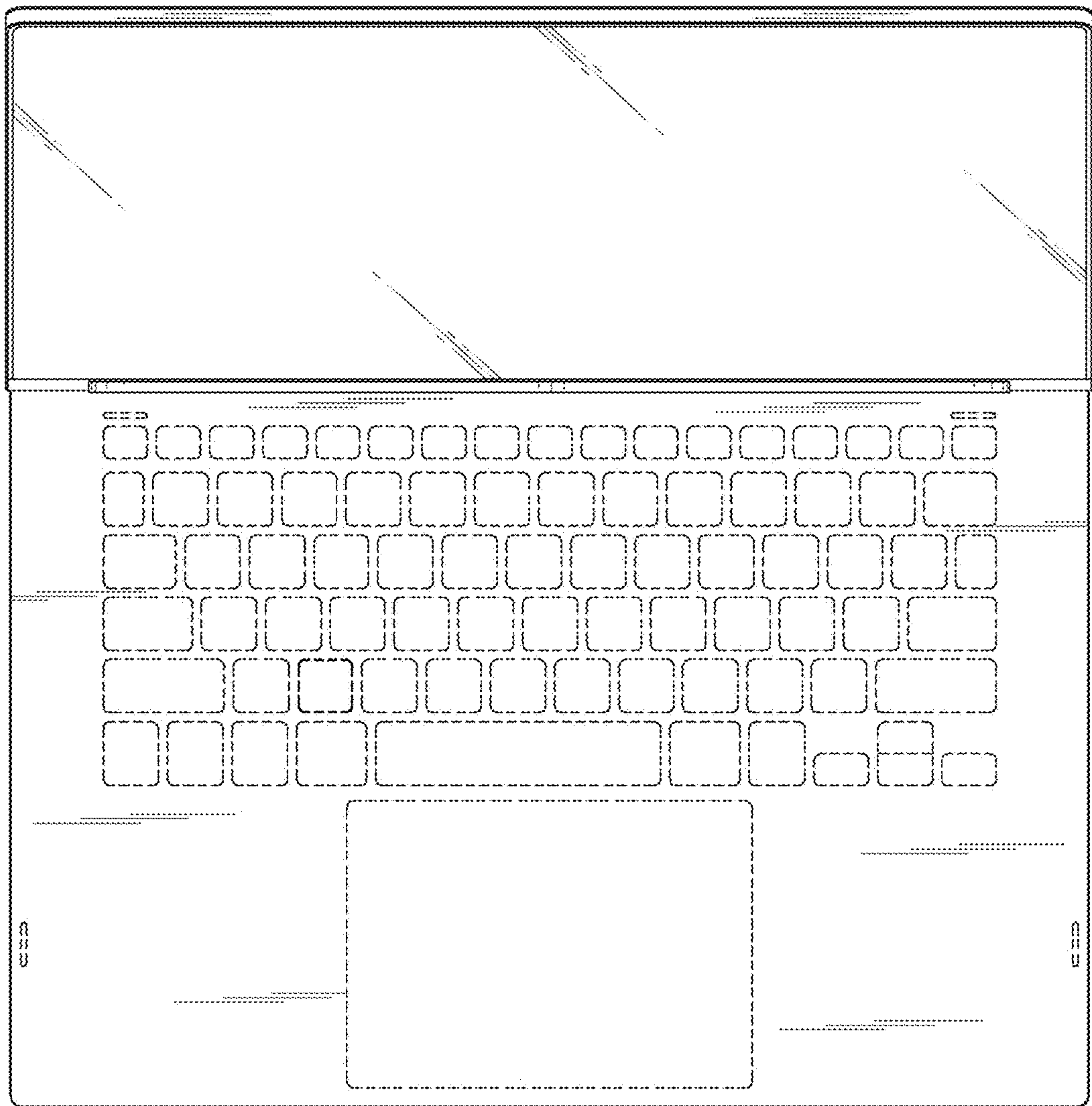
1.11




1.12



1.13



1.14



1.15

