



US00D909366S

(12) **United States Design Patent**
Lee et al.

(10) **Patent No.:** **US D909,366 S**
(45) **Date of Patent:** **** Feb. 2, 2021**

(54) **LAPTOP COMPUTER**

(71) Applicant: **LG ELECTRONICS INC.**, Seoul (KR)

(72) Inventors: **Taejin Lee**, Seoul (KR); **Daihyung Ryu**, Seoul (KR)

(73) Assignee: **LG Electronics Inc.**, Seoul (KR)

(**) Term: **15 Years**

(21) Appl. No.: **35/508,279**

(22) Filed: **Jul. 3, 2019**

(80) **Hague Agreement Data**

Int. Filing Date: **Jul. 3, 2019**

Int. Reg. No.: **DM/204266**

Int. Reg. Date: **Jul. 3, 2019**

Int. Reg. Pub. Date: **Jan. 3, 2020**

(30) **Foreign Application Priority Data**

Jan. 18, 2019 (KR) 30-2019-0002780

(51) **LOC (13) Cl.** **14-02**

(52) **U.S. Cl.**
USPC **D14/315**

(58) **Field of Classification Search**

USPC D14/203.4, 315, 316, 317, 319-327, 341,
D14/345, 346, 501, 502, 507

CPC G06F 1/1616; G06F 1/1637; G06F 1/203;
G06F 1/1681

See application file for complete search history.

(56) **References Cited**

U.S. PATENT DOCUMENTS

D601,138 S * 9/2009 Solomon D14/315
D640,253 S * 6/2011 Sung D14/315
D683,729 S * 6/2013 Jen D14/318
D706,260 S * 6/2014 Chae D14/315

D788,771 S * 6/2017 Park D14/341
D807,343 S * 1/2018 Goh D14/315
D812,604 S * 3/2018 Akana D14/315
D820,826 S * 6/2018 Bowers D14/315
D825,552 S * 8/2018 Andre D14/315
D826,923 S * 8/2018 Lee D14/315
D826,924 S * 8/2018 Lee D14/315
D826,925 S * 8/2018 Lee D14/315
D826,927 S * 8/2018 Lee D14/315
D829,709 S * 10/2018 Chai D14/315
D829,710 S * 10/2018 Seoc D14/315
D873,263 S * 1/2020 Akana D14/315
D873,264 S * 1/2020 Akana D14/315
D890,164 S * 7/2020 Wolff D14/315
D890,167 S * 7/2020 Moon D14/315
D890,746 S * 7/2020 Moon D14/315
D890,747 S * 7/2020 Lee D14/315
D894,895 S * 9/2020 Tzou D14/315
D894,896 S * 9/2020 Tzou D14/315
D898,733 S * 10/2020 Zhang D14/315
2019/0067794 A1 * 2/2019 Klein H01Q 1/2266

(Continued)

Primary Examiner — Bao-Yen T Nguyen

(74) *Attorney, Agent, or Firm* — Birch, Stewart, Kolasch & Birch, LLP

(57) **CLAIM**

The ornamental design for a laptop computer, as shown and described.

DESCRIPTION

1. Laptop computer

1.1 : Perspective

1.2 : Front

1.3 : Back

1.4 : Left

1.5 : Right


1.6 : Top

1.7 : Bottom

1.8 : Reference view in a closed state

The parts shown by means of broken lines in the reproductions are not part of the claimed design.

1 Claim, 8 Drawing Sheets



(56)


References Cited

U.S. PATENT DOCUMENTS

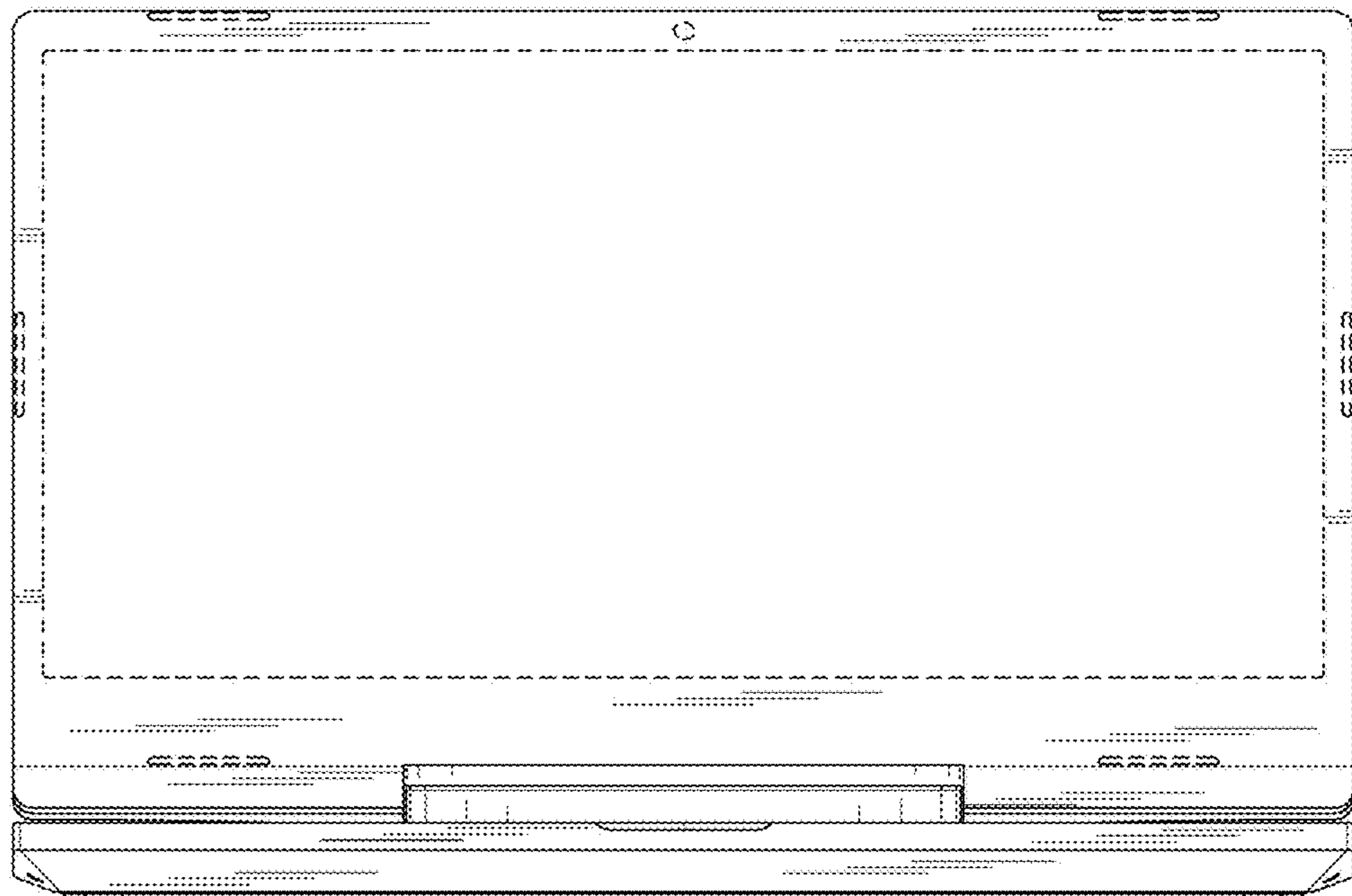
2019/0163236 A1* 5/2019 Van Pelt G06F 1/1616
2019/0179366 A1* 6/2019 Ferber G06F 1/1616
2020/0341515 A1* 10/2020 Moser G06F 1/1643

* cited by examiner

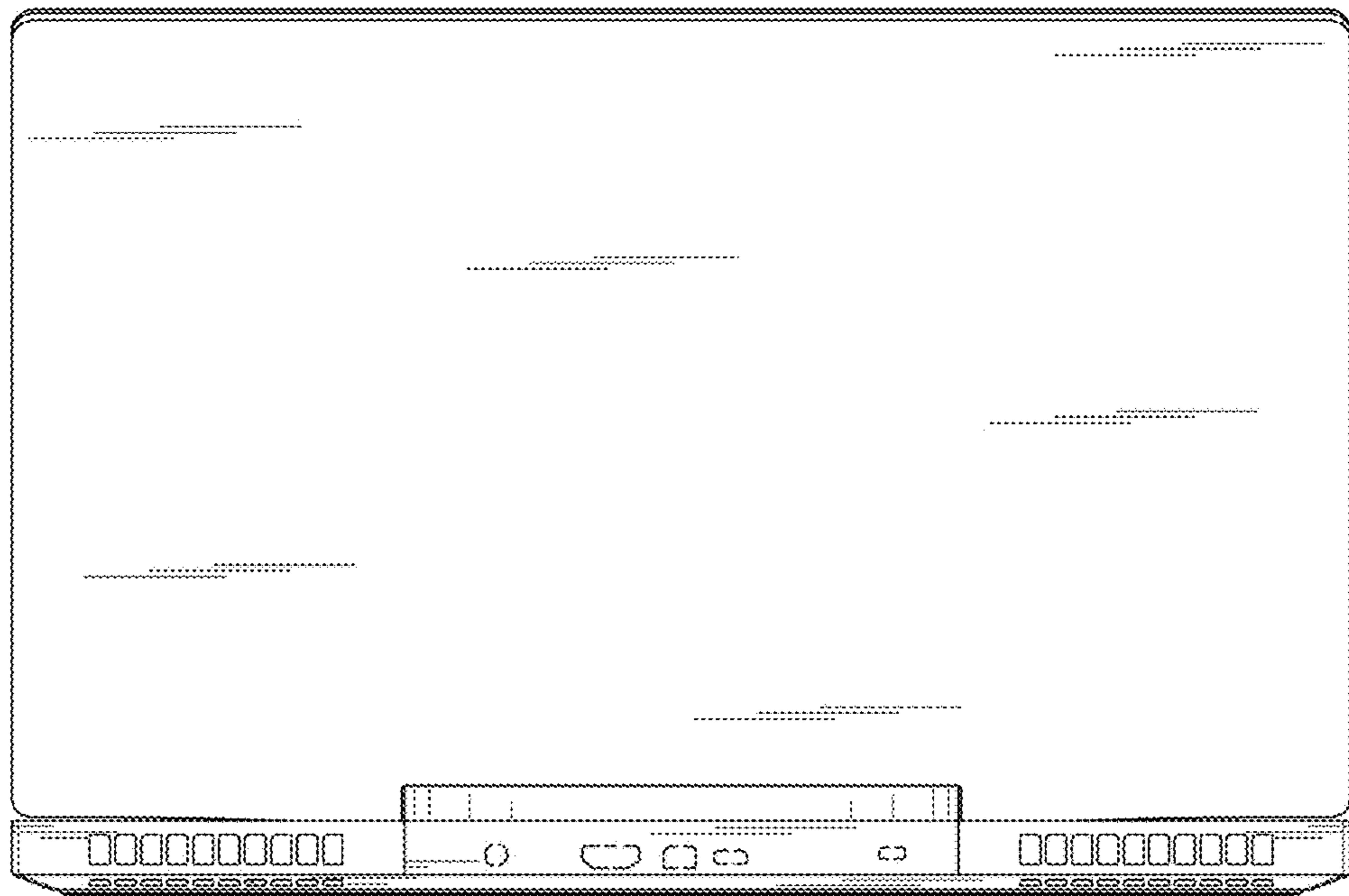
1.1



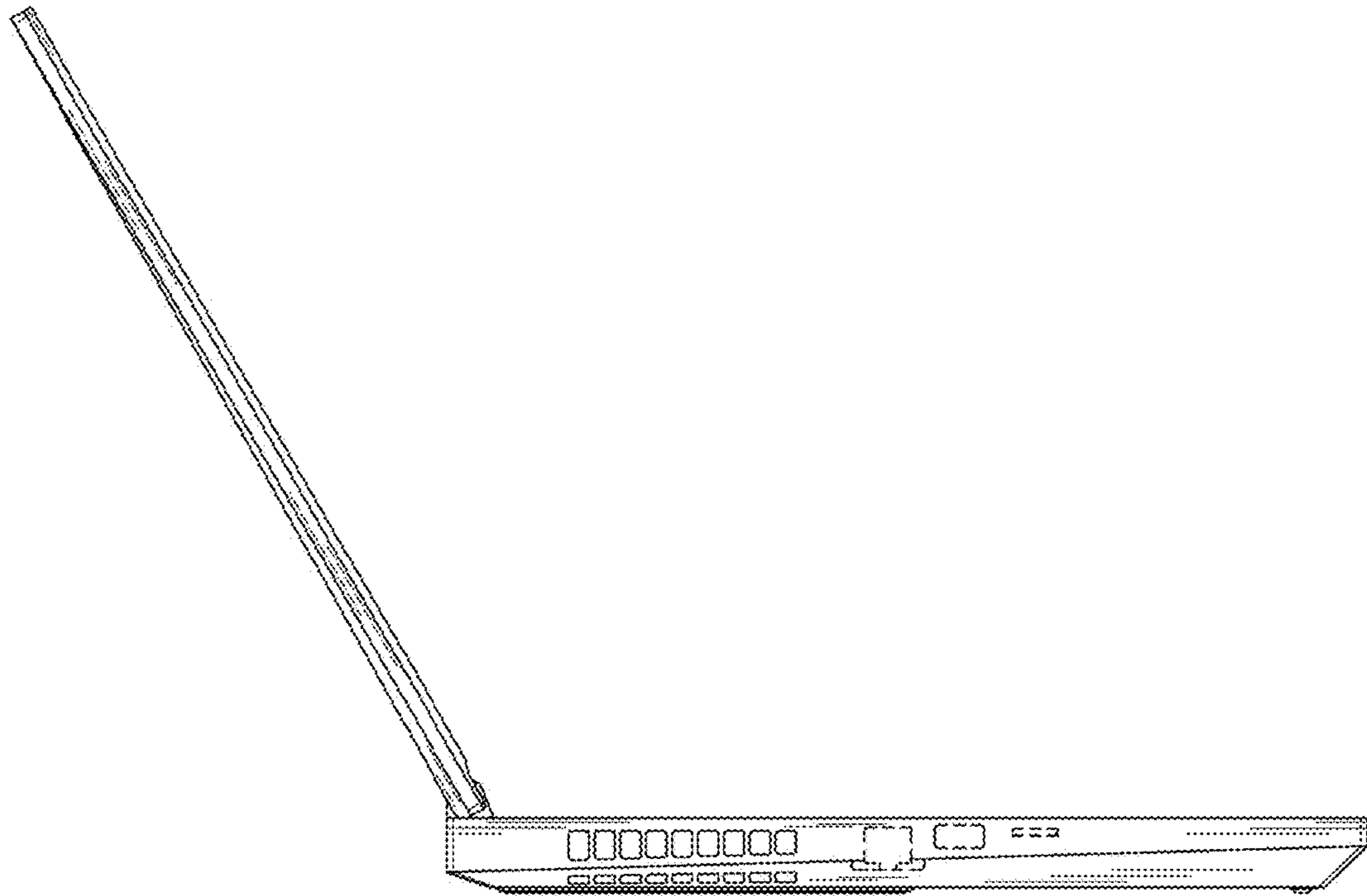
1.2



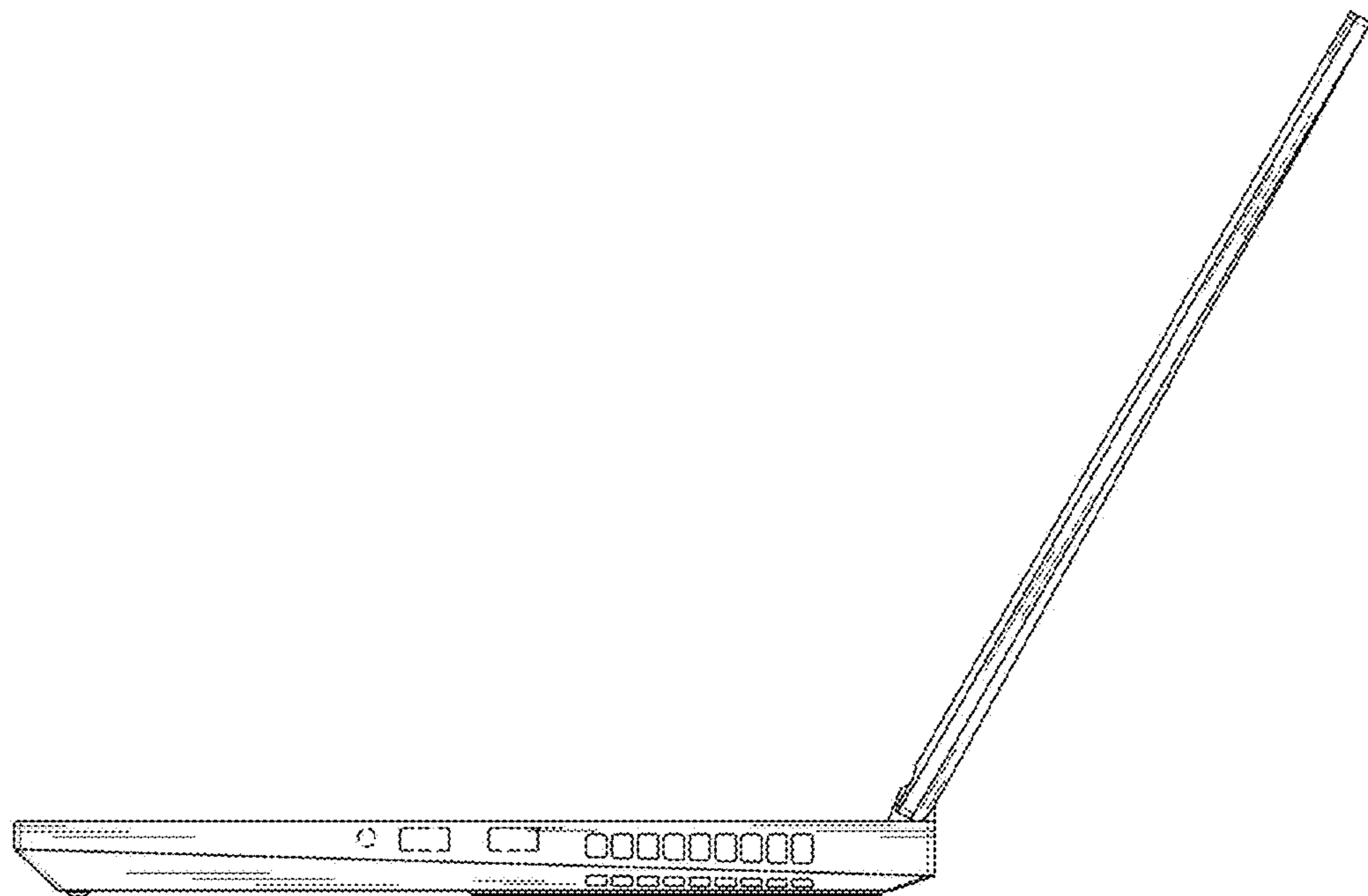
1.3



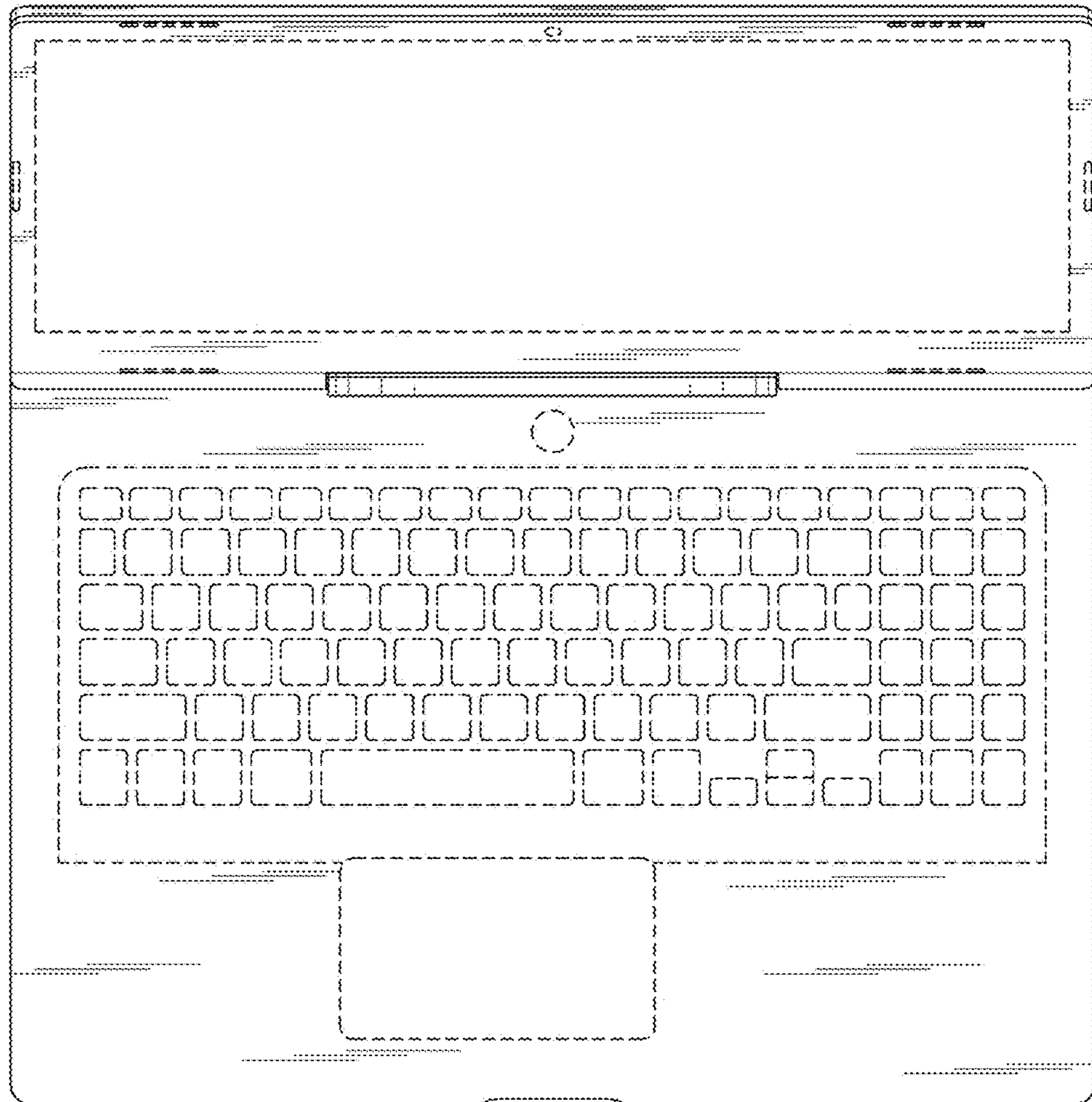
1.4




1.5



1.6



1.7



1.8

