



US00D909356S

(12) **United States Design Patent** (10) **Patent No.:** **US D909,356 S**
Wang et al. (45) **Date of Patent:** **** Feb. 2, 2021**

(54) **MOBILE PHONE**
(71) Applicant: **Beijing Xiaomi Mobile Software Co., Ltd., Beijing (CN)**
(72) Inventors: **Zhen Wang, Beijing (CN); Yi Wang, Beijing (CN); Yangyang Cai, Beijing (CN)**
(73) Assignee: **Beijing Xiaomi Mobile Software Co., Ltd., Beijing (CN)**
(**) Term: **15 Years**
(21) Appl. No.: **29/692,081**

D593,059 S * 5/2009 Kim D14/138 G
D635,537 S * 4/2011 Kim D14/138 G
D733,109 S * 6/2015 Reivo D14/248
D735,703 S * 8/2015 Reivo D14/248
D782,451 S * 3/2017 Rouger D14/248
D782,452 S * 3/2017 Lee D14/248
D783,564 S * 4/2017 Park D14/138 C
D788,754 S * 6/2017 Kim D14/248
D788,755 S * 6/2017 Hong D14/248
D789,917 S * 6/2017 Hong D14/248
D789,918 S * 6/2017 Jun D14/248
D790,519 S * 6/2017 Jun D14/248
D797,714 S * 9/2017 Kim D14/248
D800,708 S * 10/2017 Kim D14/248
D805,506 S * 12/2017 Rouger D14/248
D815,080 S * 4/2018 Cho D14/248
D821,378 S * 6/2018 Cho D14/248

(Continued)

(22) Filed: **May 22, 2019**
(30) **Foreign Application Priority Data**
Nov. 26, 2018 (CN) 2018 3 0673377
(51) **LOC (13) Cl.** **14-03**
(52) **U.S. Cl.**
USPC **D14/248**
(58) **Field of Classification Search**
USPC D14/138 G, 138 AD, 138 AB, 248, 341,
D14/371, 374, 138 R, 138 AA, 138 AC,
D14/138 C, 247
CPC H04M 1/0202; H04M 1/0235; H04M
1/0237; H04M 1/0239; H04M 1/0266;
H04M 1/0268; H04M 1/027; H04M
1/0295; H04M 1/02; H04M 1/0279;
H04M 1/0283
See application file for complete search history.

Primary Examiner — Bridget L Eland
(74) *Attorney, Agent, or Firm* — Amster, Rothstein & Ebenstein LLP

(57) **CLAIM**

The ornamental design for a mobile phone, as shown and described.


DESCRIPTION

FIG. 1 is a front view of a mobile phone showing our new design;
FIG. 2 is a back view of the mobile phone of FIG. 1;
FIG. 3 is a left view of the mobile phone of FIG. 1;
FIG. 4 is a right view of the mobile phone of FIG. 1;
FIG. 5 is a top view of the mobile phone of FIG. 1;
FIG. 6 is a bottom view of the mobile phone of FIG. 1;
FIG. 7 is a bottom, front, right perspective view of the mobile phone of FIG. 1; and,
FIG. 8 is a bottom, back, left perspective view of the mobile phone of FIG. 1.

The broken lines shown in the views form no part of the claimed design

1 Claim, 7 Drawing Sheets

(56) **References Cited**
U.S. PATENT DOCUMENTS
D508,473 S * 8/2005 Lee D14/138 AD
D517,038 S * 3/2006 Lee D14/138 AD
D538,252 S * 3/2007 Joung D14/138 AA
D572,698 S * 7/2008 Kim D14/138 AA



(56)

References Cited

U.S. PATENT DOCUMENTS

D831,015 S	*	10/2018	Choe	D14/248
D831,626 S	*	10/2018	Choe	D14/248
D843,989 S	*	3/2019	Cho	D14/248
D879,088 S	*	3/2020	Bongard	D14/253
D886,756 S	*	6/2020	Li	D14/138 G

* cited by examiner



Fig. 1




Fig. 2




Fig. 3




Fig. 4

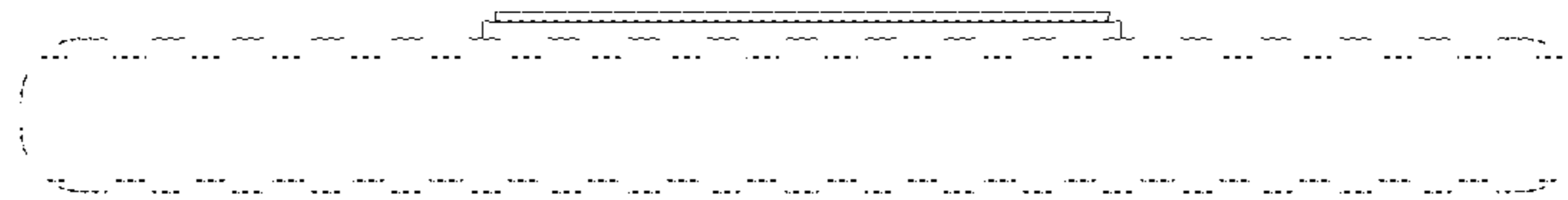


Fig. 5

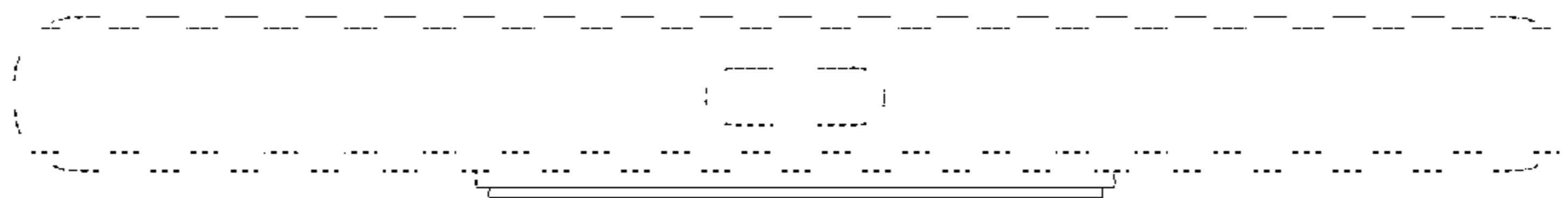


Fig. 6




Fig. 7




Fig. 8