



US00D909283S

(12) **United States Design Patent**
Culleton et al.

(10) **Patent No.:** **US D909,283 S**
(45) **Date of Patent:** **** Feb. 2, 2021**

- (54) **CARGO SECURING APPARATUS**
- (71) Applicants: **Michael Culleton**, Swords (IE); **Alan Harrison**, Ballina (IE); **Ben Millett**, Boyle (IE)
- (72) Inventors: **Michael Culleton**, Swords (IE); **Alan Harrison**, Ballina (IE); **Ben Millett**, Boyle (IE)
- (**) Term: **15 Years**
- (21) Appl. No.: **29/683,187**
- (22) Filed: **Mar. 11, 2019**
- (30) **Foreign Application Priority Data**
Oct. 9, 2018 (EM) 005635810
- (51) **LOC (13) Cl.** **12-16**
- (52) **U.S. Cl.**
USPC **D12/414**
- (58) **Field of Classification Search**
USPC D12/406-414.1; D32/35, 58;
D6/317-319, 513-514
CPC B60R 2011/0042; B60R 9/00
See application file for complete search history.

- D758,256 S * 6/2016 Cropley D12/412
- D803,145 S * 11/2017 Weise D12/414
- D808,888 S * 1/2018 Puchkoff D12/406
- D879,012 S * 3/2020 Guo D12/412
- D881,792 S * 4/2020 Tang D12/412
- D885,304 S * 5/2020 Eriksson D12/414
- 2012/0241486 A1 * 9/2012 Shen B60R 9/045
224/321

* cited by examiner

Primary Examiner — Katrina A Betton

(74) *Attorney, Agent, or Firm* — Edwin Tarver

(57) **CLAIM**

We claim the ornamental design for a cargo securing apparatus, as shown and described.

DESCRIPTION

FIG. 1 is a top perspective view of a cargo securing apparatus design;
 FIG. 2 is a bottom perspective view thereof;
 FIG. 3 is a front elevation view thereof;
 FIG. 4 is a rear elevation view thereof;
 FIG. 5 is a right side elevation view of the cargo securing apparatus, the left side being a mirror image thereof,
 FIG. 6 is a top plan view of the cargo securing apparatus;
 and,
 FIG. 7 is a bottom plan view thereof.
 Portions of the drawings shown in broken lines illustrate environmental structure and form no part of the claimed design.

1 Claim, 3 Drawing Sheets

- (56) **References Cited**
U.S. PATENT DOCUMENTS
D412,882 S * 8/1999 Lundgren D12/414
D422,554 S * 4/2000 Stapleton D12/414
D499,372 S * 12/2004 Andersson D12/414
D709,818 S * 7/2014 Zhang D12/412




FIG. 1

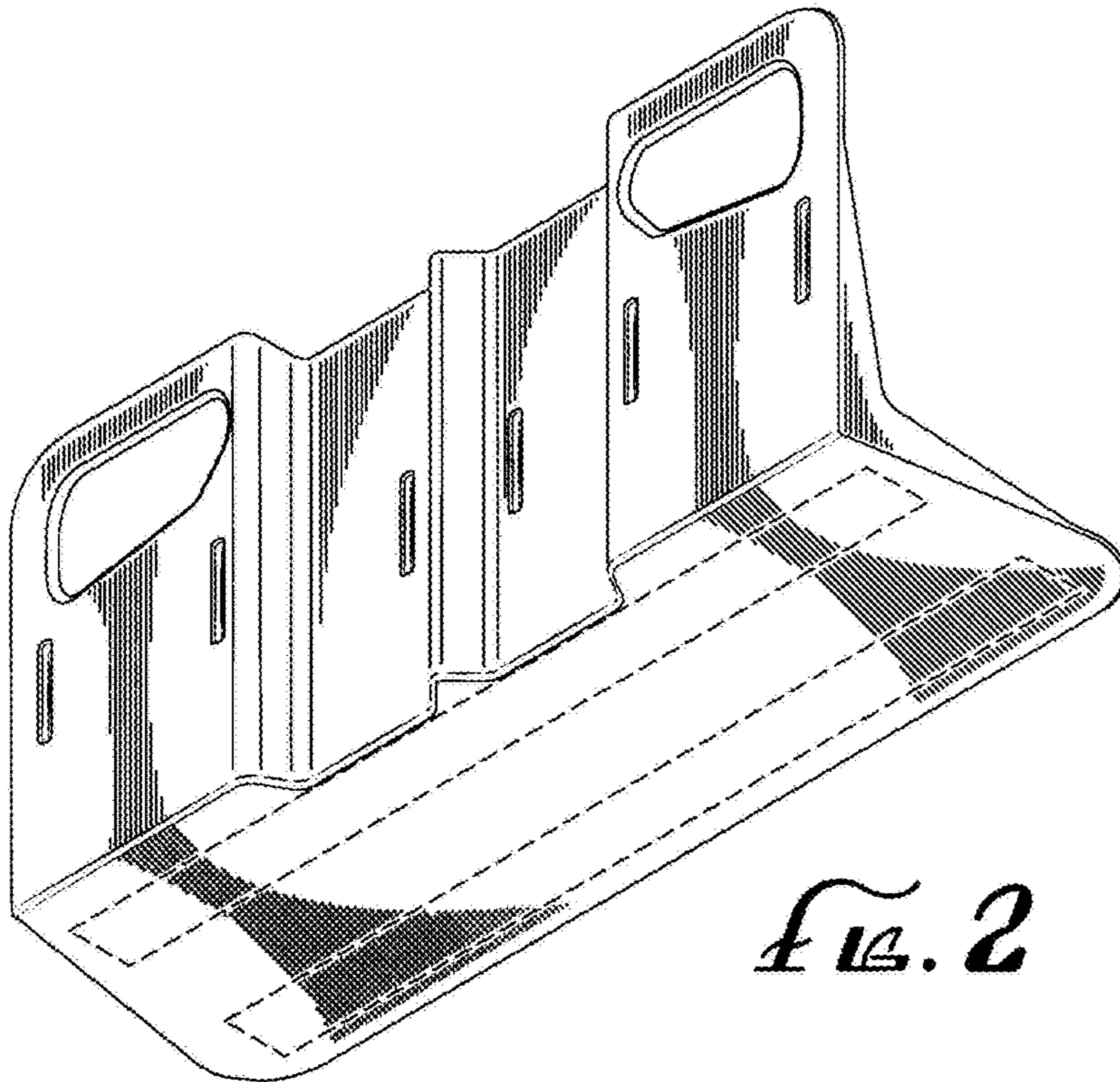



FIG. 2

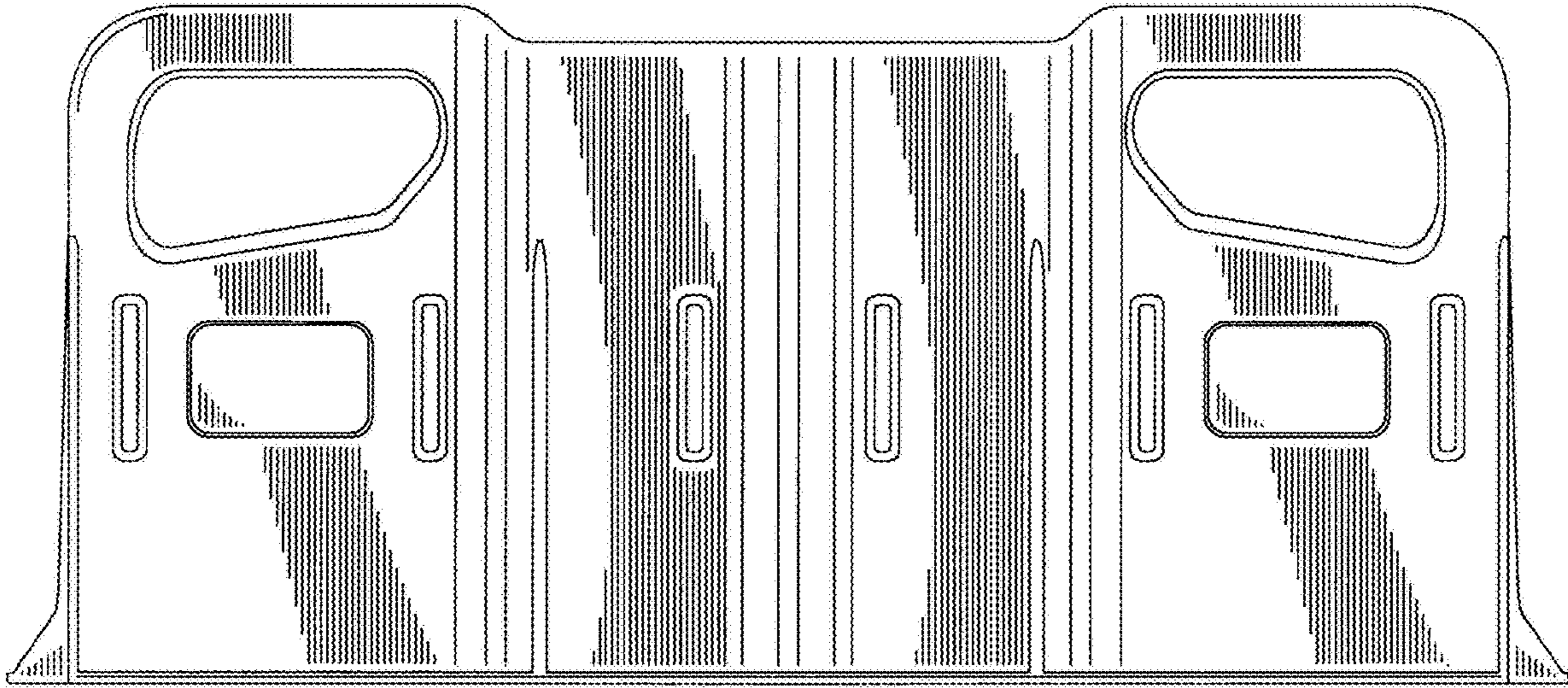


FIG. 3

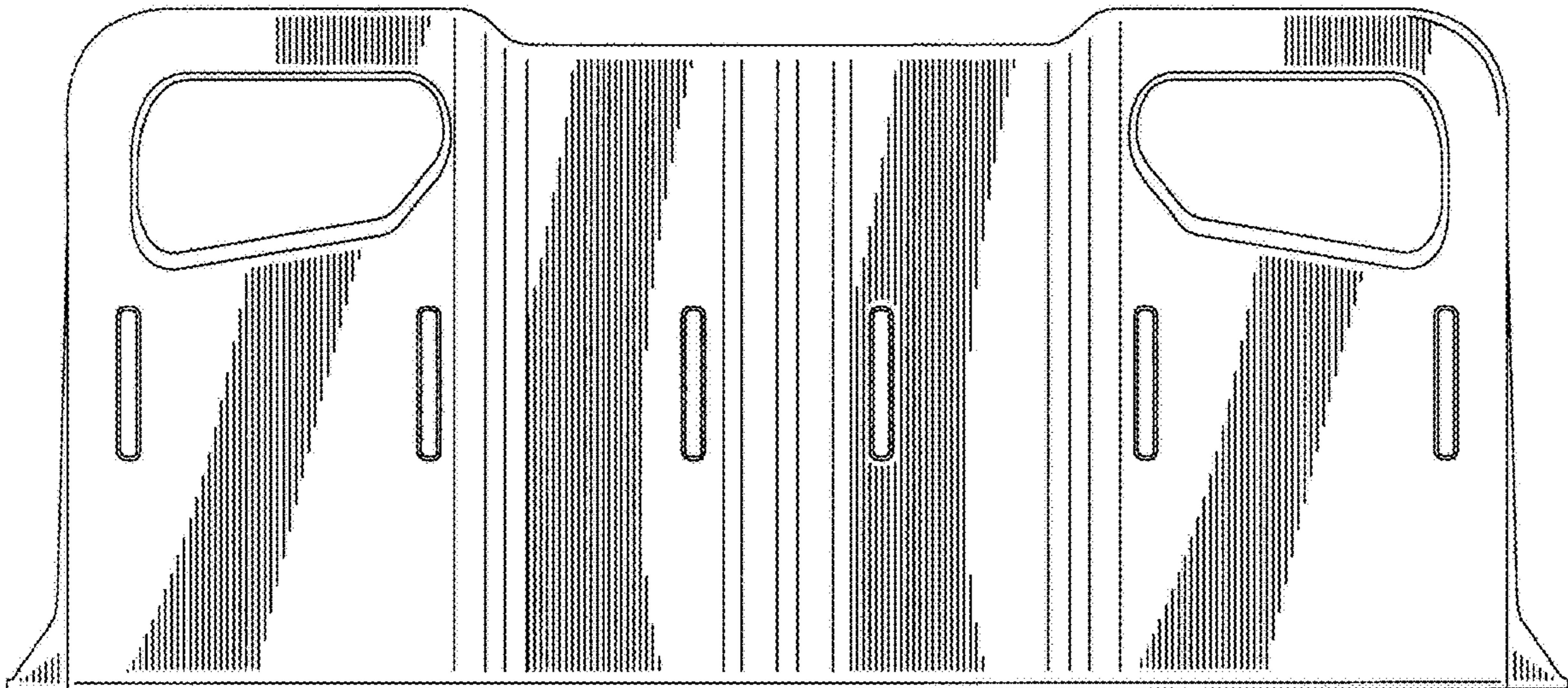


FIG. 4

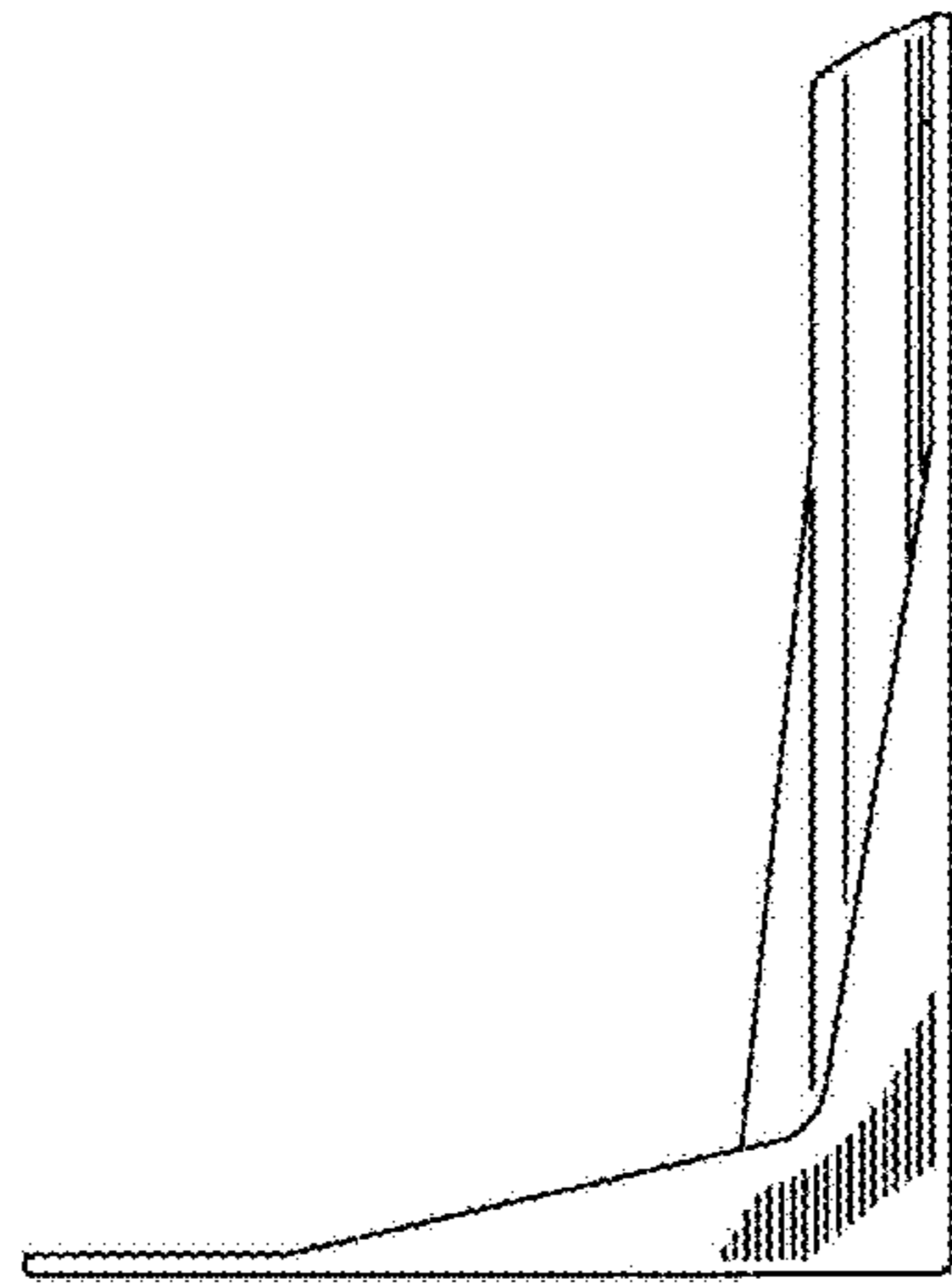


Fig. 5

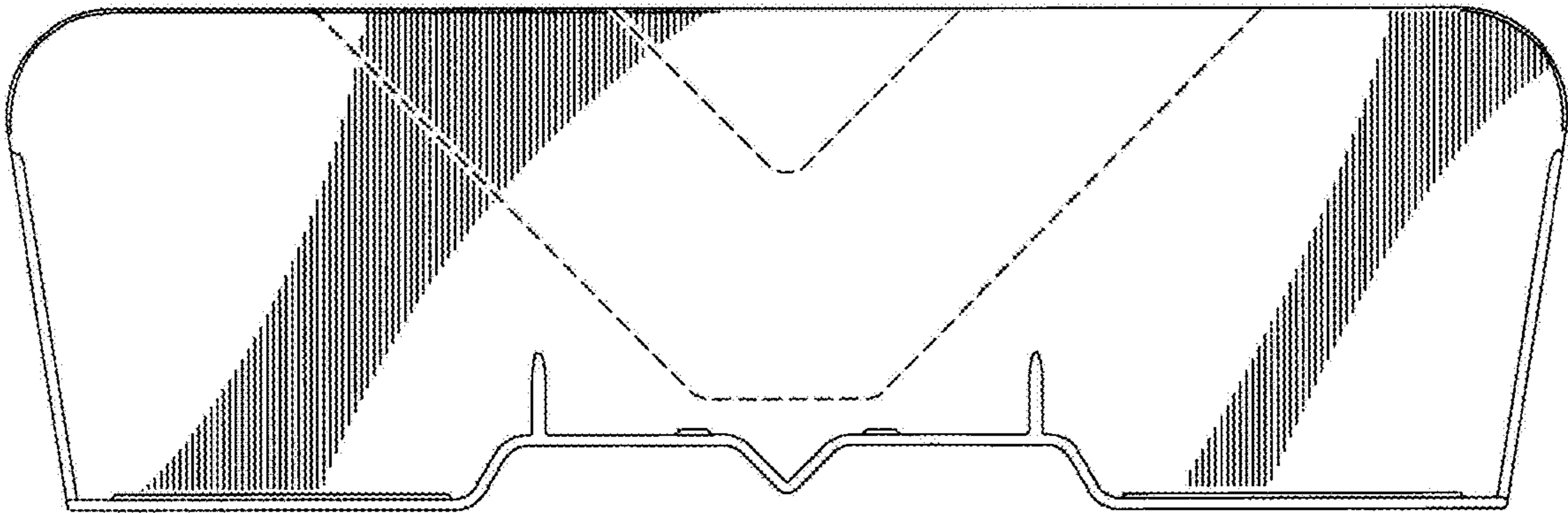


Fig. 6

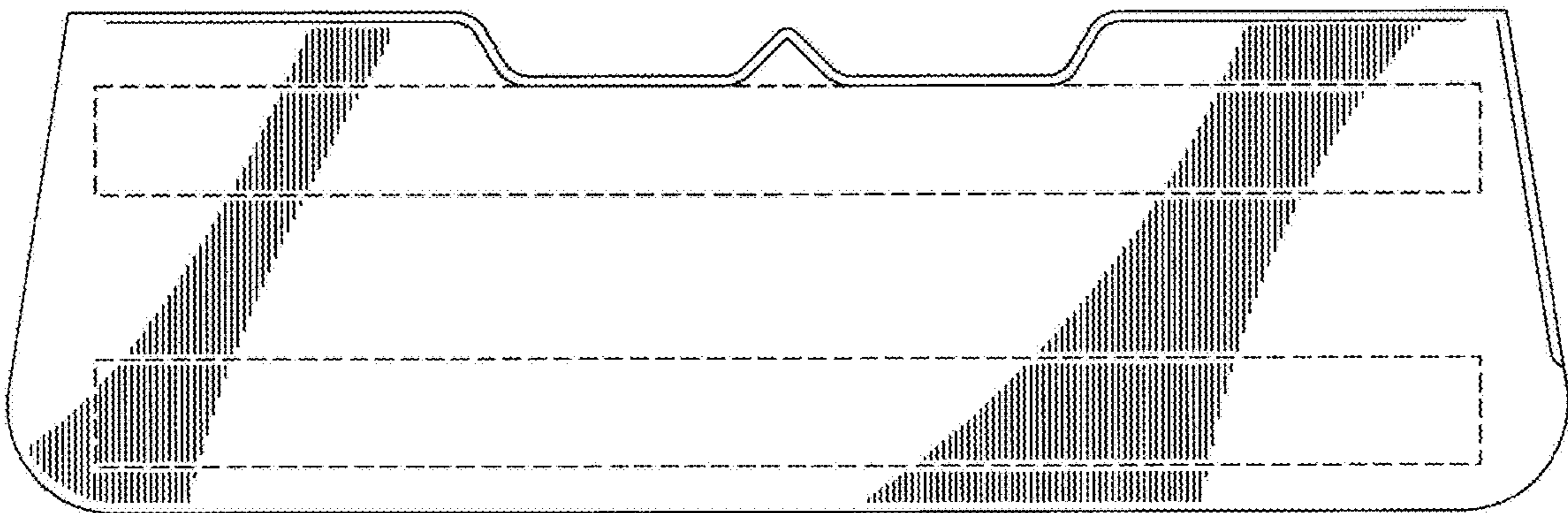


Fig. 7