



US00D909272S

(12) **United States Design Patent**
Chung

(10) **Patent No.:** **US D909,272 S**

(45) **Date of Patent:** **** *Feb. 2, 2021**

(54) **WHEEL**

(71) Applicant: **Wheel Pros, LLC**, Greenwood Village, CO (US)

(72) Inventor: **Suny Chung**, Anaheim, CA (US)

(*) Notice: This patent is subject to a terminal disclaimer.

(**) Term: **15 Years**

(21) Appl. No.: **29/701,371**

(22) Filed: **Aug. 12, 2019**

(51) **LOC (13) Cl.** **12-16**

(52) **U.S. Cl.**
USPC **D12/209**

(58) **Field of Classification Search**

USPC D12/204-213; D21/563
CPC B60B 7/00; B60B 7/02; B60B 7/04; B60B 7/01; B60B 7/06; B60B 3/02; B60B 3/04; B60B 3/06; B60B 3/10; B60B 1/00; B60B 1/08; B60B 1/10; B60B 1/12

See application file for complete search history.

(56) **References Cited**

U.S. PATENT DOCUMENTS

D291,796 S	9/1987	Reid
D361,975 S	9/1995	Weld
D391,216 S	2/1998	Bollmann
D408,775 S	4/1999	Shikado
D453,492 S	2/2002	Laengerer
D455,698 S	4/2002	Chung
D467,212 S	12/2002	Noriega
D470,094 S	2/2003	van Hooydonk
D480,036 S	9/2003	Laengerer
D482,996 S	12/2003	Sulahian
D492,925 S	7/2004	Fitzgerald
D496,317 S	9/2004	Kataoka

D499,684 S	12/2004	Cheng
D502,438 S	3/2005	Weld
D504,859 S	5/2005	Sulahian
D505,374 S	5/2005	Aleman
D510,307 S	10/2005	Howes
D523,797 S	6/2006	Gallert
D524,212 S	7/2006	Phillips
D524,220 S	7/2006	Scheu
D528,495 S	9/2006	Truebsbach
D542,209 S	5/2007	Pfeiffer
D549,148 S	8/2007	Buschmann
D569,777 S	5/2008	Chung
D577,650 S	9/2008	Chung
D579,845 S	11/2008	Chung
D582,831 S	12/2008	Musser
D596,009 S	7/2009	Sawhney et al.
D598,357 S	8/2009	Chung
D617,723 S	6/2010	Zhao
D623,109 S	9/2010	Markefka
D635,903 S	4/2011	Zhang
D654,007 S	2/2012	Nissl
D654,420 S	2/2012	Guay
D660,771 S	5/2012	Mueller-Stolz
D669,009 S	10/2012	Chung
D686,961 S	7/2013	Chung
D695,193 S	12/2013	Kong
D698,298 S	1/2014	Cortes

(Continued)

Primary Examiner — Stacia A Cadmus

(74) *Attorney, Agent, or Firm* — Eric Hanscom

(57) **CLAIM**

The ornamental design for a wheel, as shown and described.

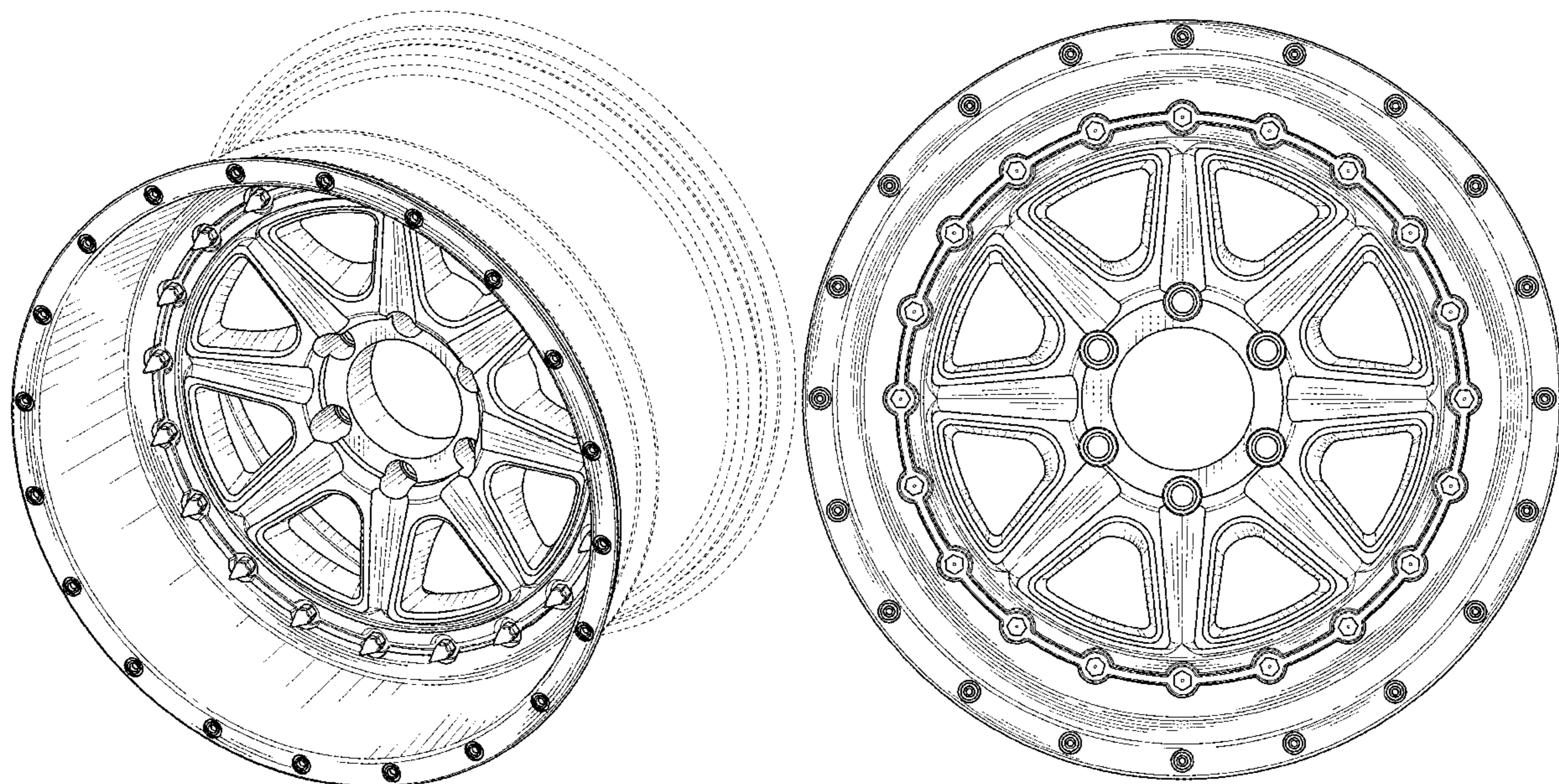
DESCRIPTION

FIG. 1 is a perspective view of a wheel showing my new design; and,

FIG. 2 is a front view thereof.

In the drawings, broken lines shown in the drawings depict environmental subject matter only and form no part of the claimed design.

1 Claim, 2 Drawing Sheets



(56)

References Cited

U.S. PATENT DOCUMENTS

D698,300 S	1/2014	Chung	
D702,172 S	4/2014	Chung	
D704,117 S	5/2014	Chung	
D704,617 S	5/2014	Chung	
D706,197 S	6/2014	Chung	
D707,167 S	6/2014	Chung	
D709,020 S	7/2014	Chung	
D713,316 S	9/2014	Song	
D714,207 S	9/2014	Kim	
D717,709 S	11/2014	Valencia Pollex	
D719,496 S *	12/2014	Johnson	D12/209
D719,893 S	12/2014	Kim	
D731,946 S	6/2015	Chung	
D742,293 S	11/2015	Chung	
D751,481 S *	3/2016	Chung	D12/209
D751,966 S *	3/2016	Zhao	D12/211
D753,046 S	4/2016	Liffick	
D756,882 S	5/2016	Tirado	
D766,805 S	9/2016	Chung	
D769,785 S	10/2016	Wells	
D780,655 S	3/2017	Trim	
D813,137 S *	3/2018	Sempek	D12/209
D817,245 S *	5/2018	Chung	D12/209
D817,840 S *	5/2018	Chung	D12/209
D828,271 S *	9/2018	Han	D12/211
D842,185 S *	3/2019	Chung	D12/209
D860,908 S *	9/2019	Han	D12/209
D865,615 S *	11/2019	Tran	D12/209
D875,018 S *	2/2020	Han	D12/211
D883,893 S *	5/2020	Johnson	D12/211
D889,365 S *	7/2020	Han	D12/209
D897,926 S *	10/2020	Chung	D12/209

* cited by examiner

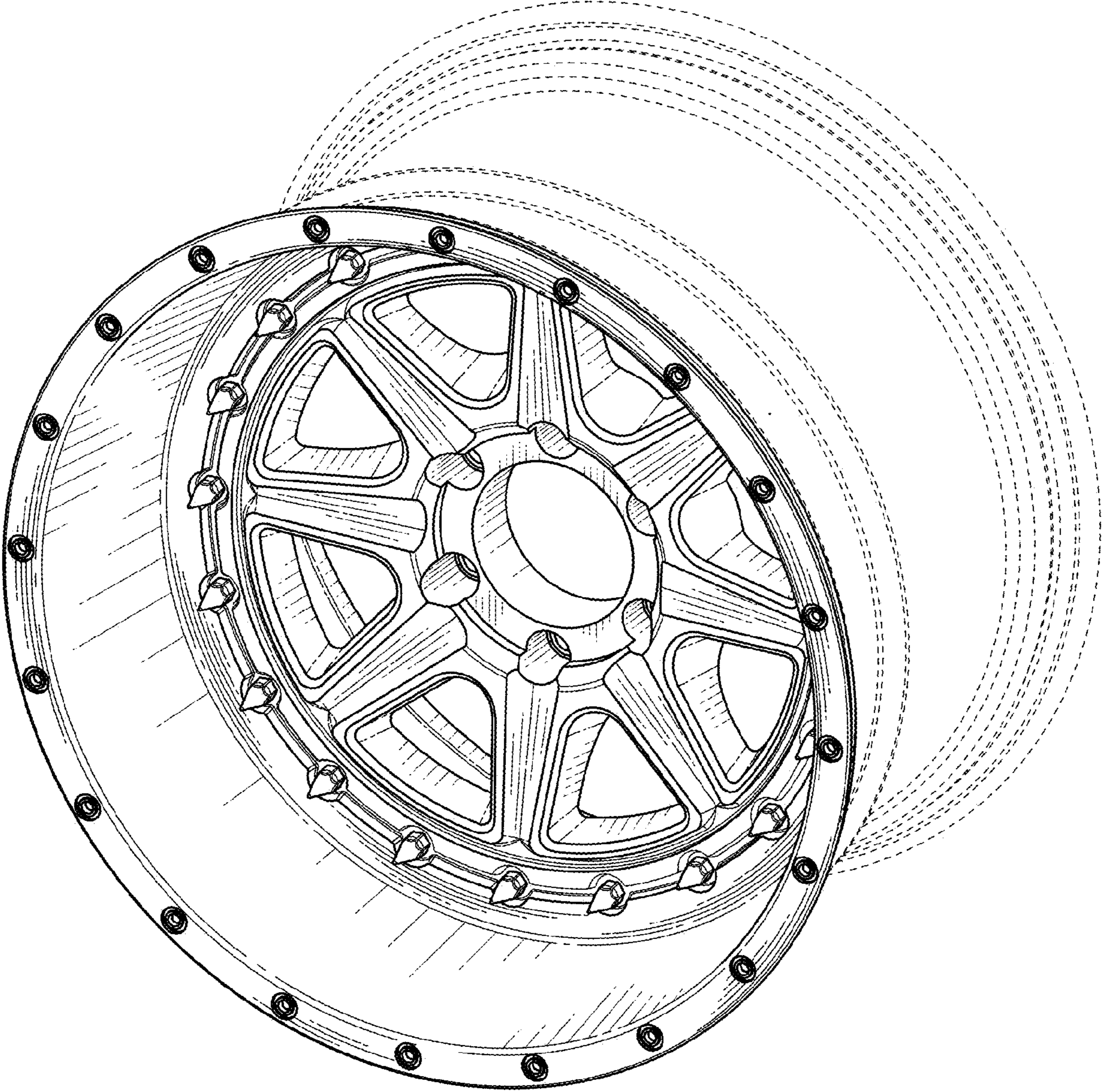


FIG. 1

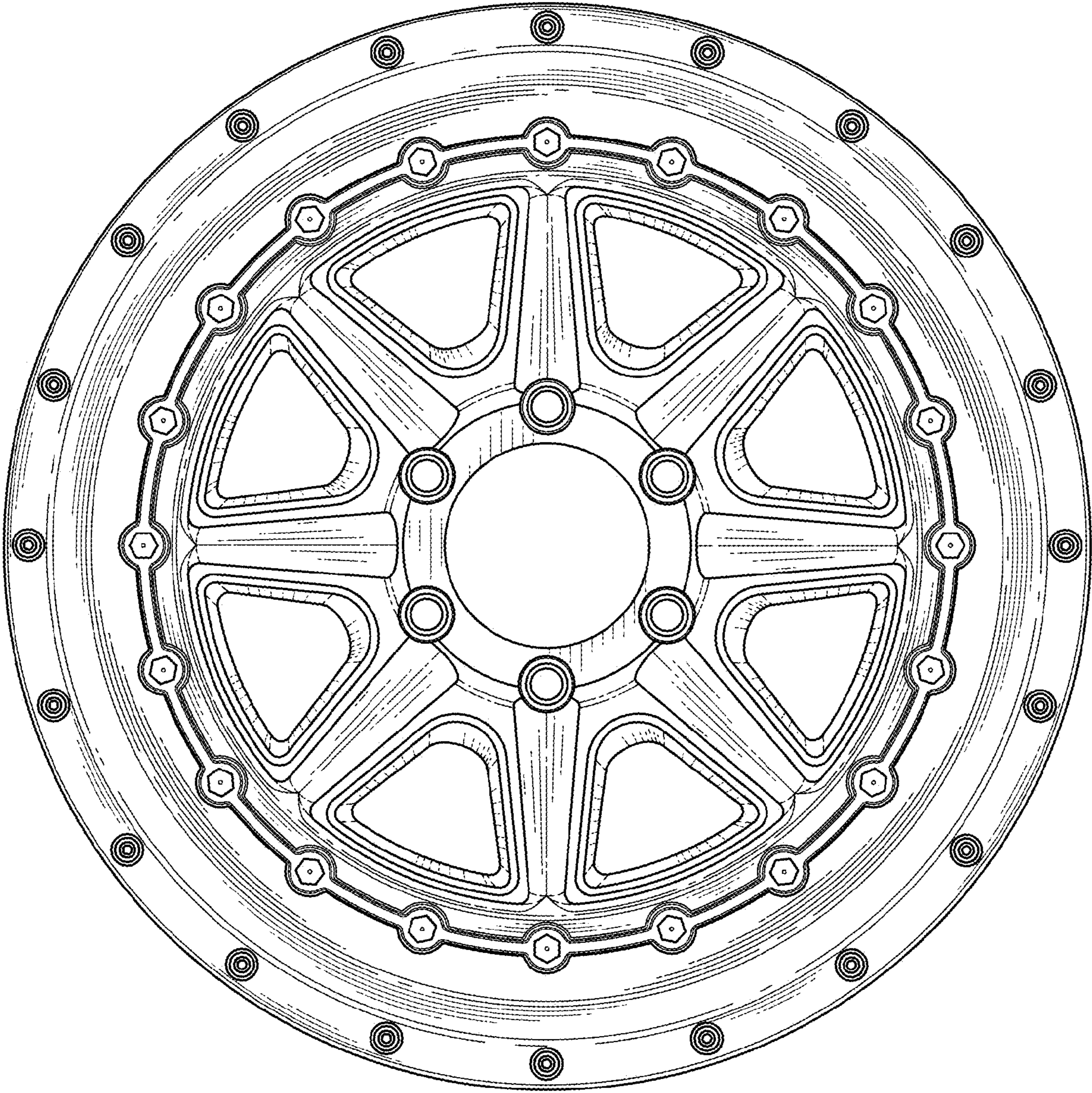


FIG. 2