



US00D909269S

(12) **United States Design Patent**
Fanizza

(10) **Patent No.:** **US D909,269 S**

(45) **Date of Patent:** **** Feb. 2, 2021**

(54) **VEHICLE WHEEL**

(71) Applicant: **Maxion Wheels Germany Holding GmbH, Königswinter (DE)**

(72) Inventor: **Iosef Fanizza, Königswinter (DE)**

(73) Assignee: **Maxion Wheels Germany Holding GmbH, Königswinter (DE)**

(**) Term: **15 Years**

(21) Appl. No.: **29/683,897**

(22) Filed: **Mar. 16, 2019**

(30) **Foreign Application Priority Data**

Sep. 18, 2018 (DE) 40 2018 100 942

(51) **LOC (13) Cl.** **12-16**

(52) **U.S. Cl.**
USPC **D12/204**

(58) **Field of Classification Search**

USPC D12/204-213; D21/563

CPC B60B 7/00; B60B 7/02; B60B 7/04; B60B

7/01; B60B 7/06; B60B 3/02; B60B 3/04;

B60B 3/06; B60B 3/10; B60B 1/00;

B60B 1/08; B60B 1/10; B60B 1/12

See application file for complete search history.

(56) **References Cited**

U.S. PATENT DOCUMENTS

D103,687 S 3/1937 Pattison
D196,789 S 11/1963 Pyshe

D284,753 S	7/1986	Hedlund	
D300,526 S	4/1989	Gilliam	
D358,797 S	5/1995	Botterman	
D389,446 S *	1/1998	Bradley	D12/208
D451,457 S *	12/2001	Hale, Jr.	D12/208
D492,923 S	7/2004	Whitehead	
D504,378 S	4/2005	Grossenbacher et al.	
D527,324 S *	8/2006	Whitehead	D12/204
D578,946 S *	10/2008	Tirado	D12/208
D598,835 S *	8/2009	DeGeorge	D12/209
D721,999 S *	2/2015	Aleman	D12/204
D810,645 S *	2/2018	Sklyut	D12/204
D829,152 S *	9/2018	Caldwell	D12/209
D830,929 S *	10/2018	Sklyut	D12/204
D837,120 S *	1/2019	Caldwell	D12/209
D889,362 S *	7/2020	Lopes	D12/209

* cited by examiner

Primary Examiner — Stacia A Cadmus

(74) *Attorney, Agent, or Firm* — MacMillan, Sobanski & Todd, LLC

(57) **CLAIM**

The ornamental design for a vehicle wheel, as shown.

DESCRIPTION

FIG. 1 is a front perspective view of a vehicle wheel embodying the design.

FIG. 2 is a rear perspective view thereof.

FIG. 3 is a front view thereof.

FIG. 4 is a rear view thereof; and,

FIG. 5 is a side view thereof.

The remaining side, top and bottom views are identical to FIG. 5.

1 Claim, 5 Drawing Sheets







Fig. 1




Fig. 2




Fig. 3




Fig. 4




Fig. 5