



US00D909260S

(12) **United States Design Patent** (10) **Patent No.:** **US D909,260 S**
De Rudnicki et al. (45) **Date of Patent:** **** Feb. 2, 2021**

(54) **AIR FLOW GENERATOR**
(71) Applicants: **AXLR, SATT DU LANGUEDOC**
ROUSSILLON, Montpellier (FR);
INSTITUT NATIONAL DE
RECHERCHE EN SCIENCES ET
TECHNOLOGIES POUR
L'ENVIRONNEMENT ET
L'AGRICULTURE, Antony (FR)

(72) Inventors: **Vincent De Rudnicki**, Montpellier
(FR); **Jean-François Bonicel**,
Montpellier (FR); **Raphaël Cherfan**,
Grabels (FR)

(**) Term: **15 Years**

(21) Appl. No.: **35/506,731**

(22) Filed: **Nov. 5, 2018**

(80) **Hague Agreement Data**

Int. Filing Date: **Nov. 5, 2018**
Int. Reg. No.: **DM/200229**
Int. Reg. Date: **Nov. 5, 2018**
Int. Reg. Pub. Date: **May 10, 2019**

(51) **LOC (13) Cl.** **12-16**

(52) **U.S. Cl.**
USPC **D12/163**

(58) **Field of Classification Search**
USPC D12/194; D15/5
CPC ... F01N 1/04; F01N 1/24; F01N 13/08; F01N
13/082; F01N 13/085; F01N 13/087
See application file for complete search history.

(56) **References Cited**

U.S. PATENT DOCUMENTS

D278,326 S * 4/1985 Equi D12/194
D299,917 S * 2/1989 Lessel D12/194

D414,452 S * 9/1999 Verlengiere D12/194
D452,694 S * 1/2002 Irie D12/194
D551,607 S * 9/2007 LaRussa D12/194
D614,104 S * 4/2010 Waggoner D12/194
D622,647 S * 8/2010 Hilton D12/194
D707,258 S * 6/2014 Tomioka D15/5
D717,343 S * 11/2014 Chino D15/5
D719,075 S * 12/2014 Hilton D12/194
8,991,160 B2 * 3/2015 Katou F01N 3/106
60/295
9,062,589 B2 * 6/2015 Katou F01N 13/009
D804,383 S * 12/2017 Akrapovic D12/194
D812,100 S * 3/2018 Litchfield D15/5
D832,756 S * 11/2018 Akrapovic D12/194
D837,119 S * 1/2019 Akrapovic D12/194
D853,920 S * 7/2019 Hudnall D12/194
D866,425 S * 11/2019 Lee D12/194
D879,153 S * 3/2020 Koshin D15/5

* cited by examiner

Primary Examiner — Darlington Ly

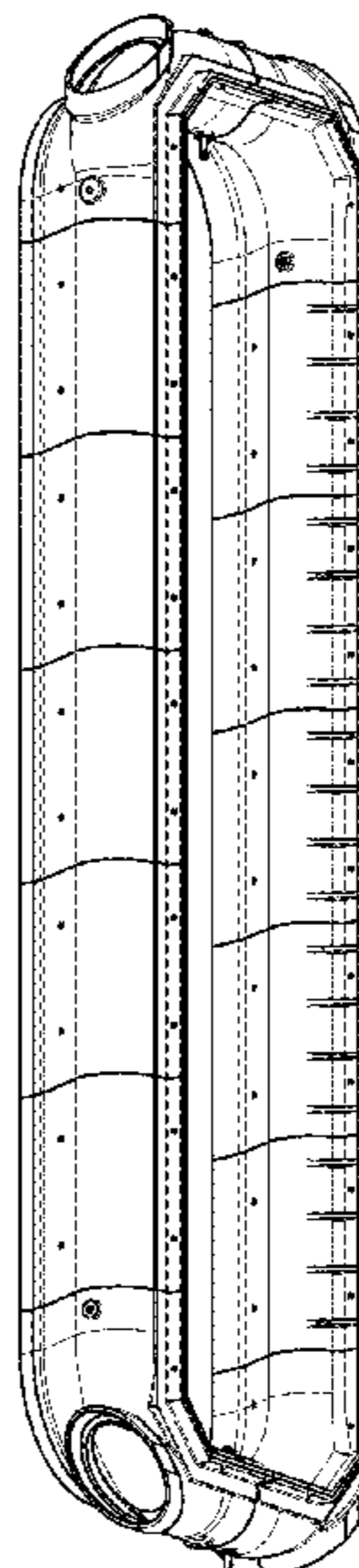
(57) **CLAIM**

The ornamental design for an air flow generator, as shown and described.

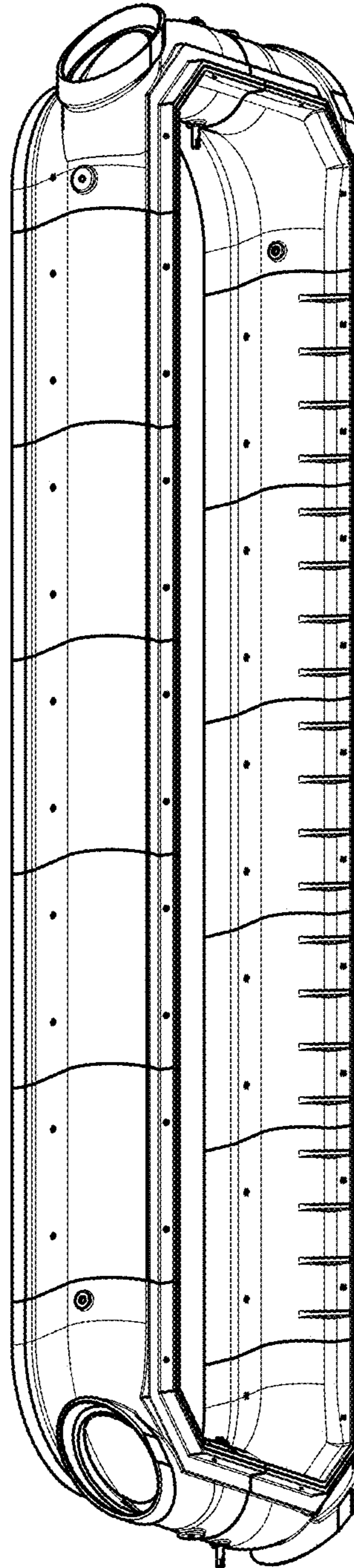
DESCRIPTION

1. Air flow generator
1.1. is a front, bottom, and left side perspective view of an air flow generator showing our new design;
1.2 is a front elevation view thereof;
1.3 is a rear elevation view thereof;
1.4 is a top plan view thereof;
1.5 is a bottom plan view thereof;
1.6 is a left side elevation view thereof; and
1.7 is a right side elevation view thereof.

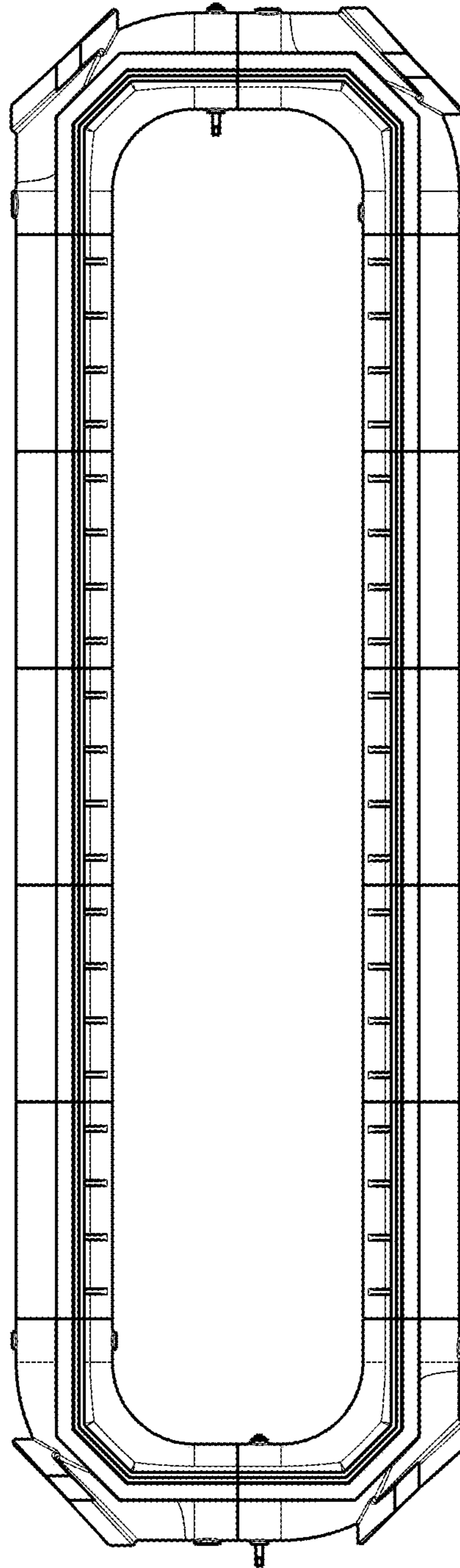
1 Claim, 7 Drawing Sheets



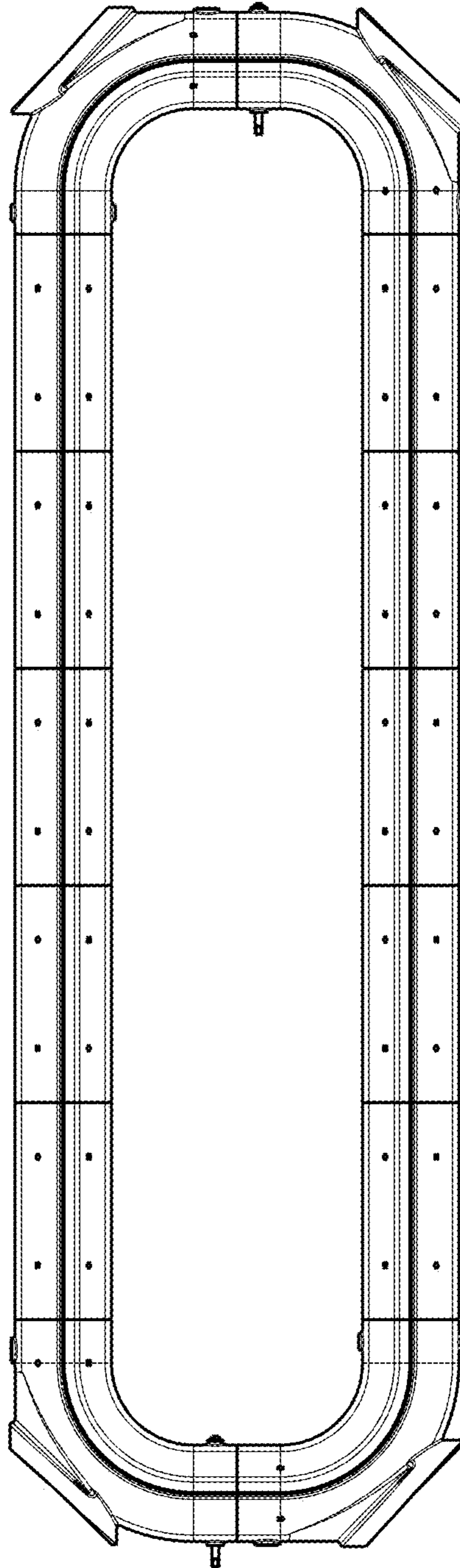
1.1



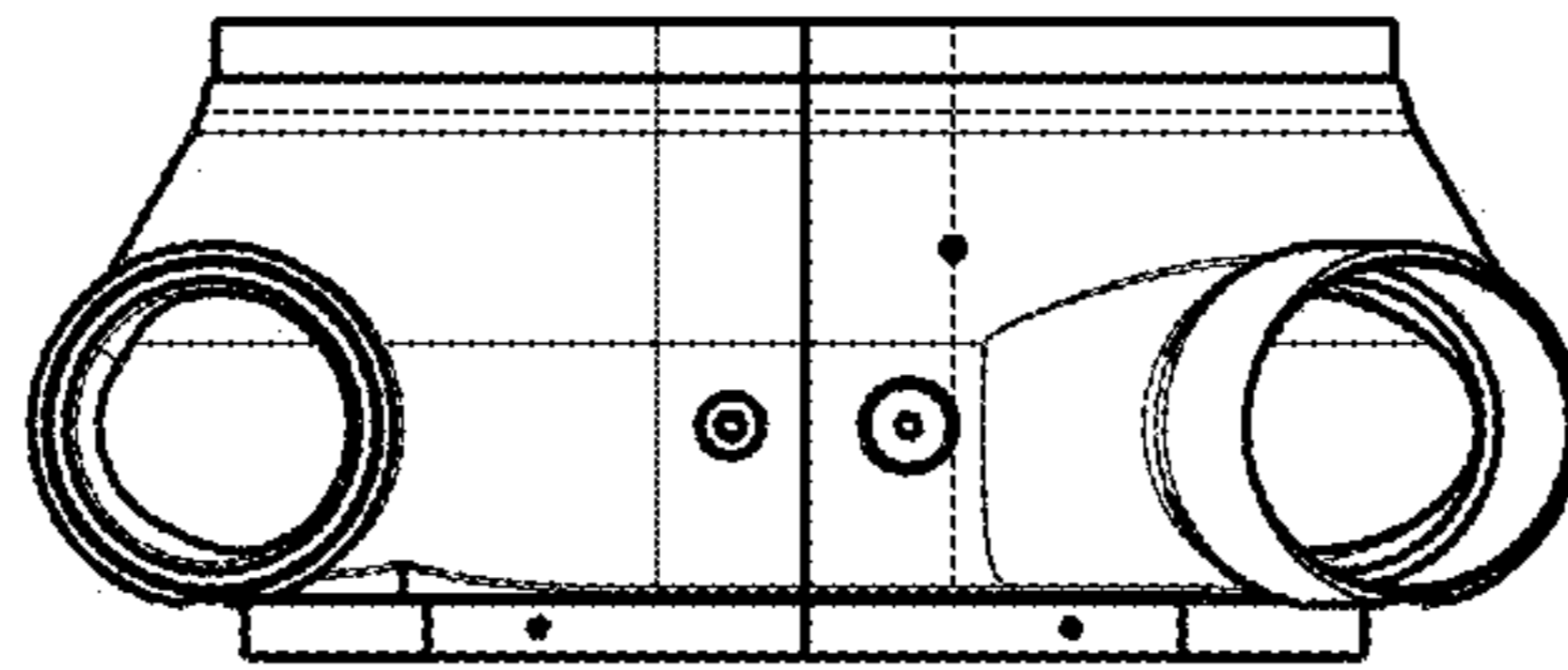
1.2



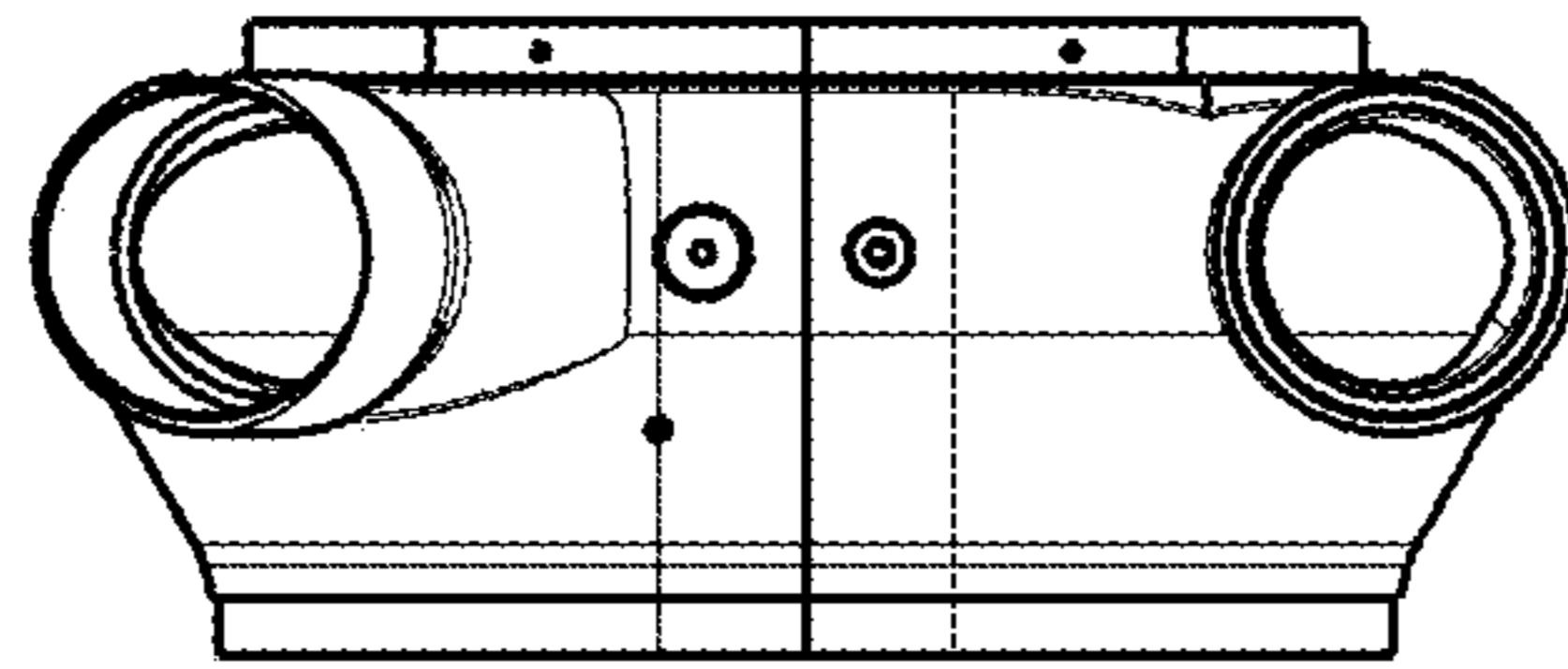
1.3



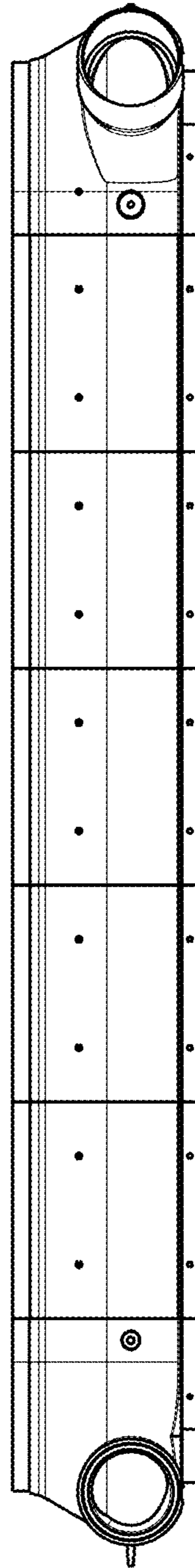
1.4



1.5



1.6



1.7

