



US00D909249S

(12) **United States Design Patent** (10) **Patent No.:** **US D909,249 S**
Tonello et al. (45) **Date of Patent:** **** Feb. 2, 2021**

(54) **MOTOR VEHICLE EXTERIOR**
(71) Applicant: **Ford Global Technologies, LLC,**
Dearborn, MI (US)
(72) Inventors: **Domenico Tonello,** Cologne (DE);
Jordan Demkiw, Cologne (DE); **Joel**
Piaskowski, Dusseldorf (DE); **Claudio**
Messale, Cologne (DE); **George**
Saridakis, Edinburgh (GB)
(73) Assignee: **Ford Global Technologies, LLC,**
Dearborn, MI (US)

D728,423 S * 5/2015 Rupar D12/91
D731,923 S * 6/2015 Tanaka D12/91
D736,119 S * 8/2015 Kaoud D12/91
D737,176 S * 8/2015 Kaoud D12/92
D741,224 S * 10/2015 Rupar D12/91
D741,752 S * 10/2015 Messale D12/91
D776,007 S * 1/2017 An D12/91
D788,643 S * 6/2017 Bucher D12/91
D823,166 S * 7/2018 Gueler D12/91
D823,167 S * 7/2018 Gueler D12/91
D832,142 S * 10/2018 Gueler D12/91
D832,143 S * 10/2018 Gueler D12/91
D867,930 S * 11/2019 Kwon D12/91
D869,339 S * 12/2019 Betancourt D12/92
D881,071 S * 4/2020 Tonello D12/91
D881,757 S * 4/2020 Tonello D12/92

(**) Term: **15 Years**

* cited by examiner

(21) Appl. No.: **29/731,373**

Primary Examiner — Melody N Brown

(22) Filed: **Apr. 14, 2020**

(57) **CLAIM**

Related U.S. Application Data

The ornamental design for a motor vehicle exterior, as shown and described.

(62) Division of application No. 29/661,863, filed on Aug. 31, 2018, now Pat. No. Des. 881,071.

DESCRIPTION

(51) **LOC (13) Cl.** **12-08**

(52) **U.S. Cl.**
USPC **D12/91**

(58) **Field of Classification Search**
USPC D12/86, 90-92; D21/424, 433, 434;
296/181.1-181.5, 183.1
CPC B62D 25/00; B62D 25/06; B62D 33/00;
B62D 35/00
See application file for complete search history.


FIG. 1 is a front elevational view of a motor vehicle exterior, showing our new design;
FIG. 2 is a rear elevational view thereof;
FIG. 3 is a left side elevational view thereof;
FIG. 4 is a right side elevational view thereof;
FIG. 5 is a top plan view thereof;
FIG. 6 is a top, front and left side perspective view thereof; and,
FIG. 7 is a top, rear, and left side perspective view thereof. Any broken lines represent an internal boundary of the design; the line itself and the area within form no part of the claim.

(56) **References Cited**

U.S. PATENT DOCUMENTS

D686,531 S * 7/2013 Lamm D12/91
D686,532 S * 7/2013 Lamm D12/91

1 Claim, 7 Drawing Sheets






FIG. 1




Fig. 2




Fig. 3




Fig. 4



Fig. 5



Fig. 6



Fig. 7