



US00D909241S

(12) **United States Design Patent** (10) **Patent No.:** **US D909,241 S**
Bielecki (45) **Date of Patent:** **** Feb. 2, 2021**

(54) **DECORATIVE BOW WITH FLOWERS**
(71) Applicant: **Pavel Bielecki**, Monterey, CA (US)
(72) Inventor: **Pavel Bielecki**, Monterey, CA (US)
(**) Term: **15 Years**
(21) Appl. No.: **29/641,576**
(22) Filed: **Mar. 22, 2018**
(51) **LOC (13) Cl.** **11-99**
(52) **U.S. Cl.**
USPC **D11/184**
(58) **Field of Classification Search**
USPC D11/184, 117, 121, 130; D9/419, 635;
428/4, 5; D28/41
CPC ... D04D 7/10; D04D 7/105; Y10T 428/24025
See application file for complete search history.

D433,960 S * 11/2000 Chen D11/117
D438,139 S * 2/2001 Mozena D11/117
D495,273 S * 8/2004 Cheng D11/184
D505,358 S * 5/2005 Cheng D11/184
D511,996 S * 11/2005 Kopsak D11/184
D539,162 S * 3/2007 Westbrook D11/184
D561,059 S * 2/2008 Aoyama D11/117
D570,048 S * 5/2008 Benson D28/41
D584,959 S * 1/2009 Tinsley D19/2
D607,773 S * 1/2010 Aoyama D11/124
D707,131 S * 6/2014 Terrasi D9/635
2009/0226643 A1* 9/2009 Shih D04D 7/10
428/4
2016/0060796 A1* 3/2016 Curley D04D 7/10
428/5

* cited by examiner

Primary Examiner — W. A. Teddy Falloway
(74) *Attorney, Agent, or Firm* — Quickpatents, LLC;
Kevin Prince

(56) **References Cited**

U.S. PATENT DOCUMENTS

2,806,313 A * 9/1957 James D04D 7/10
428/5
D181,198 S * 10/1957 Jamison et al. D11/117
4,724,175 A * 2/1988 LaBrosse D04D 7/105
428/4
5,026,578 A * 6/1991 Iname D04D 7/105
156/70
D333,802 S * 3/1993 Stabler 428/4
D342,464 S * 12/1993 Lardiere D11/184
D350,312 S * 9/1994 Edwards D11/184
D350,313 S * 9/1994 Edwards D11/184
D399,520 S * 10/1998 Miller D17/24
D402,918 S * 12/1998 Pacheco D11/184
D433,959 S * 11/2000 Chen D11/117


(57) **CLAIM**

I claim the ornamental design for a decorative bow with flowers, as shown and described.

DESCRIPTION

FIG. 1 is a perspective view of a decorative bow with flowers;
FIG. 2 is a top plan view of FIG. 1;
FIG. 3 is a front elevational view of FIG. 1;
FIG. 4 is a rear elevational view of FIG. 1;
FIG. 5 is a right-side elevational view of FIG. 1; and,
FIG. 6 is a left-side elevational view of FIG. 1.
It is understood that the bottom plan view of each embodiment forms no part of the claimed design.

1 Claim, 4 Drawing Sheets






FIG. 1




FIG. 2




FIG. 3




FIG. 4

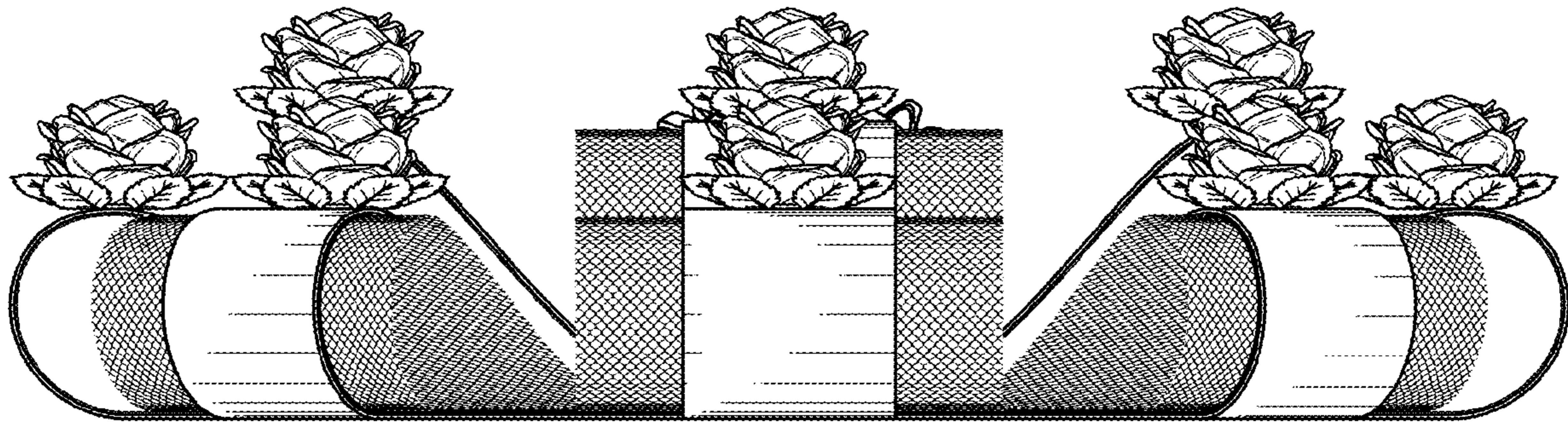


FIG. 5

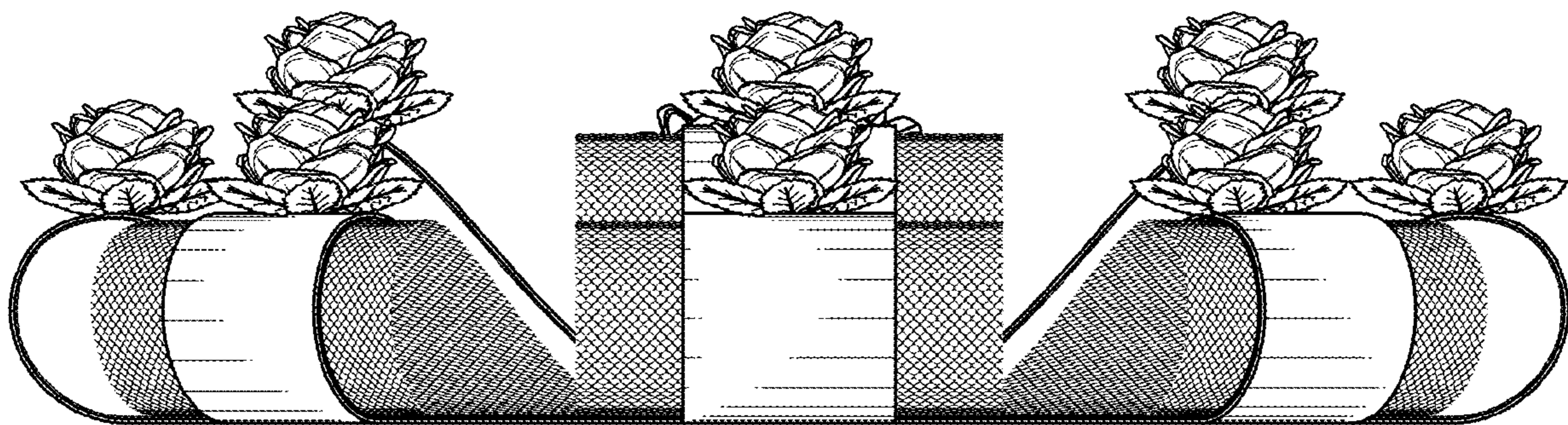


FIG. 6