



US00D909223S

(12) **United States Design Patent** (10) **Patent No.:** **US D909,223 S**
Stern (45) **Date of Patent:** **** Feb. 2, 2021**

(54) **WATCH DIAL**

(56) **References Cited**

(71) Applicant: **PATEK PHILIPPE SA GENEVE,**
Geneva (CH)

U.S. PATENT DOCUMENTS

(72) Inventor: **Thierry Stern,** Geneva (CH)

D604,653	S	*	11/2009	Kume	D10/122
D628,911	S	*	12/2010	Giannini	D10/32
D634,651	S	*	3/2011	Jorst	D10/39
D649,891	S	*	12/2011	Binda	D10/39
D650,705	S	*	12/2011	Blank	D10/32
D656,415	S	*	3/2012	Binda	D10/39
D710,731	S	*	8/2014	Calvani	D10/126
D722,901	S	*	2/2015	Cerrato	D10/126
D743,828	S	*	11/2015	Choisnes	D10/124
D746,712	S	*	1/2016	Cerrato	D10/124
9,639,064	B2	*	5/2017	Schneider	G04G 9/02
9,665,070	B2	*	5/2017	Dordor	G04G 17/02
D792,247	S	*	7/2017	Davoli	D10/39
D792,786	S	*	7/2017	Davoli	D10/39
D797,577	S	*	9/2017	Kauffmann	D10/39

(73) Assignee: **PATEK PHILIPPE SA GENEVE,**
Geneva (CH)

(**) Term: **15 Years**

(21) Appl. No.: **29/701,182**

(22) Filed: **Aug. 8, 2019**

* cited by examiner

Related U.S. Application Data

(62) Division of application No. 35/505,618, filed on Mar. 14, 2018 (U.S. filing date under 35 U.S.C. 384), and having an international filing date of Mar. 14, 2018, now Pat. No. Des. 870,568.

Primary Examiner — Richard E Chilcot

(74) *Attorney, Agent, or Firm* — Nixon & Vanderhye

(30) **Foreign Application Priority Data**

Mar. 14, 2018 (WO) DM/100716

(51) **LOC (13) Cl.** **10-07**

(52) **U.S. Cl.**

USPC **D10/126**

CPC **G04B 17/00** (2013.01)

(58) **Field of Classification Search**

USPC D10/30–39, 42, 122–128; 368/28, 223, 368/228, 232

CPC G04B 17/00; G04B 17/02; G04B 17/005; G04B 17/285; G04B 37/00; G04B 37/0058; G04B 45/00; G04B 45/02; G04B 45/0038; G04B 45/0069; G04B 45/0076; G04B 29/00; G04B 19/268

See application file for complete search history.

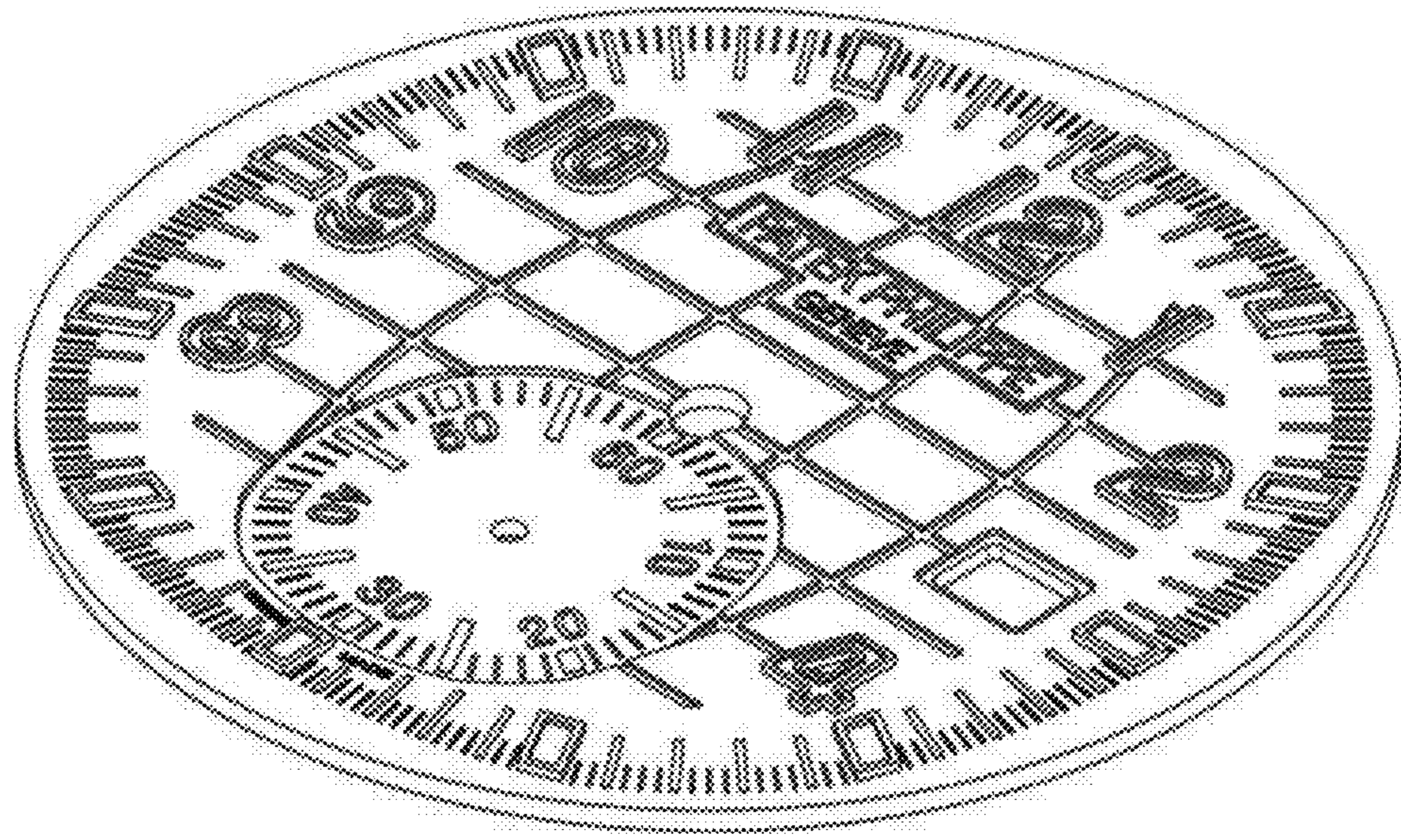
CLAIM

The ornamental design for a watch dial, as shown and described.

DESCRIPTION

FIG. 1 is a front elevation view of a watch dial showing the new design; FIG. 2 is a rear elevation view thereof; FIG. 3 is a side elevation view thereof; FIG. 4 is an opposite side elevation view thereof as compared to FIG. 3; FIG. 5 is a bottom plan view thereof; FIG. 6 is a top plan view thereof; and, FIG. 7 is a front, bottom, and side perspective view thereof. The name “Patek Philippe” disclosed on the watch dial forming part of the claimed design is a registered trademark of Patek Philippe, which is the Applicant and Assignee of this application.

1 Claim, 7 Drawing Sheets



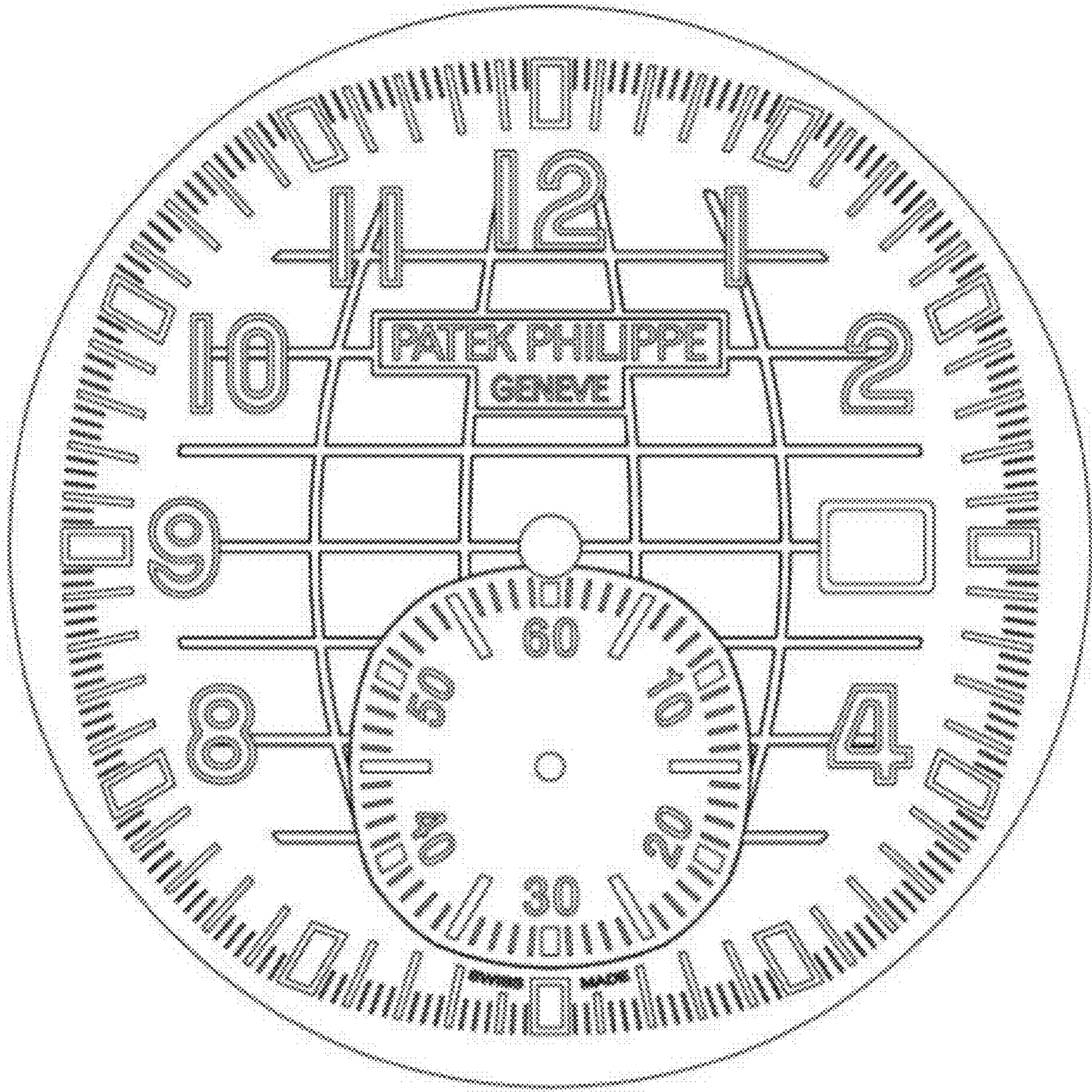


FIG. 1




FIG. 2




FIG. 3

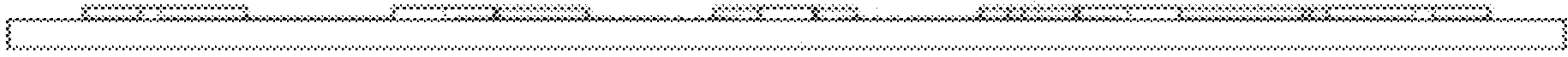


FIG. 4




FIG. 5




FIG. 6

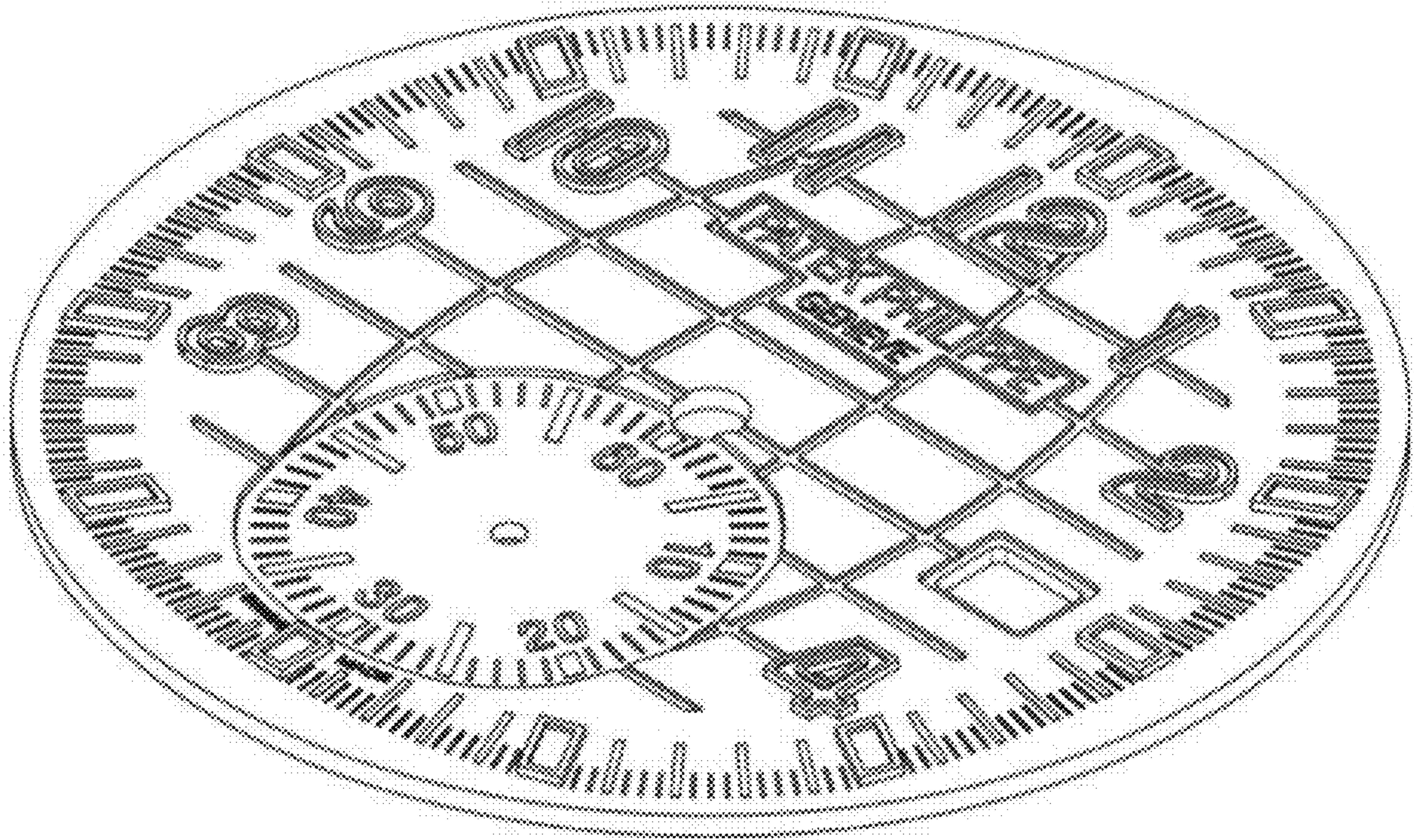


FIG. 7