

US00D909210S

(12) **United States Design Patent** (10) **Patent No.:** **US D909,210 S**
Manhas et al. (45) **Date of Patent:** **** *Feb. 2, 2021**

(54) **VENTED POUCH**

(71) Applicant: **0903608 B.C. Ltd.**, Vancouver (CA)

(72) Inventors: **Karan Manhas**, Vancouver (CA);
Annett Rozek, Vancouver (CA);
Nathan Woodbury, Vancouver (CA);
Robert James Etsu Takeuchi,
Vancouver (CA)

(*) Notice: This patent is subject to a terminal disclaimer.

(**) Term: **15 Years**

(21) Appl. No.: **29/654,237**

(22) Filed: **Jun. 21, 2018**

Related U.S. Application Data

(63) Continuation-in-part of application No. 15/851,550, filed on Dec. 21, 2017, which is a continuation-in-part of application No. 15/037,513, filed on May 18, 2016.

(51) **LOC (13) Cl.** **09-05**

(52) **U.S. Cl.**
USPC **D9/702**

(58) **Field of Classification Search**

USPC D9/702-714, 414-415, 418-419,
D9/430-431, 434, 424, 631, 737, 560;
206/236, 242, 286-287, 260, 271, 273;
211/85.3; 229/103.2, 87.01, 116.1, 87.05,
229/87.19, 117.12, 100; 150/100, 107,
150/112, 118; D27/186-191, 183;
D3/273, 299-301, 232, 276, 295, 303,
D3/226, 240, 315, 203.1; 383/108-109,
383/105-114, 121.1, 33, 200, 61.1, 42,

(Continued)

(56) **References Cited**

U.S. PATENT DOCUMENTS

D555,009 S * 11/2007 Lin D9/707
D602,377 S * 10/2009 Lin D9/709

(Continued)

Primary Examiner — Abraham Bahta

(74) *Attorney, Agent, or Firm* — Graeme Herring

(57) **CLAIM**

The ornamental design for a vented pouch, as shown and described.

DESCRIPTION

FIG. 1 is a top plan view of a first embodiment of a vented pouch in a closed configuration;

FIG. 2 is a top plan view of the first embodiment thereof in a partially open configuration;

FIG. 3 is a top plan view of the first embodiment thereof in an open configuration;

FIG. 4 is a bottom plan view of the first embodiment thereof;

FIG. 5 is a front elevation view of the first embodiment thereof;

FIG. 6 is a back elevation view of the first embodiment thereof;

FIG. 7 is a right elevation view of the first embodiment thereof;

FIG. 8 is a left elevation view of the first embodiment thereof;

FIG. 9 is a top plan view of a second embodiment of a vented pouch in a closed configuration, wherein the bottom, front, back, right and left views are substantially identical to those of the first embodiment thereof detailed above; and,



FIG. 10 is a top plan view of a third embodiment of a vented pouch in a closed configuration, wherein the bottom, front, back, right and left views are substantially identical to those of the first embodiment thereof detailed above.

FIG. 10 is a top plan view of a third embodiment of a vented pouch in a closed configuration, wherein the bottom, front, back, right and left views are substantially identical to those of the first embodiment thereof detailed above.

FIG. 10 is a top plan view of a third embodiment of a vented pouch in a closed configuration, wherein the bottom, front, back, right and left views are substantially identical to those of the first embodiment thereof detailed above.

FIG. 10 is a top plan view of a third embodiment of a vented pouch in a closed configuration, wherein the bottom, front, back, right and left views are substantially identical to those of the first embodiment thereof detailed above.

1 Claim, 10 Drawing Sheets



(58) **Field of Classification Search**

USPC 383/119–120; D24/118, 121; 426/106;
222/92, 107, 215
CPC A45C 3/04; A45C 3/06; A45C 3/10; B65D
81/00; B65D 81/3813; B65D 81/02;
B65D 3/04; B65D 3/08; B65D 3/22;
B65D 85/1018; B65D 85/34; B65D 1/00;
B65D 33/04; B65D 33/06; B65D 31/10;
B65D 31/00

See application file for complete search history.

(56) **References Cited**

U.S. PATENT DOCUMENTS

D764,940 S * 8/2016 Garcia D9/703
D827,448 S * 9/2018 Theodoroff D9/703

* cited by examiner



FIG. 1

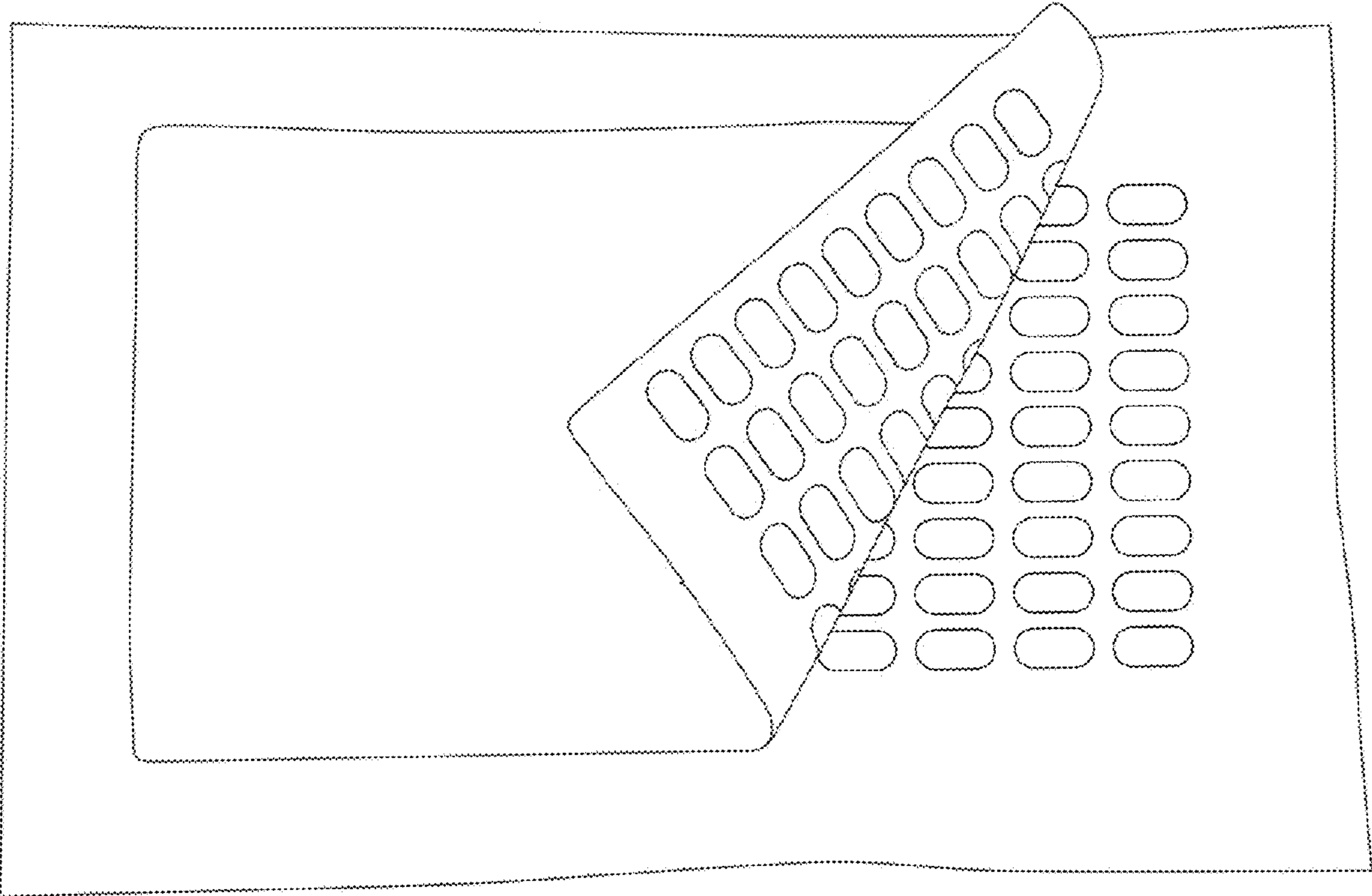


FIG. 2

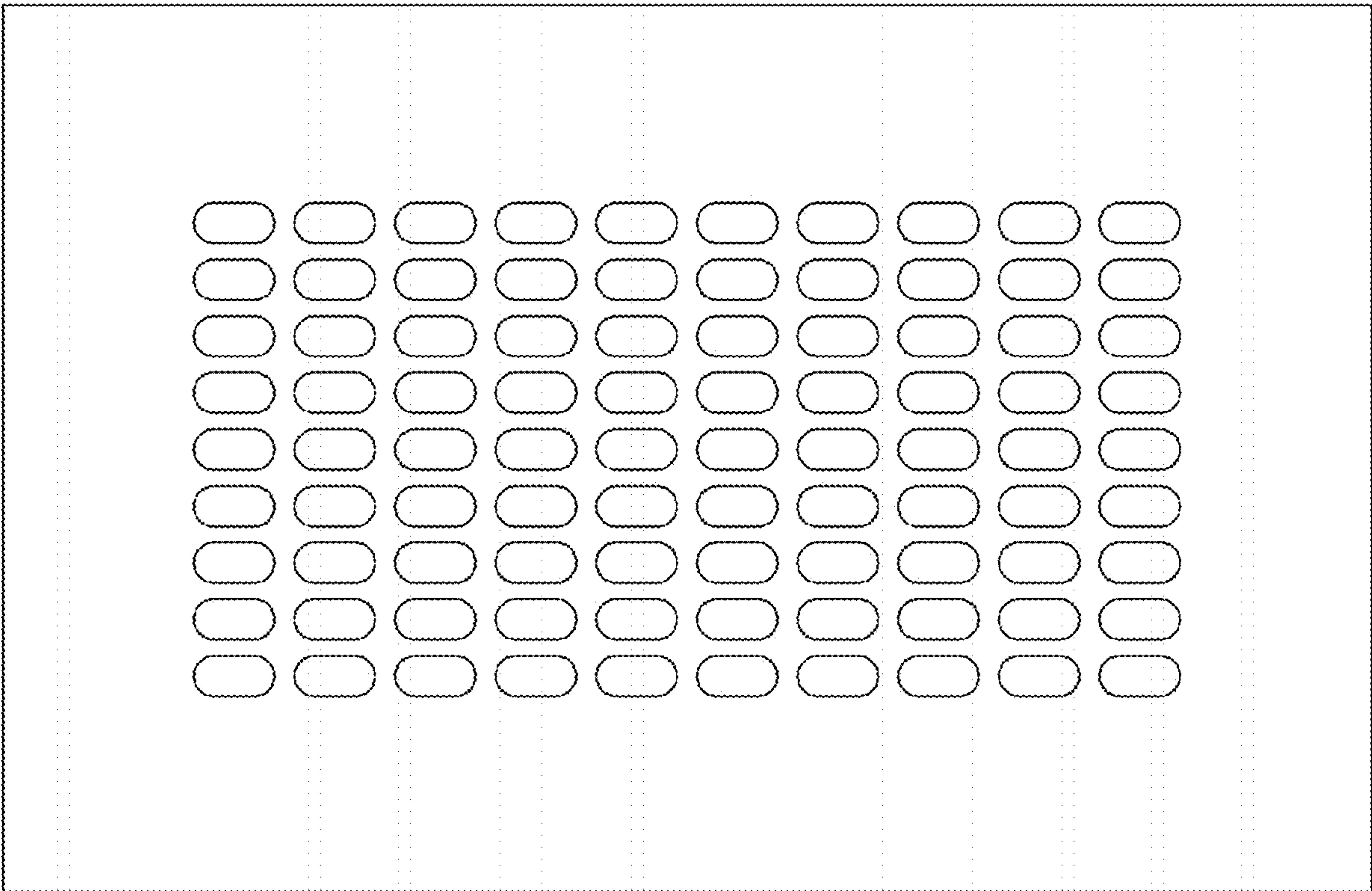


FIG. 3



FIG. 4



FIG. 5



FIG. 6



FIG. 7



FIG. 8




FIG. 9




FIG. 10