



US00D909187S

(12) **United States Design Patent** (10) **Patent No.:** **US D909,187 S**
Hanke et al. (45) **Date of Patent:** **** Feb. 2, 2021**

- (54) **ACCESSORY FOR A CABLE**
- (71) Applicant: **Apple Inc.**, Cupertino, CA (US)
- (72) Inventors: **Kyle J. Hanke**, Yorba Linda, CA (US);
Vijay Karthik Koneru, Los Angeles, CA (US);
Paulette Erika Priestley, Los Angeles, CA (US);
Derek E. Sterkel, Los Angeles, CA (US);
Chitose Abe, Tokyo (JP)
- (73) Assignee: **Apple Inc.**, Cupertino, CA (US)
- (**) Term: **15 Years**
- (21) Appl. No.: **29/690,696**
- (22) Filed: **May 9, 2019**
- (51) **LOC (13) Cl.** **08-05**
- (52) **U.S. Cl.**
USPC **D8/356**
- (58) **Field of Classification Search**
USPC D13/103, 107, 108, 110, 112, 118, 120,
D13/123, 133, 137.1, 145-147, 149-156,
D13/173, 177, 184, 199, 155; D14/240,
D14/242, 432-438, 435.1, 217, 223, 224,
D14/299, 396; D8/356, 394-396;
D11/200, 206, 220
CPC B65H 57/16; B63B 21/045; F16B 45/02;
H02J 7/0026
See application file for complete search history.

(56) **References Cited**

U.S. PATENT DOCUMENTS

577,220	A	2/1897	Whitehead
3,056,309	A	10/1962	Horste
D372,420	S	8/1996	Mendez
6,189,186	B1	2/2001	Boden
6,392,882	B1	5/2002	Chen et al.
6,405,414	B1	6/2002	Byrnes et al.
6,449,810	B1	9/2002	Kuwayama

D494,450	S	8/2004	Schultz et al.
D534,065	S	12/2006	Andre et al.
D577,990	S	10/2008	Andre et al.
D618,209	S *	6/2010	Andre D14/205
D618,985	S *	7/2010	Sjoqvist D8/356
D625,985	S *	10/2010	Mori H02G 3/32 D8/356
D629,803	S	12/2010	St. Ives
D648,685	S	11/2011	Symons

(Continued)

OTHER PUBLICATIONS

Amazon. OHill Cable Clips, 16 Pack Black Cord Organizer Cable Management for Organizing Cable Cords Home and Office, Self Adhesive Cord Holders. Nov. 14, 2018. <https://amzn.to/3i0mAVS> (Year: 2018).*

(Continued)

Primary Examiner — Darcey E Gottschalk
(74) *Attorney, Agent, or Firm* — Sterne, Kessler, Goldstein & Fox P.L.L.C.


(57) **CLAIM**

The ornamental design for an accessory for a cable, as shown and described.

DESCRIPTION

FIG. 1 is a top rear perspective view of an accessory for a cable showing the claimed design;
FIG. 2 is a front view thereof;
FIG. 3 is a rear view thereof;
FIG. 4 is a left side view thereof;
FIG. 5 is a right side view thereof;
FIG. 6 is a top view thereof;
FIG. 7 is a bottom view thereof; and,
FIG. 8 is a front perspective view thereof showing the claimed design in an environment in which it may be used. The broken lines in FIG. 8 show environment that forms no part of the claimed design.

1 Claim, 5 Drawing Sheets



(56)

References Cited

U.S. PATENT DOCUMENTS

D679,581 S 4/2013 Liu et al.
 8,602,370 B2 12/2013 McKenzie
 D708,052 S 7/2014 Symons
 D720,606 S * 1/2015 Mathews D8/356
 8,925,158 B2 1/2015 Fried
 D723,363 S * 3/2015 Symons D8/396
 D728,351 S 5/2015 Martinson
 D741,700 S * 10/2015 Mock F16D 1/0864
 D8/396
 D745,380 S 12/2015 Williams et al.
 D747,413 S 1/2016 Hoyt Drazen
 D752,955 S 4/2016 Rowan
 D754,530 S * 4/2016 Schroeder D8/396
 9,301,580 B1 4/2016 Rafaelian
 D762,588 S 8/2016 Chin
 D763,671 S 8/2016 Sizelove
 9,468,283 B2 10/2016 Meillan
 D786,048 S 5/2017 Grewal
 D862,209 S * 10/2019 Fusi D8/356

D871,894 S * 1/2020 Brett D8/356
 2003/0037416 A1 2/2003 Buettell
 2005/0230143 A1 10/2005 Simmons et al.
 2012/0057740 A1 3/2012 Rosal
 2013/0017011 A1 1/2013 Miron
 2014/0360771 A1 12/2014 Itani et al.
 2015/0027778 A1 1/2015 Murao et al.

OTHER PUBLICATIONS

Amazon. Desktop Cable Clips Cable Management, Black Cable Tidy Self-Adhesive Desk Cable Organizer for Organizing Cable Cords Home and Office, 3 Pack Wire Management. Mar. 18, 2019. <https://www.amazon.com/Desktop-Management-Self-Adhesive-Organizer-Organizing/dp/B07PT7ZNC9> (Year: 2019).*

Surviving a Teacher's Salary. Pencil Grips from the Pencil Grip, Inc. Review. 2011. <https://www.survivingateacherssalary.com/pencil-grips-from-pencil-grip-inc/> (Year: 2011).*

Japanese Patent Office Document HB22000068 (House Beautiful, No. 12, vol. 151, p. 20), undated.

* cited by examiner

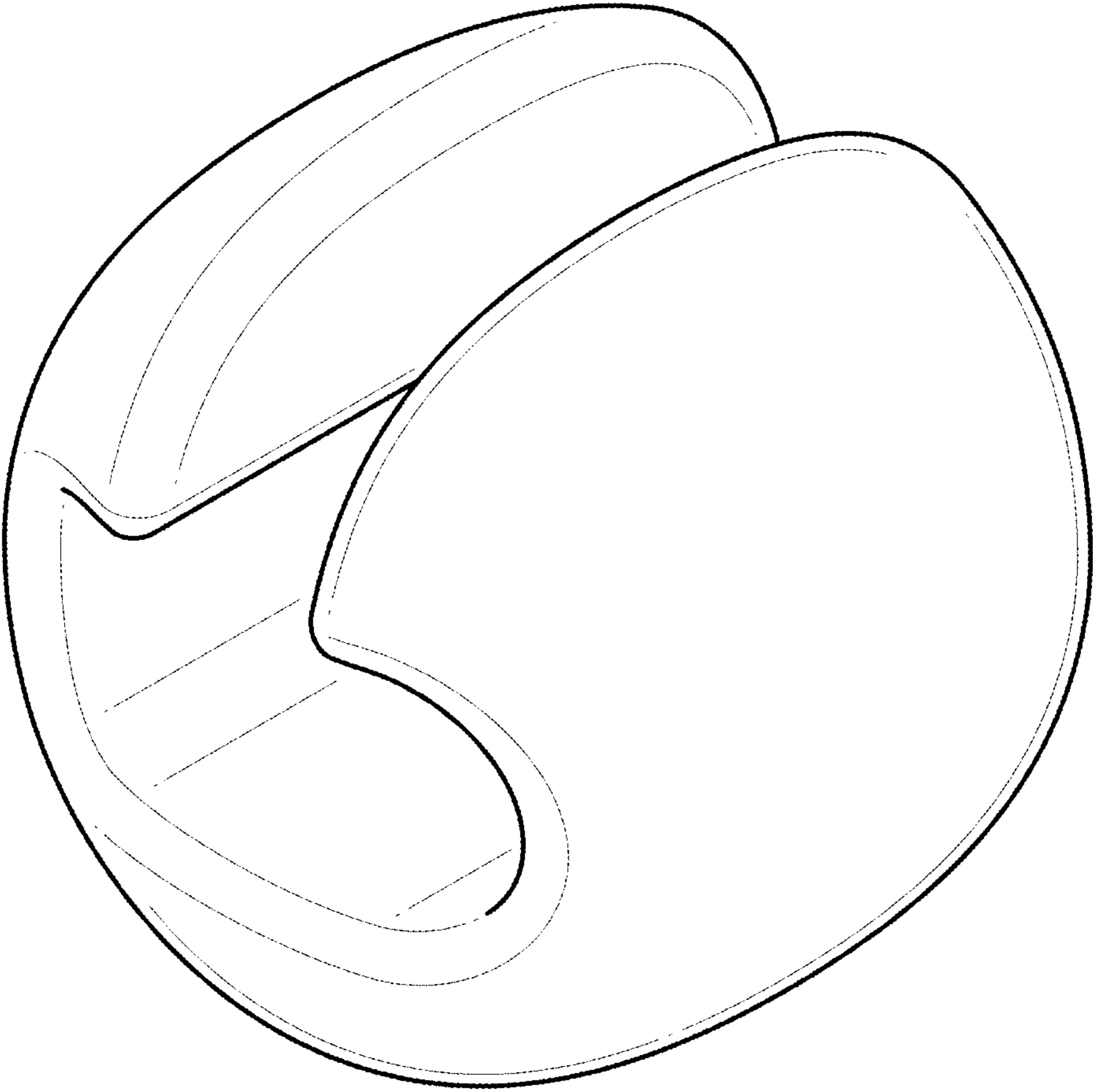


FIG. 1

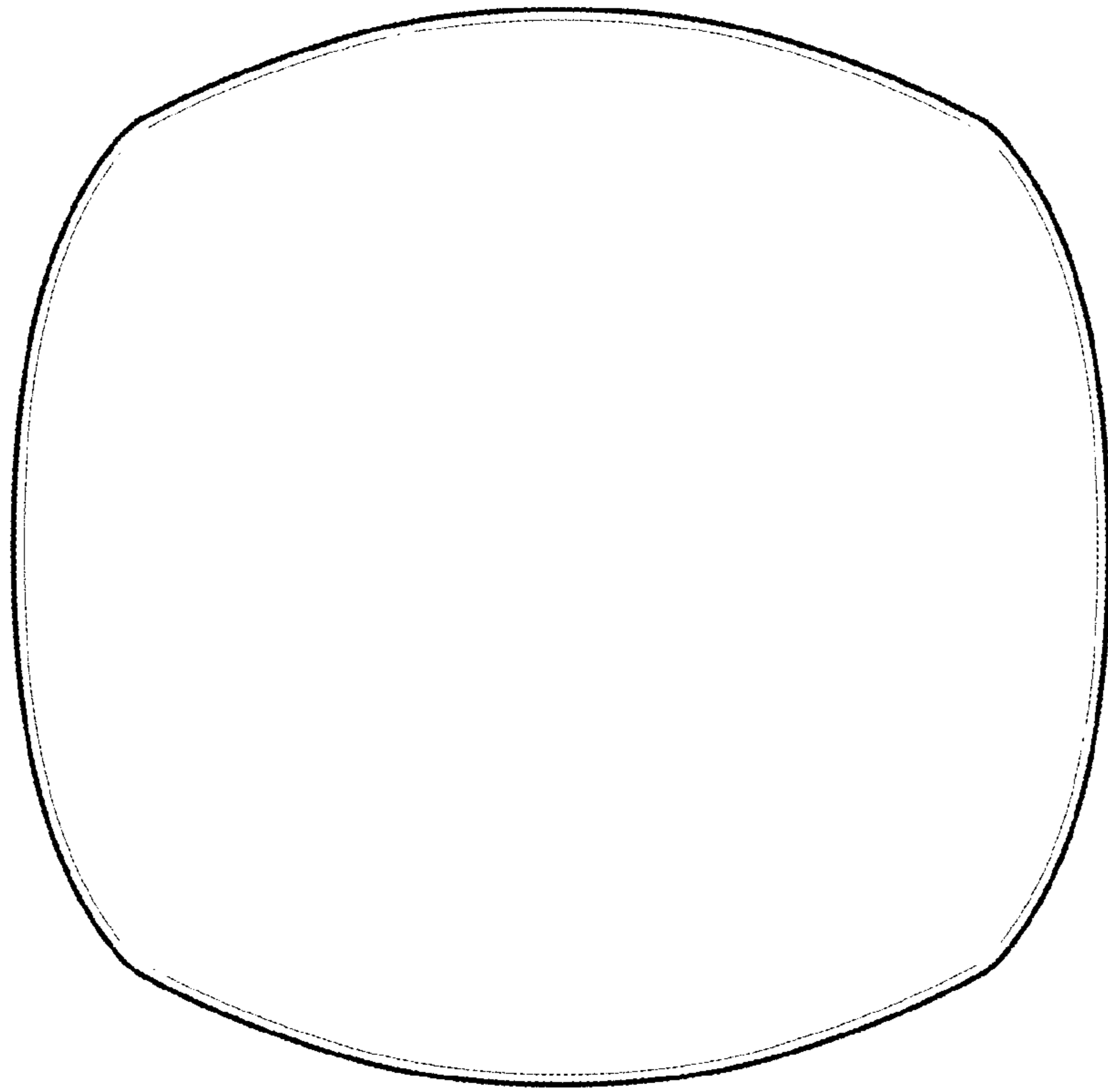


FIG. 2

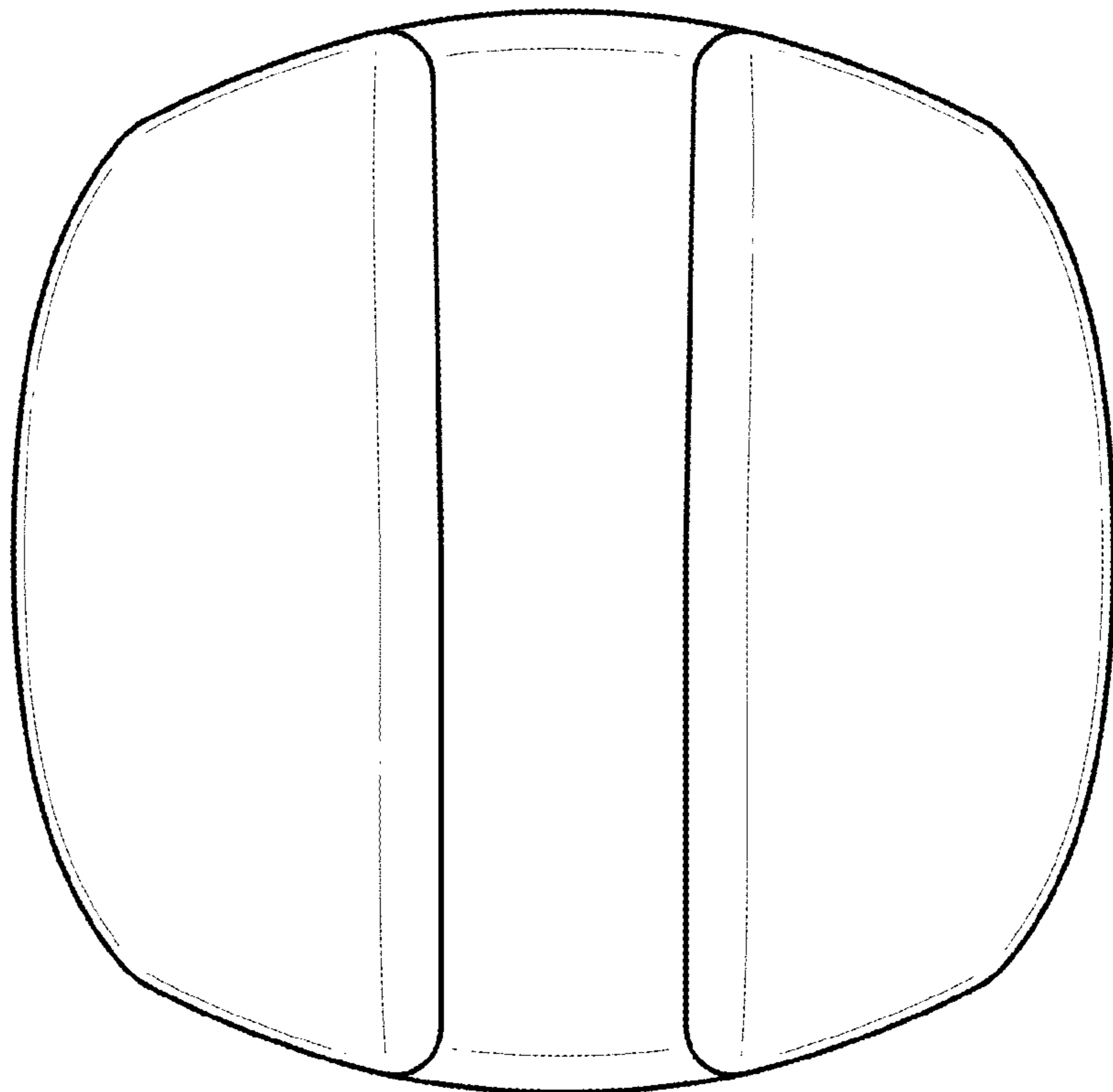


FIG. 3

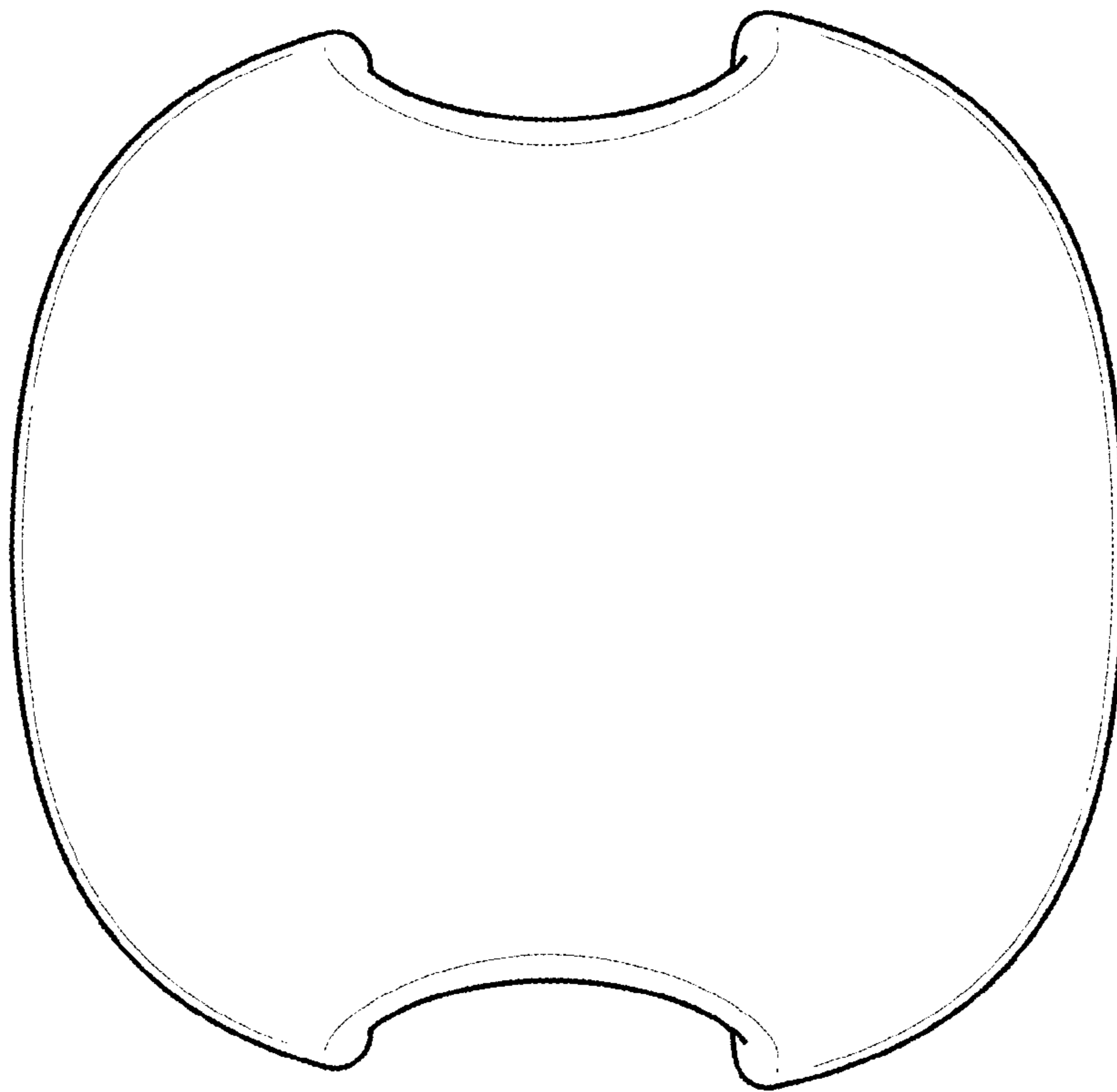


FIG. 4

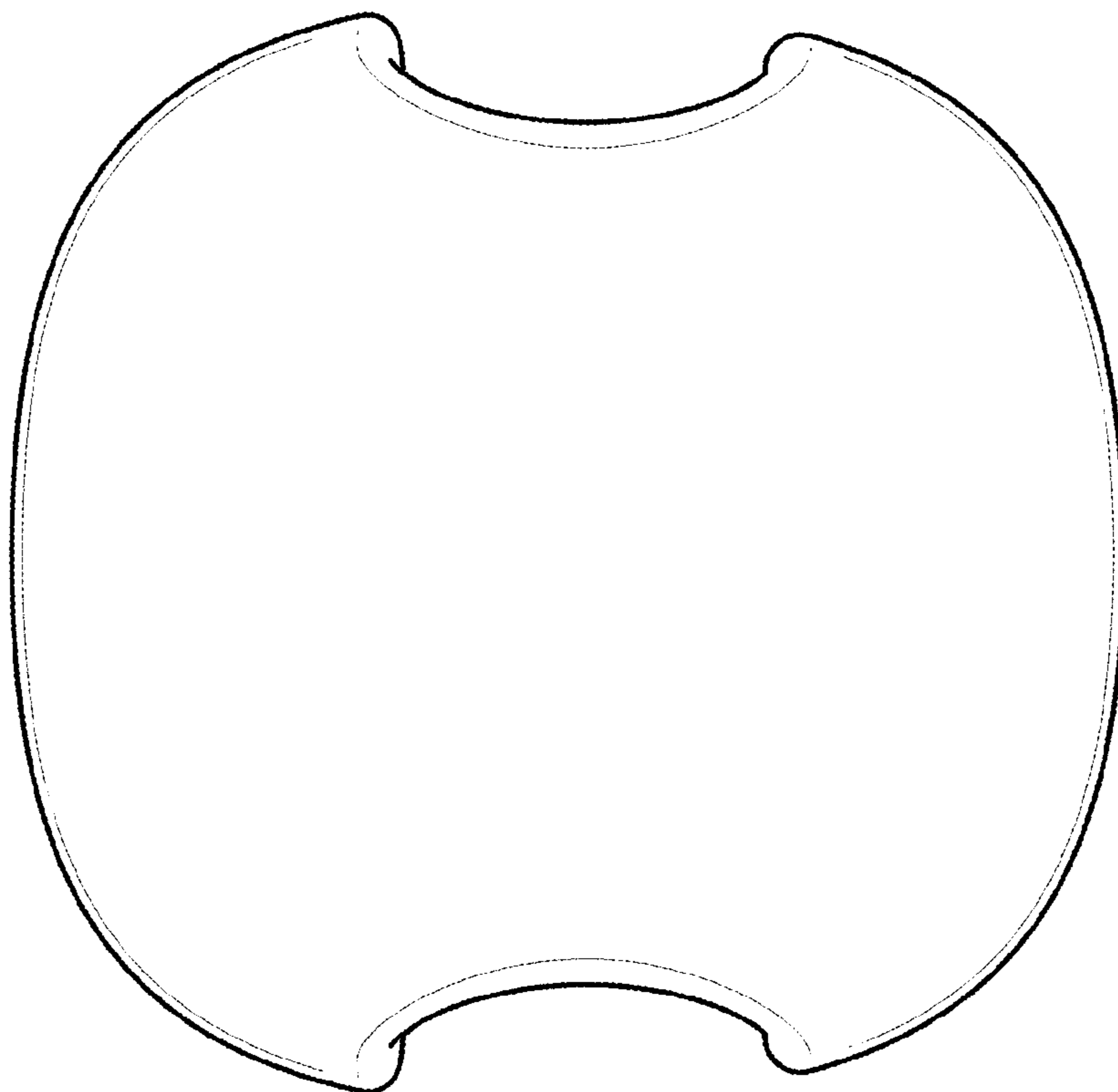


FIG. 5

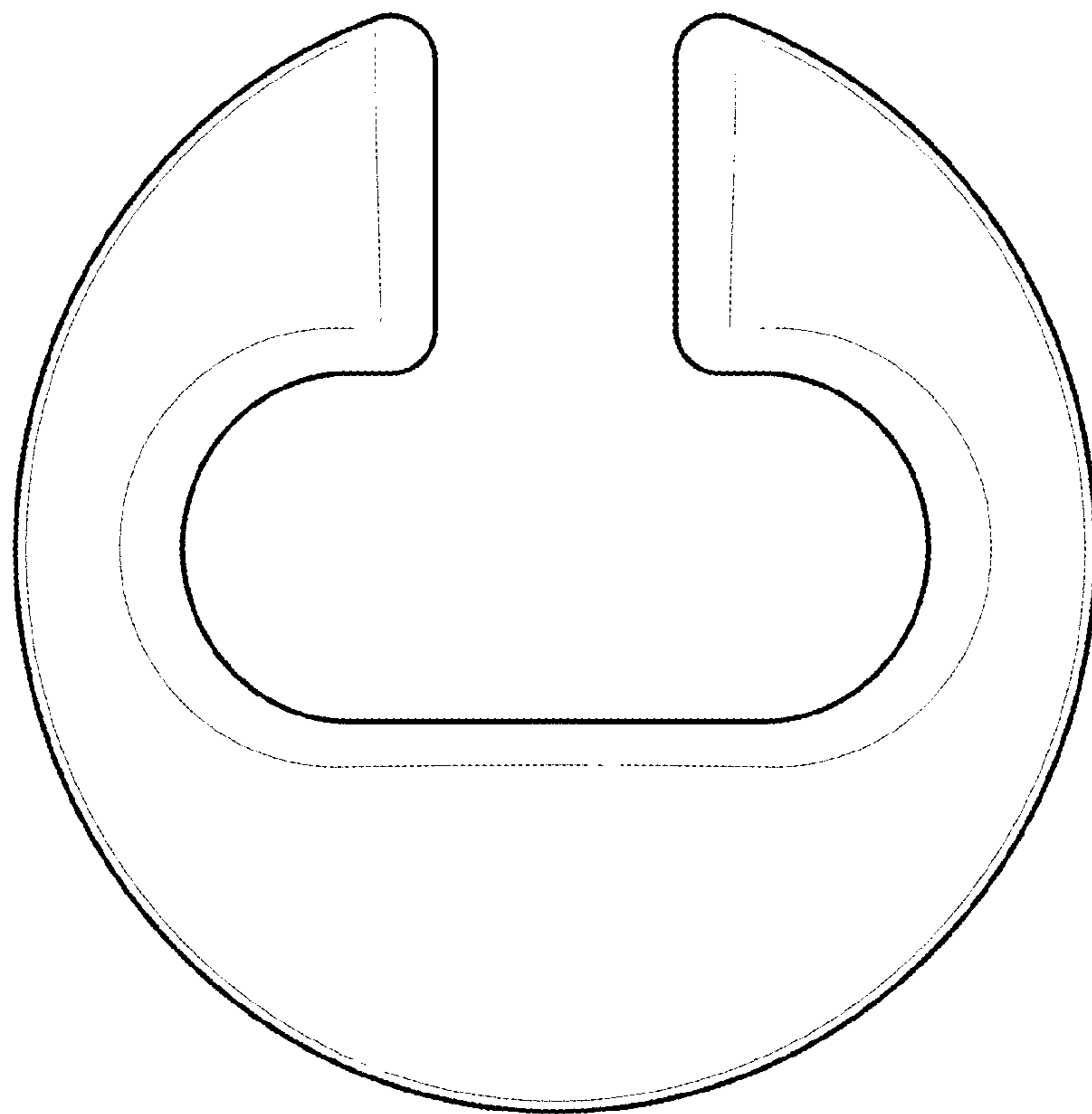


FIG. 6

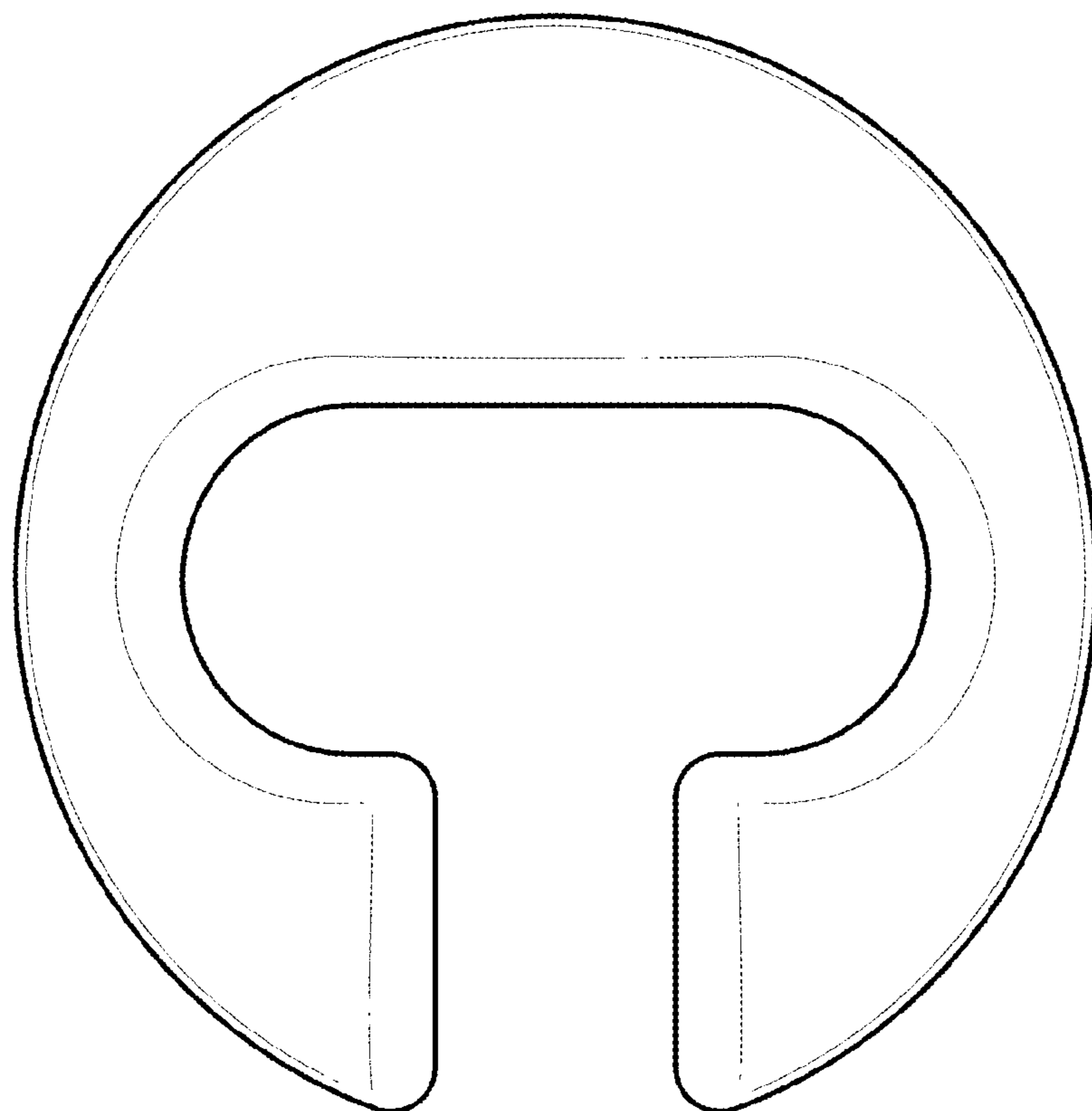


FIG. 7

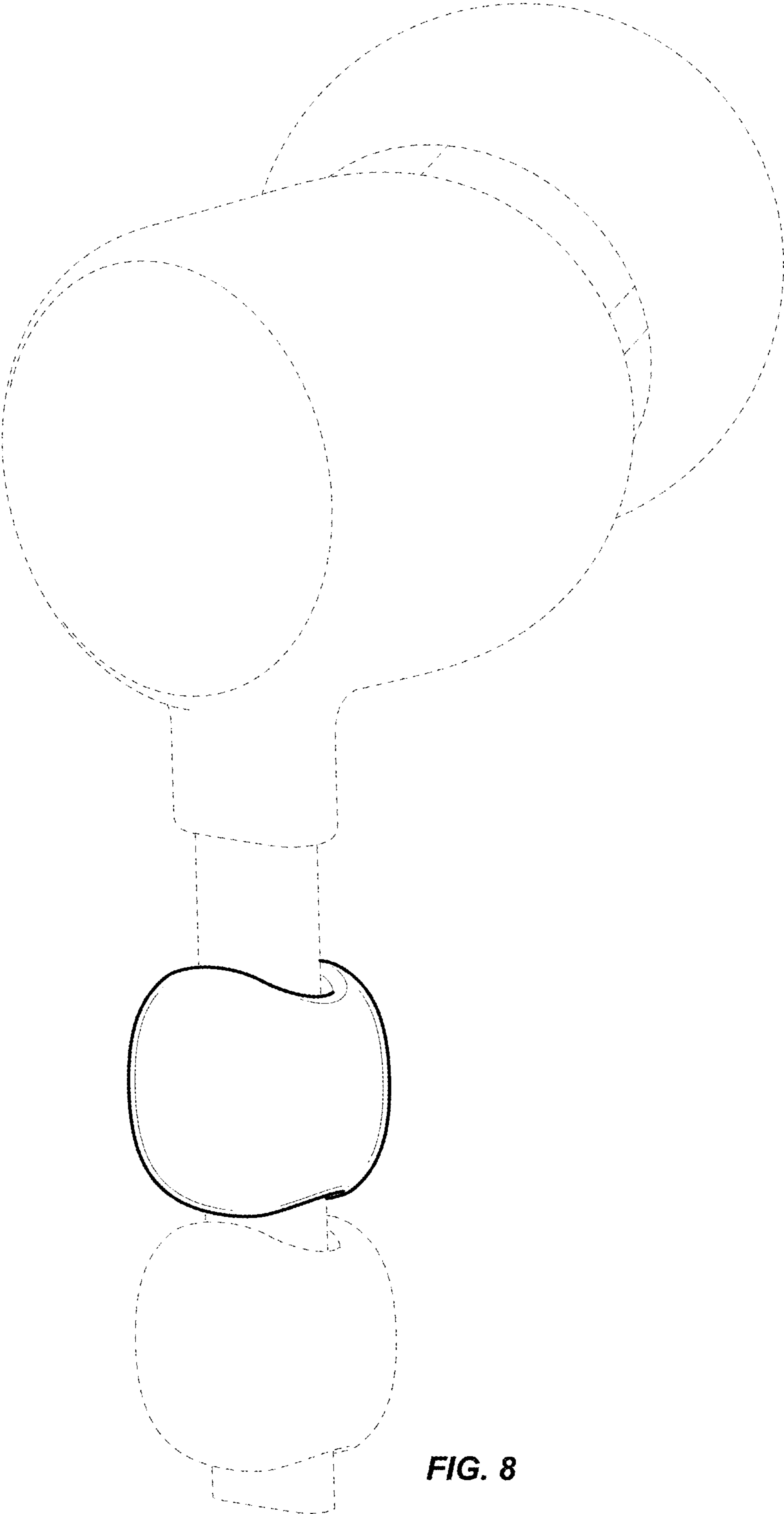


FIG. 8