



US00D909172S

(12) **United States Design Patent**  
**Pedersen**

(10) **Patent No.:** **US D909,172 S**

(45) **Date of Patent:** **\*\* Feb. 2, 2021**

(54) **BUTTON**

(71) Applicant: **Rodstation Limited**, Cowbridge (GB)

(72) Inventor: **Adam Pedersen**, Oxford (GB)

(73) Assignee: **RODSTATION LIMITED**, Cowbridge  
Vale of Glamorgan (GB)

(\*\*) Term: **15 Years**

(21) Appl. No.: **29/671,444**

(22) Filed: **Nov. 27, 2018**

(30) **Foreign Application Priority Data**

Jun. 25, 2018 (EM) ..... 005323201

(51) **LOC (13) Cl.** ..... **08-06**

(52) **U.S. Cl.**  
USPC ..... **D8/300**

(58) **Field of Classification Search**  
USPC ..... 13/158, 174; D8/300, 307, 310, 312,  
D8/321, 330, 331, 338, 339, 341, 343,  
D8/349, 382; 11/220, 222; D24/101  
CPC . H01H 13/14; G05G 1/02; G05G 5/05; Y10T  
16/44; Y10T 16/46; Y10T 24/3497; Y10T  
24/36; Y10T 24/3683; Y10T 24/3685;  
Y10T 24/3691; Y10T 24/38; Y10T 24/45;  
Y10T 24/45042; Y10T 24/45047; Y10T  
74/20864

See application file for complete search history.

(56) **References Cited**

**U.S. PATENT DOCUMENTS**

D90,772 S \* 9/1933 Kasch ..... D8/307  
D128,613 S \* 8/1941 Becker ..... D9/450  
D187,532 S \* 3/1960 Jakeway ..... D8/300  
D220,933 S \* 6/1971 Kartarik ..... D8/307  
D258,819 S \* 4/1981 Matsuda ..... D14/265  
D365,328 S \* 12/1995 Myers ..... D13/158

D372,854 S \* 8/1996 Jimenez ..... D8/307  
D378,045 S \* 2/1997 Lewis ..... D8/307  
5,662,213 A \* 9/1997 Kattler ..... H01H 23/06  
200/302.3  
5,682,641 A \* 11/1997 Newman, Jr. .... B05C 17/0205  
15/144.4  
5,771,878 A \* 6/1998 Lewis ..... G05G 5/005  
126/42  
5,806,142 A \* 9/1998 Wang ..... A45C 13/262  
16/405  
D464,329 S \* 10/2002 Mainiero ..... D13/169  
D500,744 S \* 1/2005 Michaud ..... D13/169  
D500,990 S \* 1/2005 Gorman ..... D13/174  
D537,317 S \* 2/2007 Jackson, Jr. .... D8/300  
D550,632 S \* 9/2007 Samuels ..... D13/162  
D583,299 S \* 12/2008 Manson ..... D12/421  
7,681,285 B2 \* 3/2010 Hua ..... B25G 3/26  
16/422

(Continued)

**OTHER PUBLICATIONS**

Rotor Power Sweeping SnapLok; SnapLok Rotary Power Chiney  
Sweep Rods; www.rotarypowersweeping.co.uk; United Kingdom.

*Primary Examiner* — Selina Sikder

(74) *Attorney, Agent, or Firm* — King & Schickli, PLLC

(57) **CLAIM**

The ornamental design for button, as shown and described.

**DESCRIPTION**

FIG. 1 is a bottom perspective view of a button according to  
my design;

FIG. 2 is a bottom view thereof;

FIG. 3 is a top perspective view thereof;

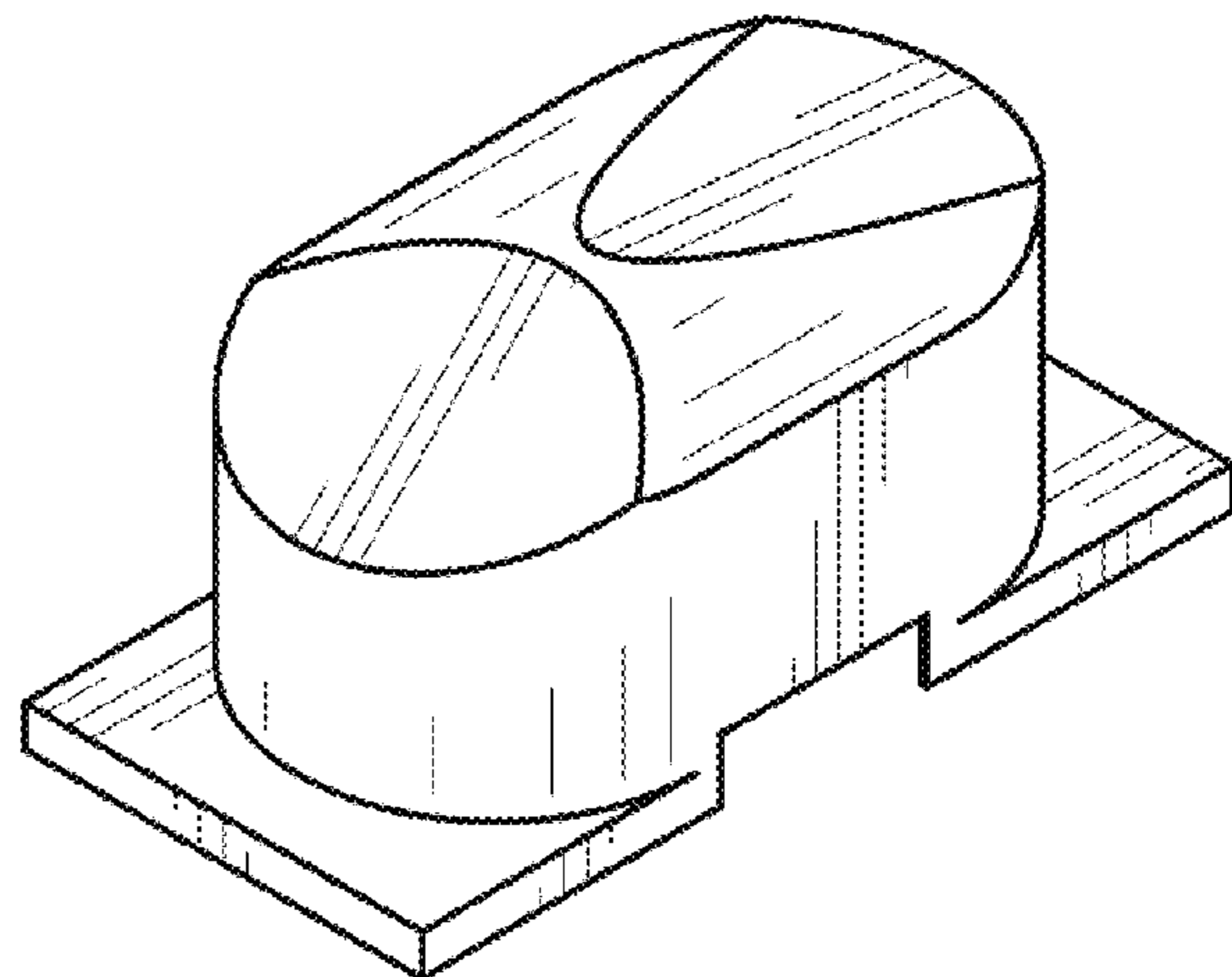
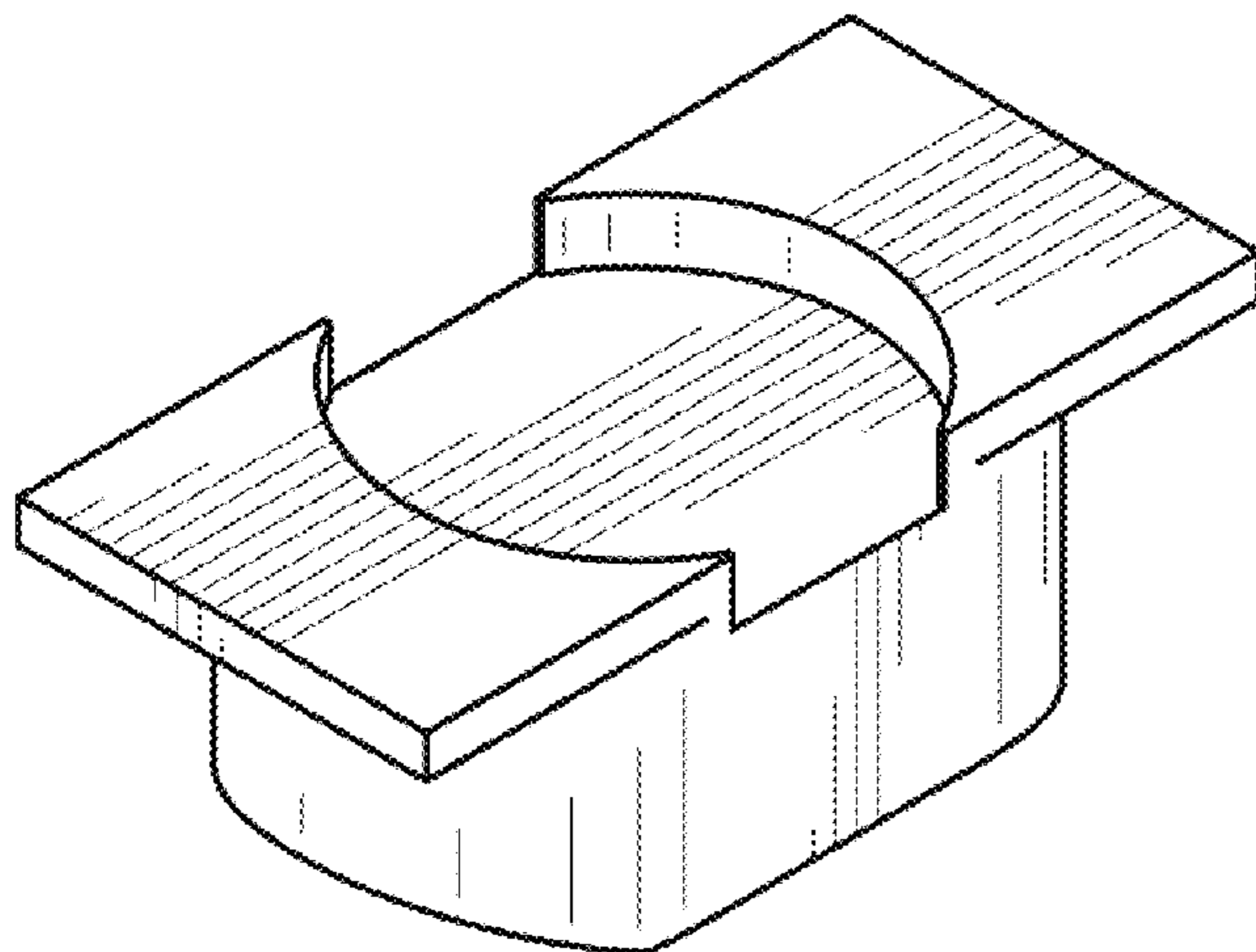
FIG. 4 is a left side view thereof;

FIG. 5 is a right side view thereof;

FIG. 6 is a rear view thereof, the front view being a mirror  
image of the rear view; and,

FIG. 7 is a top view thereof.

**1 Claim, 3 Drawing Sheets**



(56)

**References Cited**

U.S. PATENT DOCUMENTS

D613,147	S *	4/2010	Ito .....	D8/300
D680,404	S *	4/2013	Ramsland .....	D8/300
8,471,195	B2 *	6/2013	Kukita .....	H03K 17/968
				250/231.19
D750,950	S *	3/2016	Mattioli .....	D8/300
D806,514	S *	1/2018	Singtoroj .....	D8/321
D829,468	S *	10/2018	Anderson .....	D6/580
10,611,013	B2 *	4/2020	Cavaliere .....	B25G 1/04
D887,641	S *	6/2020	Ramm .....	D28/47
2004/0141739	A1 *	7/2004	Sotome .....	G03B 21/28
				396/543
2004/0182666	A1 *	9/2004	Chang .....	A45C 13/262
				190/115
2008/0179153	A1 *	7/2008	Wu .....	A45C 13/262
				190/115
2017/0334563	A1 *	11/2017	Senneff .....	F16C 1/12
2018/0126401	A1 *	5/2018	LeCompte .....	G05G 1/02
2020/0219681	A1 *	7/2020	Kuroki .....	H01H 21/36

\* cited by examiner

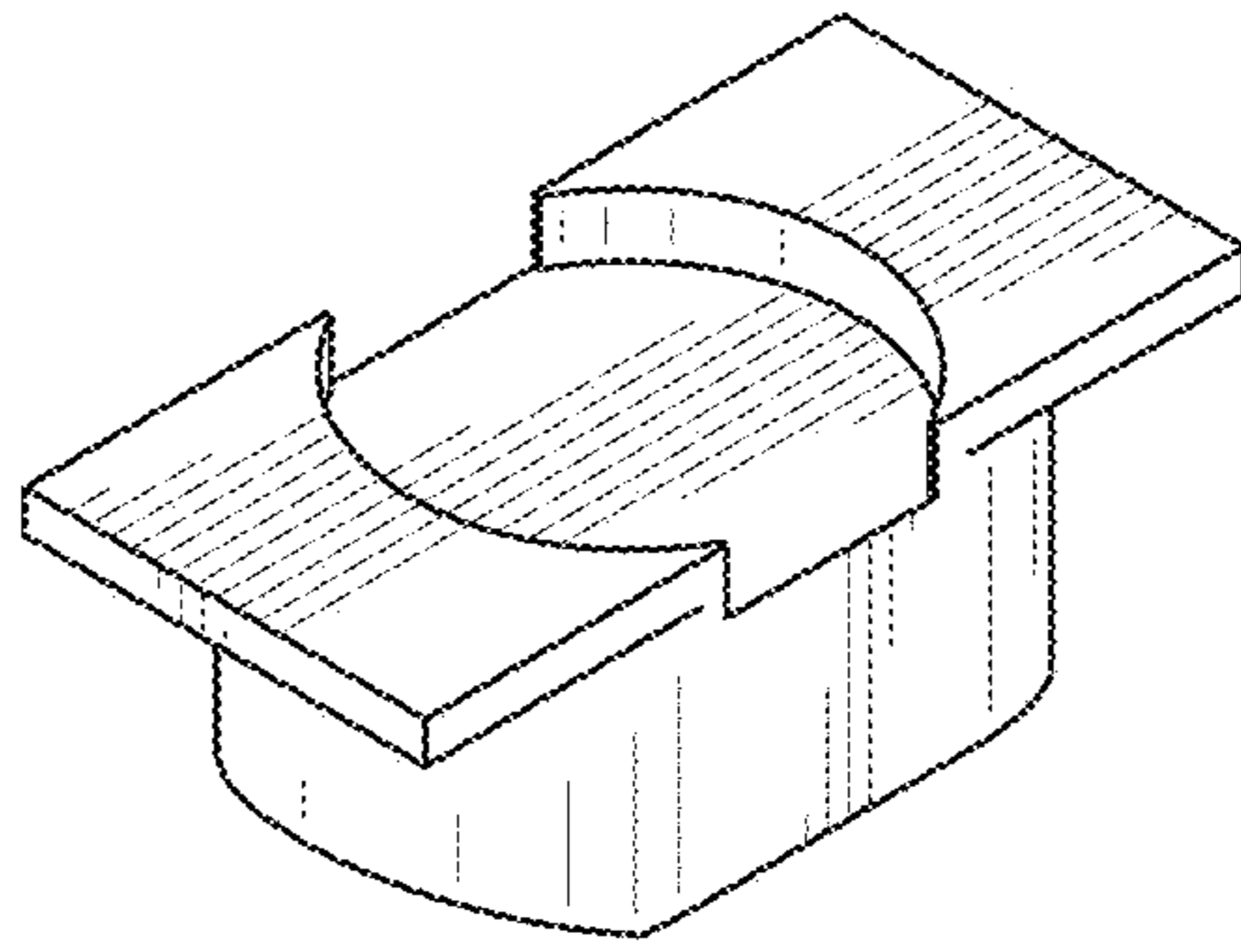


FIG. 1

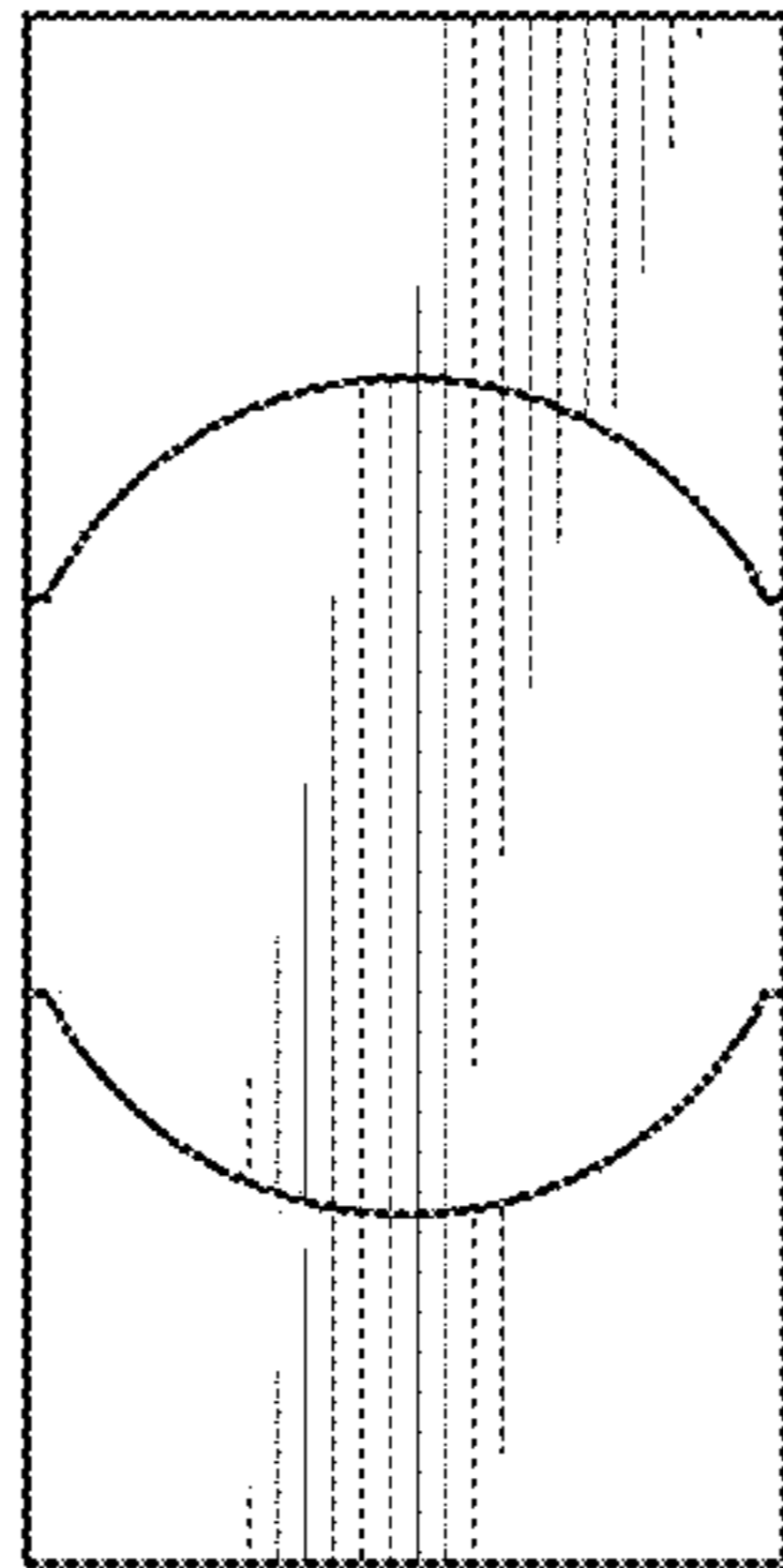


FIG. 2

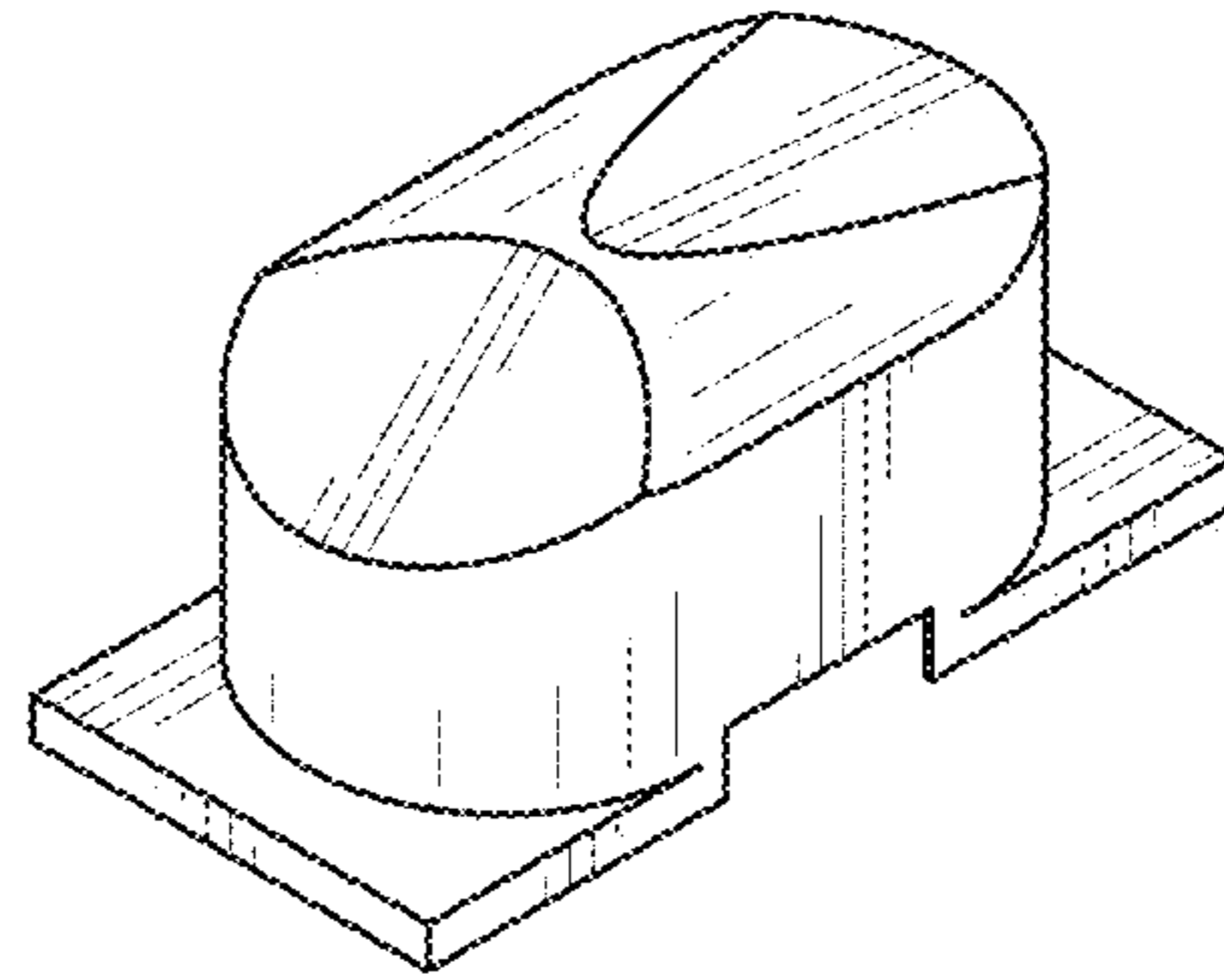


FIG. 3

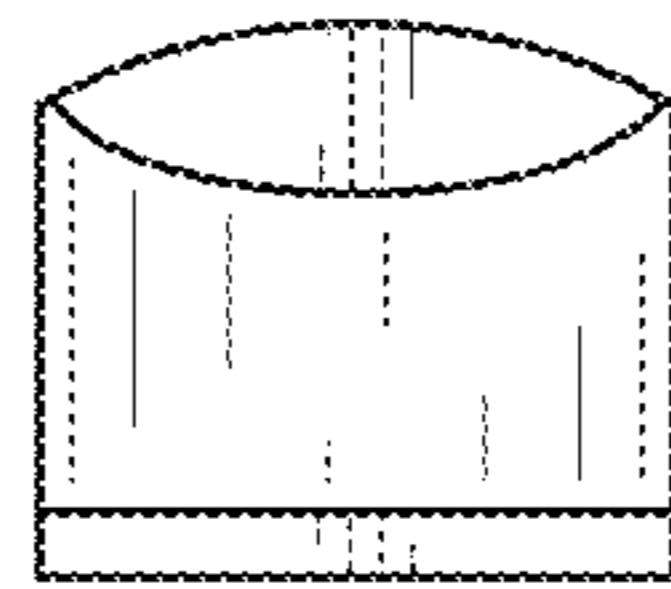


FIG. 4

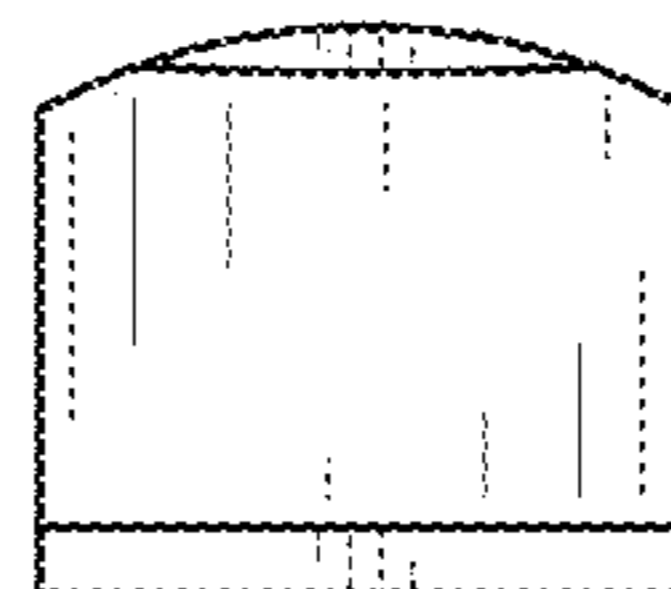


FIG. 5

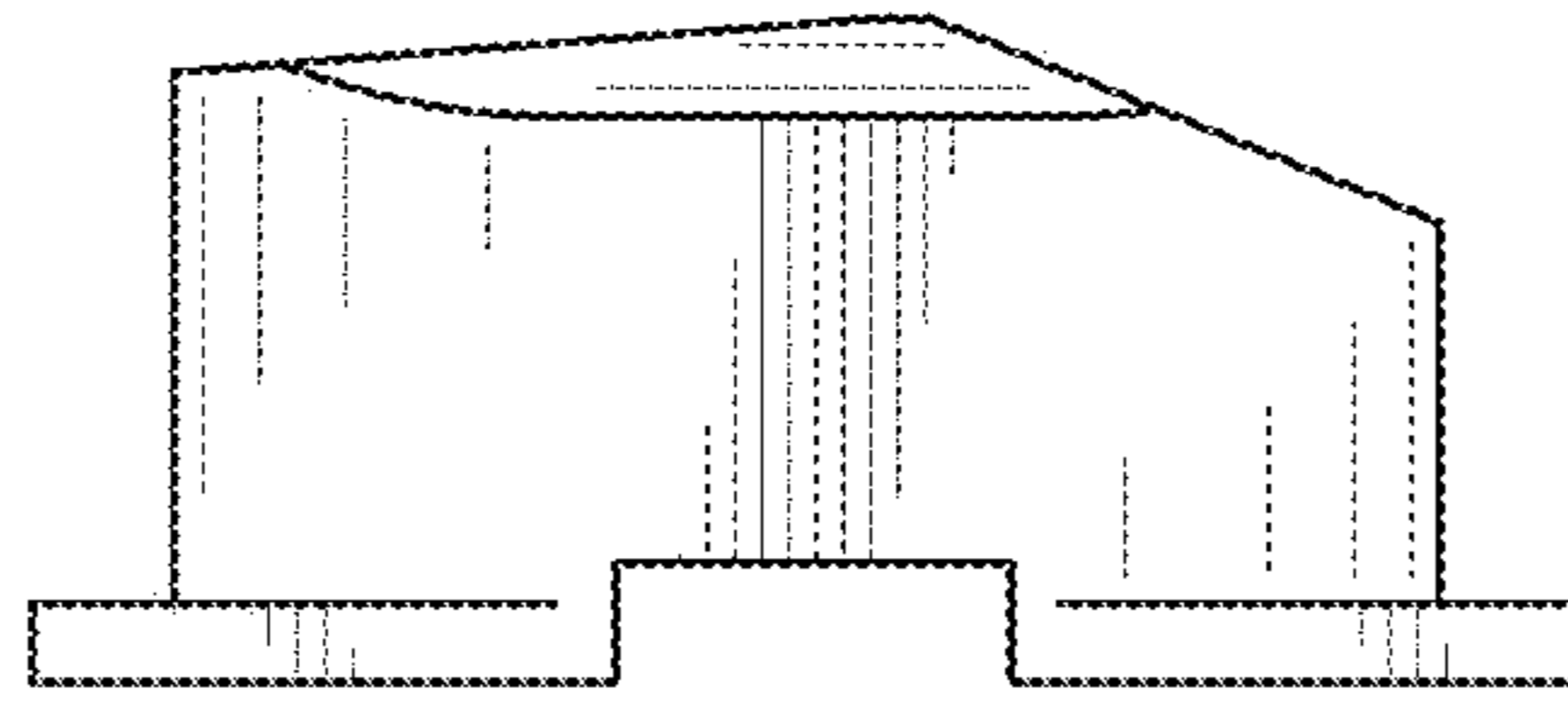


FIG. 6

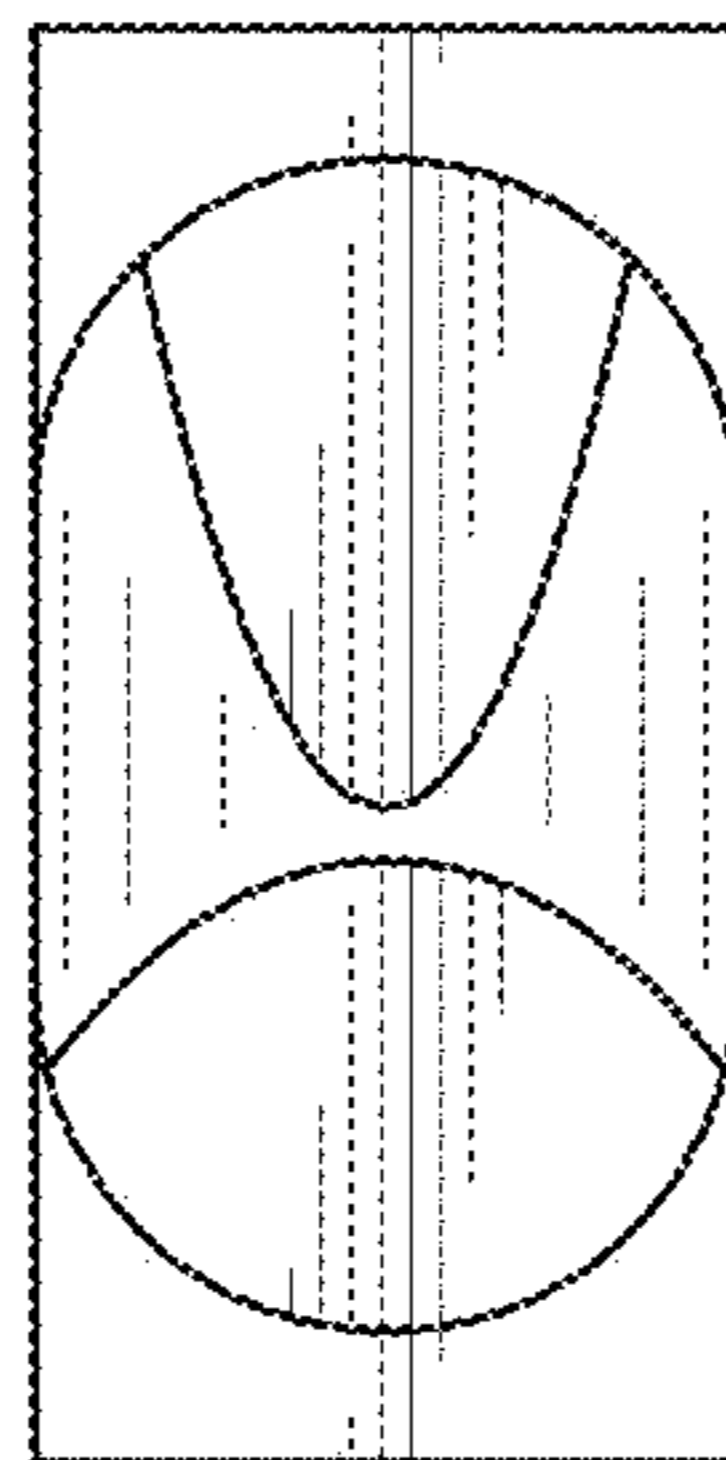


FIG. 7