



US00D909168S

(12) **United States Design Patent** (10) **Patent No.:** **US D909,168 S**
Meek et al. (45) **Date of Patent:** **** Feb. 2, 2021**

(54) **SHARPENING TOOL**
(71) Applicant: **2WP International Pty Ltd**, Rowville (AU)
(72) Inventors: **Peter John Meek**, Rowville (AU); **Jonathon Graham Hooker**, Rowville (AU)
(73) Assignee: **2WP International Pty Ltd**, Rowville (AU)
(**) Term: **15 Years**
(21) Appl. No.: **29/693,681**
(22) Filed: **Jun. 4, 2019**

(30) **Foreign Application Priority Data**
Dec. 4, 2018 (AU) 201817273
(51) **LOC (13) Cl.** **08-05**
(52) **U.S. Cl.**
USPC **D8/93**
(58) **Field of Classification Search**
USPC D8/63, 90, 91, 92, 93
CPC B24B 3/54; B24B 3/36; B24B 3/58; B24B 3/00; B24B 23/08; B24D 15/00; B24D 15/06; B24D 15/063; B24D 15/08; B24D 15/081
See application file for complete search history.

(56) **References Cited**
U.S. PATENT DOCUMENTS
5,373,599 A * 12/1994 Lemon A46B 11/00 15/104.94
5,488,885 A * 2/1996 Byers B24D 15/081 76/86
D367,598 S * 3/1996 Fortenberry D8/91
D369,081 S * 4/1996 Byers D8/91
5,679,068 A * 10/1997 Byers B24D 15/081 451/557

D387,262 S * 12/1997 Byers D8/91
D394,596 S 5/1998 Byers et al.
D453,290 S 2/2002 Huang
D570,179 S * 6/2008 Byers D8/93
D646,140 S * 10/2011 Zemel D8/93
D724,407 S * 3/2015 Johnson D8/93

FOREIGN PATENT DOCUMENTS

TW D119339 10/2007

OTHER PUBLICATIONS

Notice of Allowance and Search Report dated Feb. 20, 2020 in Taiwan Patent Application No. 108303305, file Jun. 4, 2019, 5 pages.

* cited by examiner

Primary Examiner — Philip S Hyder
(74) *Attorney, Agent, or Firm* — Kilpatrick Townsend & Stockton LLP

(57) **CLAIM**

The ornamental design for the sharpening tool, as shown and described.

DESCRIPTION

FIG. 1 is a top view of the sharpening tool seen from the front;
FIG. 2 is a bottom view of the sharpening tool;
FIG. 3 is a side view of the sharpening tool;
FIG. 4 is a rear view of the sharpening tool;
FIG. 5 is a front view of the sharpening tool;
FIG. 6 is a first perspective view of the sharpening tool;
FIG. 7 is a second perspective view of the sharpening tool;
FIG. 8 is a third perspective view of the sharpening tool; and,
FIG. 9 is a fourth perspective view of the sharpening tool.

1 Claim, 6 Drawing Sheets

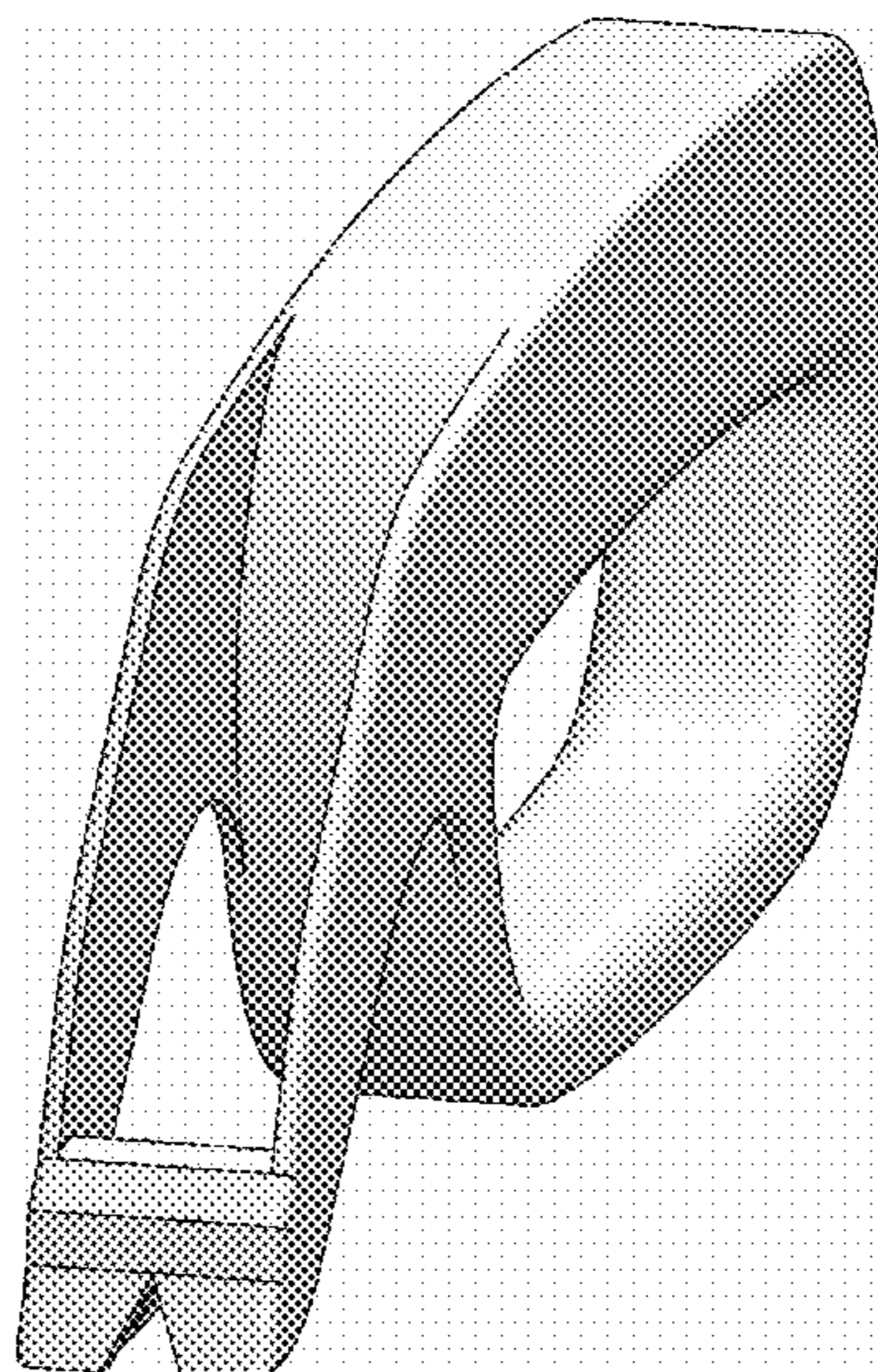


FIG. 1

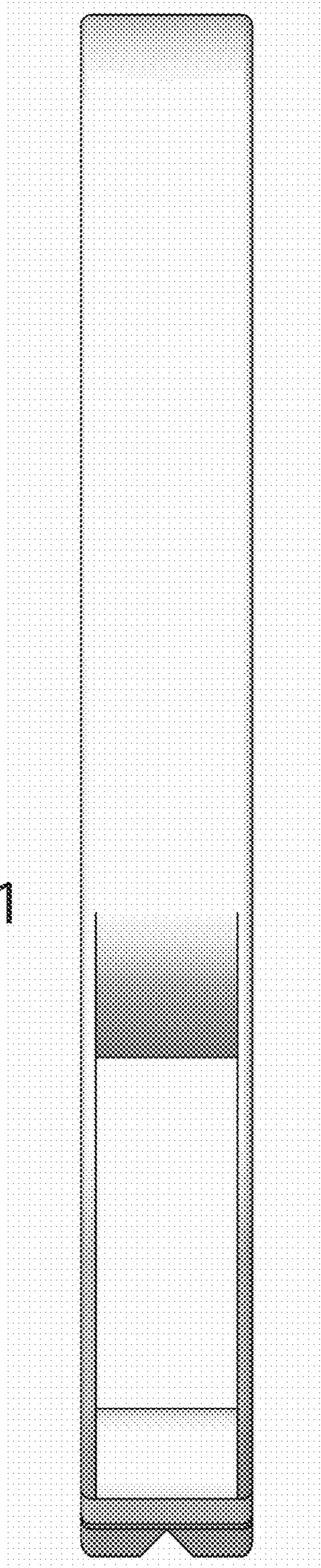


FIG. 2


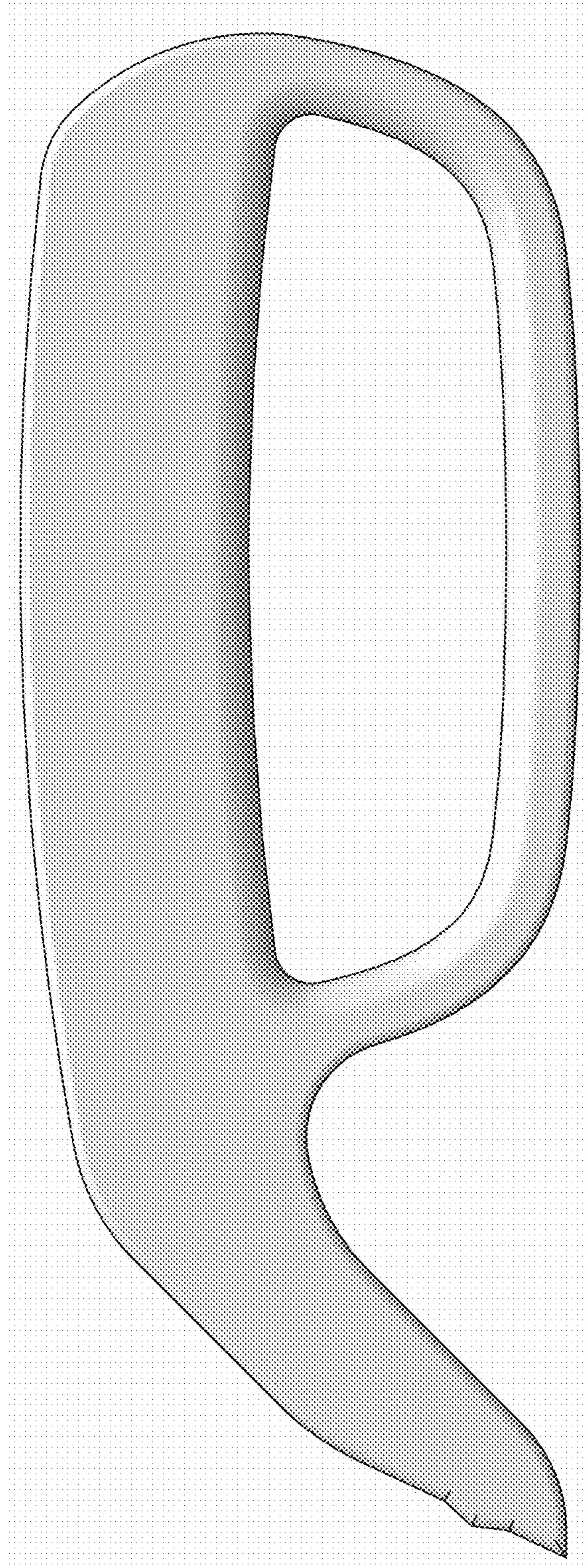


FIG. 3






FIG. 4




FIG. 5

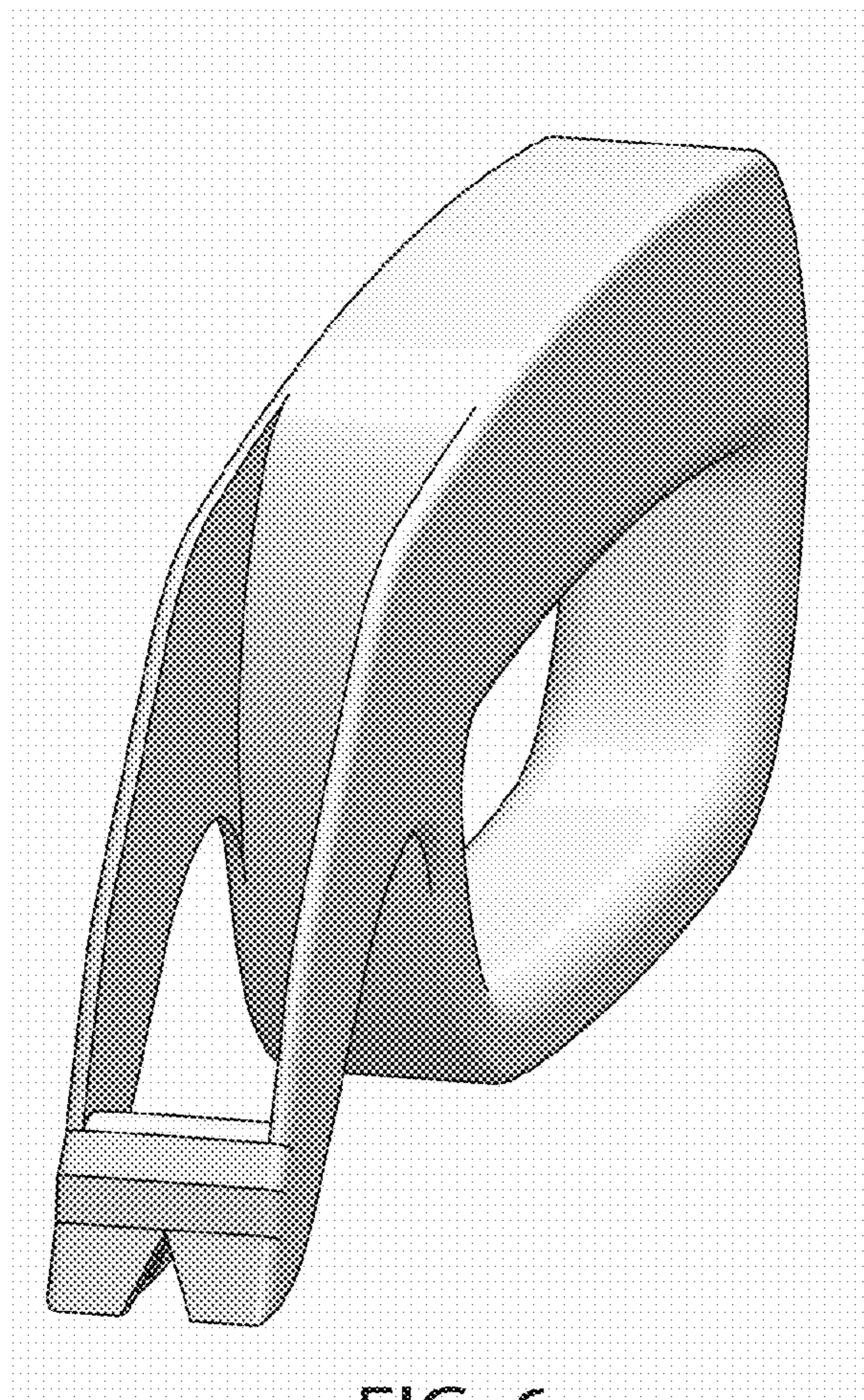


FIG. 6

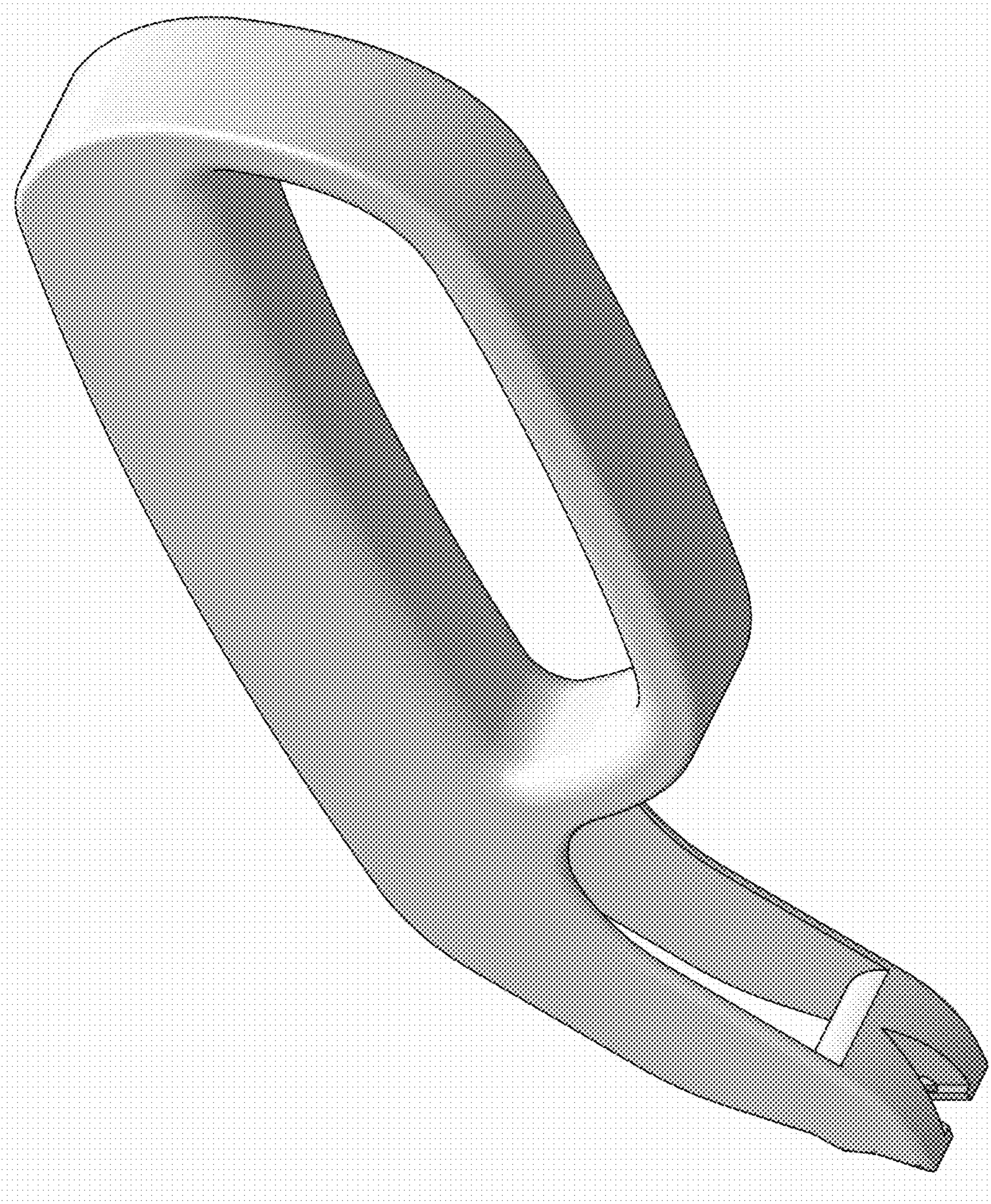


FIG. 7

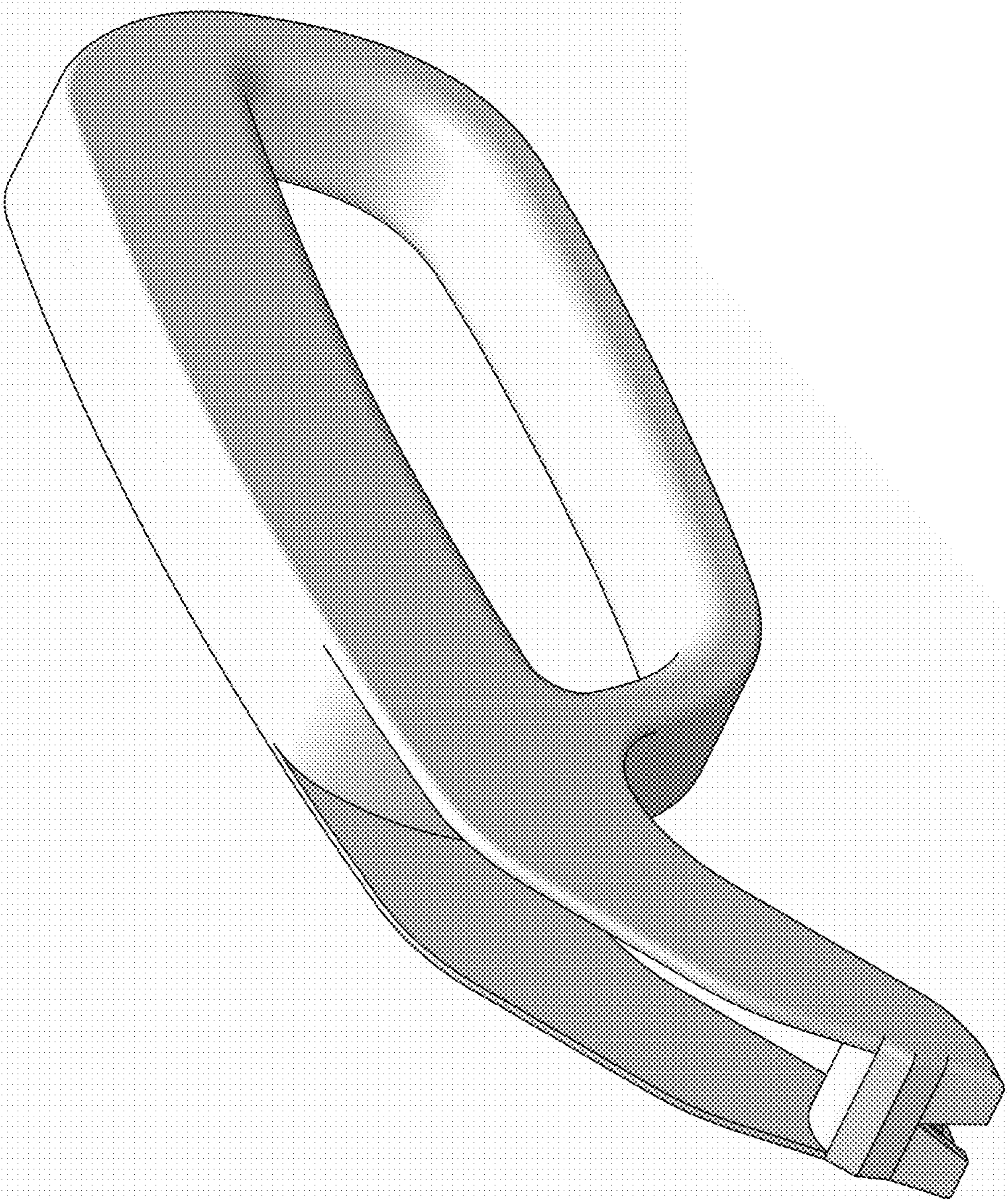


FIG. 8

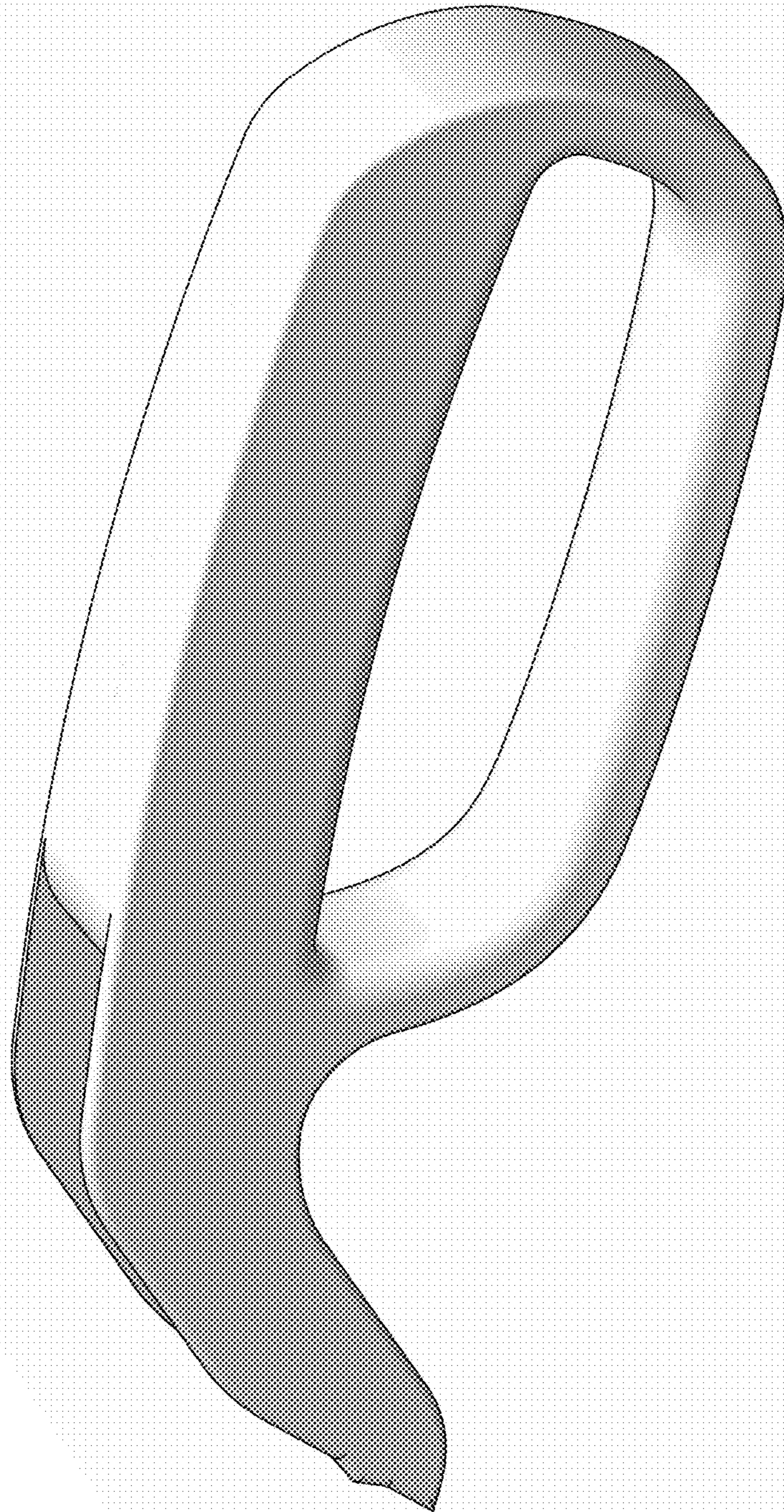


FIG. 9