



US00D909160S

(12) **United States Design Patent** (10) **Patent No.:** **US D909,160 S**  
**Milligan et al.** (45) **Date of Patent:** **\*\* Feb. 2, 2021**

(54) **RATCHET WITH ONE PAWL**

FOREIGN PATENT DOCUMENTS

(71) Applicant: **Wright Tool Company**, Barberton, OH (US)

CN 302239569 \* 6/2012  
CN 303205165 \* 11/2014

(Continued)

(72) Inventors: **Kenneth R. Milligan**, Uniontown, OH (US); **Terry G. Taylor**, Copley, OH (US)

OTHER PUBLICATIONS

(73) Assignee: **Wright Tool Company**, Barberton, OH (US)

Crescent ,Crescent 12 Pc. 1/4" Drive 6 Pt. Metric Mechanics Tool Set—CSWS14MM12, Date first available Nov. 5, 2018, [online]retrieved Mar. 20, 2020, available from internet, www.amazon.com (Year: 2018).\*

(\*\*) Term: **15 Years**

(Continued)

(21) Appl. No.: **29/676,683**

*Primary Examiner* — Keli L Hill

(22) Filed: **Jan. 14, 2019**

*Assistant Examiner* — Sara S Sahneh

(51) **LOC (13) Cl.** ..... **08-05**

(74) *Attorney, Agent, or Firm* — Walter | Haverfield LLP; Sean F. Mellino; D. Peter Hochberg

(52) **U.S. Cl.**

USPC ..... **D8/25**; D8/21

(58) **Field of Classification Search**

(57) **CLAIM**

USPC ..... D8/21–29, 29.1, 114, 499, 321, 81, 52, D8/61, 107, 57, 346, 334, 333, 72–75, D8/393–395, 63, 93, 14, 330, 336, 400, D8/349, 467, 356, 692, 693, 17, 367, 368, D8/369, 370, 371; 81/119, 177.1, 177.2, 81/57.5, 478, 177.7, 177.8, 166; D15/148, 140, 138, 5

The ornamental design for a ratchet with one pawl, as shown and described.

CPC ..... B25B 13/08; B25B 13/00; B25B 13/481; B25B 13/56; B25B 23/16; B25B 13/06; B25B 23/0035; B25B 15/001; B25B 13/065; B25B 23/0021; B25B 15/008; B25G 1/043; B25G 1/005; B25G 1/063; B25G 1/085; B25G 1/066; B25G 1/102;

**DESCRIPTION**

(Continued)

FIG. 1 is a rear perspective view of the design; FIG. 2 is a front perspective view of the design as shown in FIG. 1; FIG. 3 is a rear view of the design as shown in FIG. 1; FIG. 4 is a front view of the design as shown in FIG. 1; FIG. 5 is a side view of the design as shown in FIG. 1; FIG. 6 is a side view of the design as shown in FIG. 1, shown from the opposing side view as that shown in FIG. 5; FIG. 7 is a top view of the design as shown in FIG. 1; and, FIG. 8 is a bottom view of the design as shown in FIG. 1. The broken line shown are included for the purpose of illustrating portions of the ratchet with one pawl and forms no part of the claimed design.

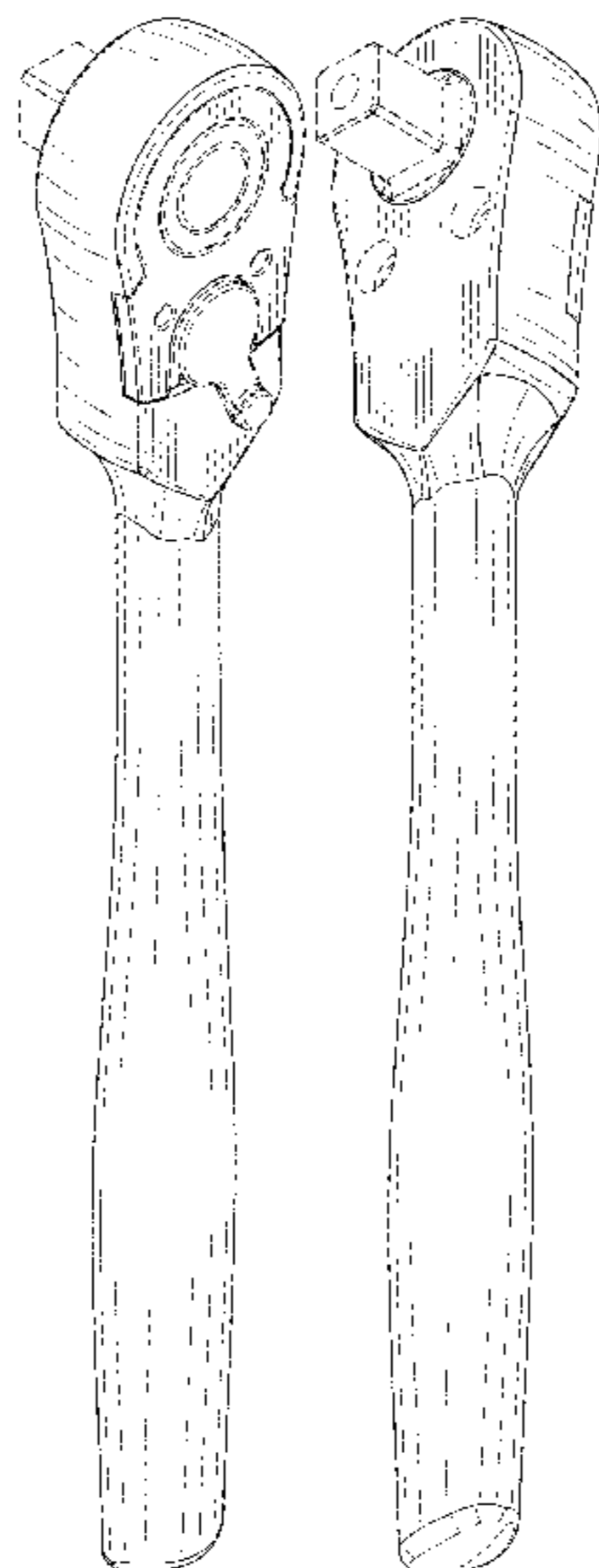
(56) **References Cited**

U.S. PATENT DOCUMENTS

D276,125 S \* 10/1984 Wright ..... D8/25  
5,782,147 A 7/1998 Chaconas et al.

(Continued)

**1 Claim, 3 Drawing Sheets**



(58) **Field of Classification Search**  
 CPC ..... A47H 13/01; A47H 15/04; A47H 13/04;  
 A47K 3/38  
 See application file for complete search history.

2016/0375573 A1\* 12/2016 Huang ..... B25G 1/043  
 81/177.2  
 2019/0022831 A1\* 1/2019 Buchanan ..... B25B 13/04  
 2019/0314960 A1\* 10/2019 Popiolek ..... B25B 13/463

(56) **References Cited**

U.S. PATENT DOCUMENTS

6,101,901 A 8/2000 Daigle  
 D493,341 S \* 7/2004 Chen ..... D8/25  
 D499,618 S \* 12/2004 Lin ..... D8/25  
 7,836,798 B2 11/2010 Hu  
 8,726,766 B1 5/2014 Wu  
 8,893,589 B2 11/2014 Kibby  
 D755,429 S \* 5/2016 Huang ..... D22/117  
 D778,698 S \* 2/2017 Huang ..... D8/25  
 D821,833 S \* 7/2018 Liu ..... D8/25  
 D822,448 S \* 7/2018 Albertson ..... D8/25  
 D828,128 S \* 9/2018 Solar ..... D8/25  
 10,065,292 B2 \* 9/2018 Chern ..... B25B 13/467  
 2002/0017172 A1 \* 2/2002 Lin ..... B25G 1/005  
 81/177.2  
 2002/0152847 A1 \* 10/2002 Foard ..... B25B 17/00  
 81/57.29  
 2004/0089108 A1 5/2004 Chang  
 2004/0226411 A1 11/2004 Hsien  
 2007/0256524 A1 \* 11/2007 Cornwell ..... B25B 17/00  
 81/57.3  
 2008/0098859 A1 \* 5/2008 Hu ..... B25G 1/105  
 81/126  
 2011/0204306 A1 8/2011 Kingery  
 2012/0167723 A1 7/2012 Gapp et al.  
 2012/0318106 A1 \* 12/2012 Chu ..... B25B 23/0028  
 81/177.1  
 2013/0118317 A1 \* 5/2013 Chang ..... B25B 13/463  
 81/63  
 2013/0139655 A1 \* 6/2013 Chang ..... B25B 13/463  
 81/63  
 2013/0180366 A1 \* 7/2013 Wu ..... B25B 13/463  
 81/63.1  
 2013/0319184 A1 \* 12/2013 Chen ..... B25B 13/463  
 81/63.1  
 2014/0083259 A1 3/2014 Anderson et al.  
 2014/0230611 A1 \* 8/2014 Liu ..... B25B 13/06  
 81/124.7  
 2016/0067848 A1 3/2016 Lee et al.

FOREIGN PATENT DOCUMENTS

CN 205572270 U 9/2016  
 CN 305289917 \* 8/2018  
 DE 202006018322 U1 3/2007  
 DE 202011104967 U1 1/2012  
 GB 2353746 B 8/2001  
 GB 6051787 \* 1/2019  
 JP D1208476 \* 1/2003  
 JP D1614696 \* 12/2017  
 KR 300829538.0000 \* 8/2015  
 TW 201336630 A 9/2013

OTHER PUBLICATIONS

Gearwrench, Gearwrench  $\frac{3}{8}$ " Drive 84 Tooth Teardrop Ratchet  
 $\frac{8}{4}$ "—81211 F, Date first available Sep. 24, 2012, [online]retrieved  
 Mar. 20, 2020, available from internet, www.amazon.com (Year:  
 2012).\*  
 Ares, Ares 42002- $\frac{3}{8}$ -Inch Drive 90-Tooth Full Polish Ratchet—  
 Premium Chrome Vanadium Steel Construction & Chrome Plated  
 Finish, Date first available Jan. 18, 2019, [online]retrieved Mar. 20,  
 2020, available from internet, www.amazon.com (Year: 2019).\*  
 Ares, 70041- $\frac{1}{4}$ -Inch Drive High Torque Offset Quick Release  
 Micro Ratchet—72—Tooth Gearhead with 5 Degree Sweep, Date  
 first available Nov. 25, 2016, [online]retrieved Aug. 3, 2020, avail-  
 able from internet, www.amazon.com (Year: 2016).\*  
 Wright Tool, 2426  $\frac{1}{4}$ " Drive  $\frac{3}{4}$ " 45 Tooth Ratchet, Silver, Date first  
 available Oct. 8, 2008, [online]retrieved Aug. 3, 2020, available  
 from internet, www.amazon.com (Year: 2008).\*  
 Wright Tool, 4480 Open Head Pear Shape Ratchet Single Pawl,  
 Date first available Oct. 8, 2008, [online]retrieved Aug. 3, 2020,  
 available from internet, www.amazon.com (Year: 2008).\*  
 Wright Tool, 3490  $\frac{7}{32}$ " Premium Double Pawl Wright-Ratchet,  
 Date first available Oct. 8, 2008, [online]retrieved Aug. 3, 2020,  
 available from internet, www.amazon.com (Year: 2008).\*  
 Photos of ratchet made in 1942 by Wright Tool & Forge Co.  
 Wright Tool & Forge Co., Wright Tools Are the Right Tools,  
 Catalog, 1936, 3 pages.

\* cited by examiner

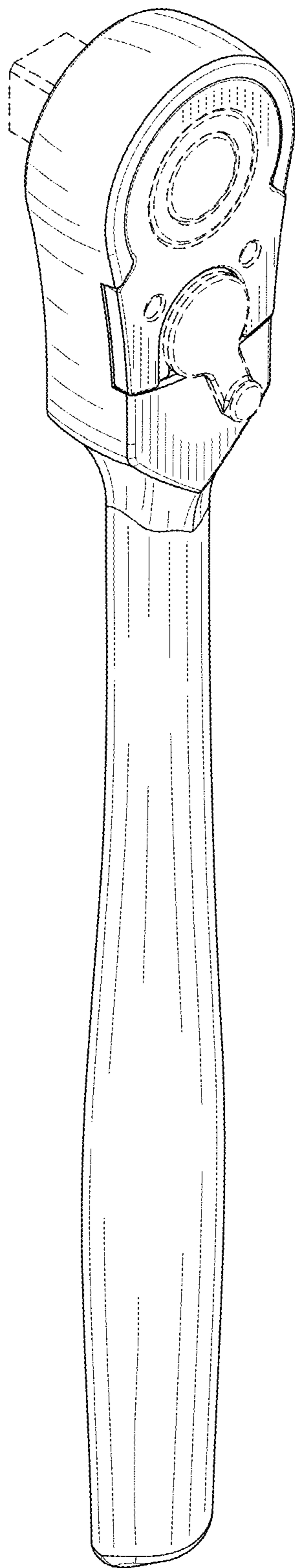


FIG-1

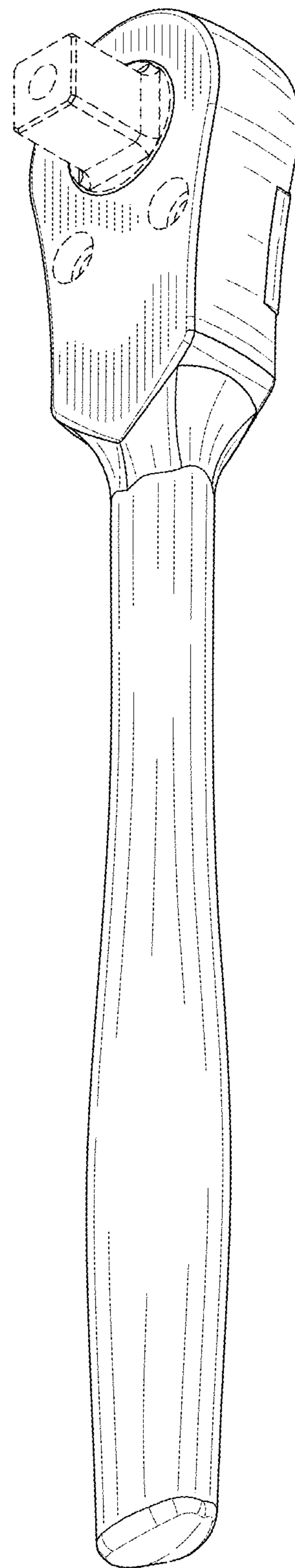


FIG-2

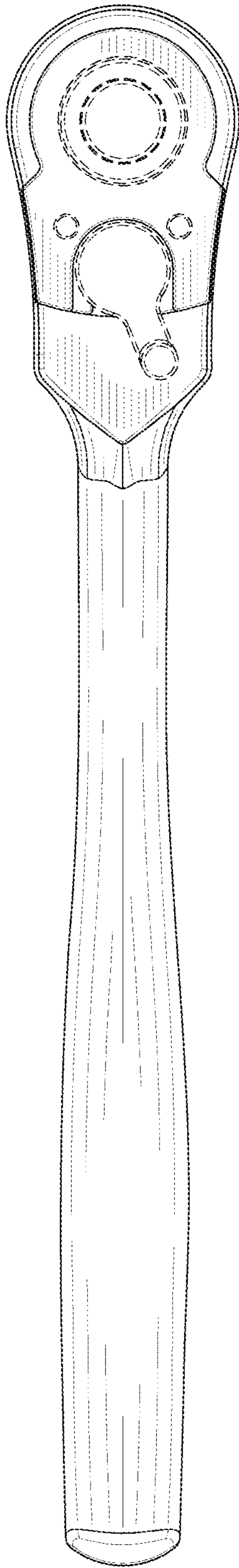


FIG-3

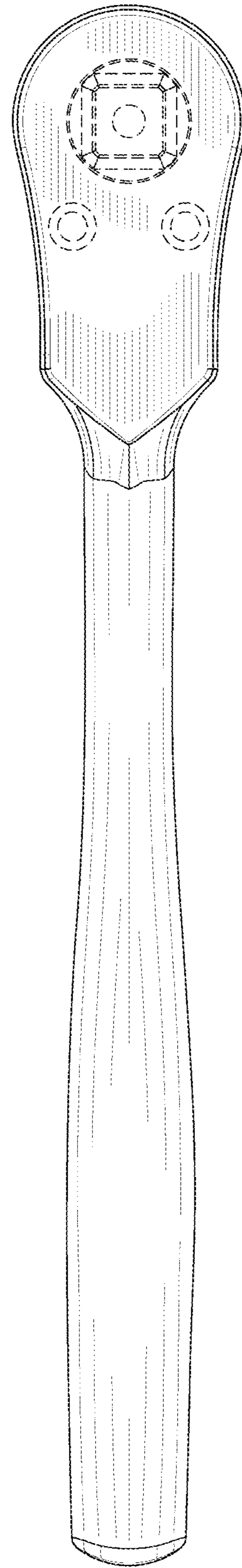


FIG-4

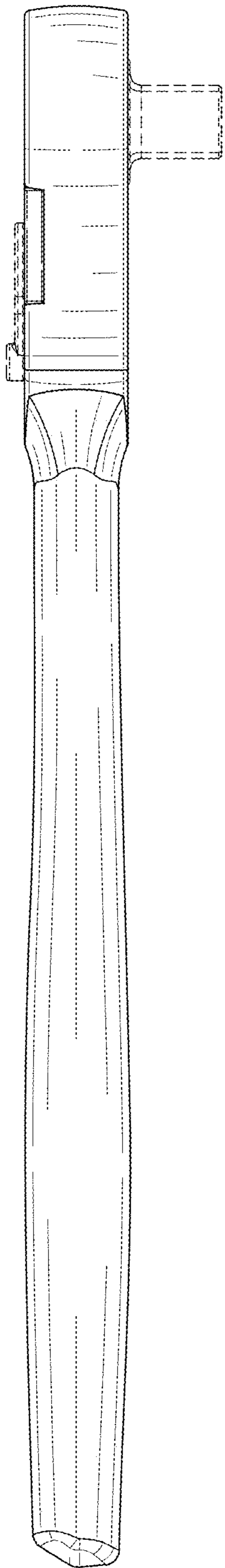


FIG-5

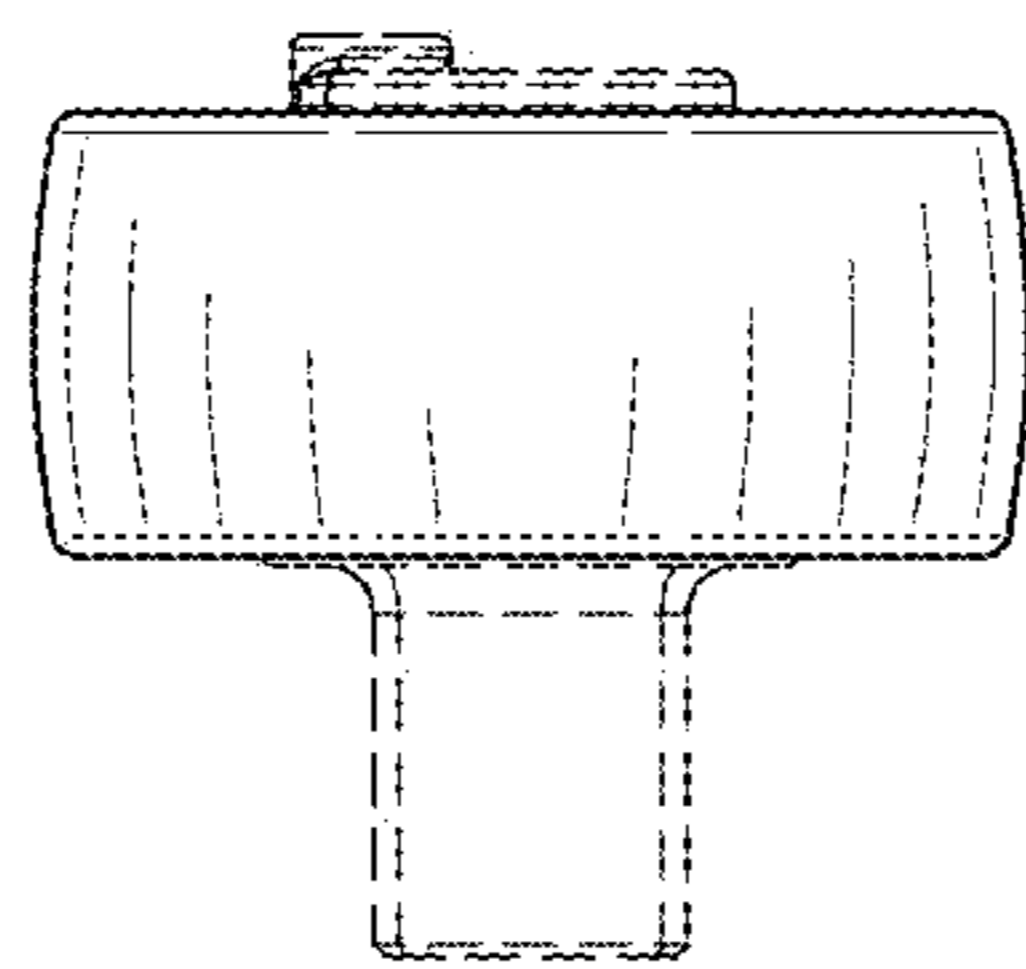


FIG-7

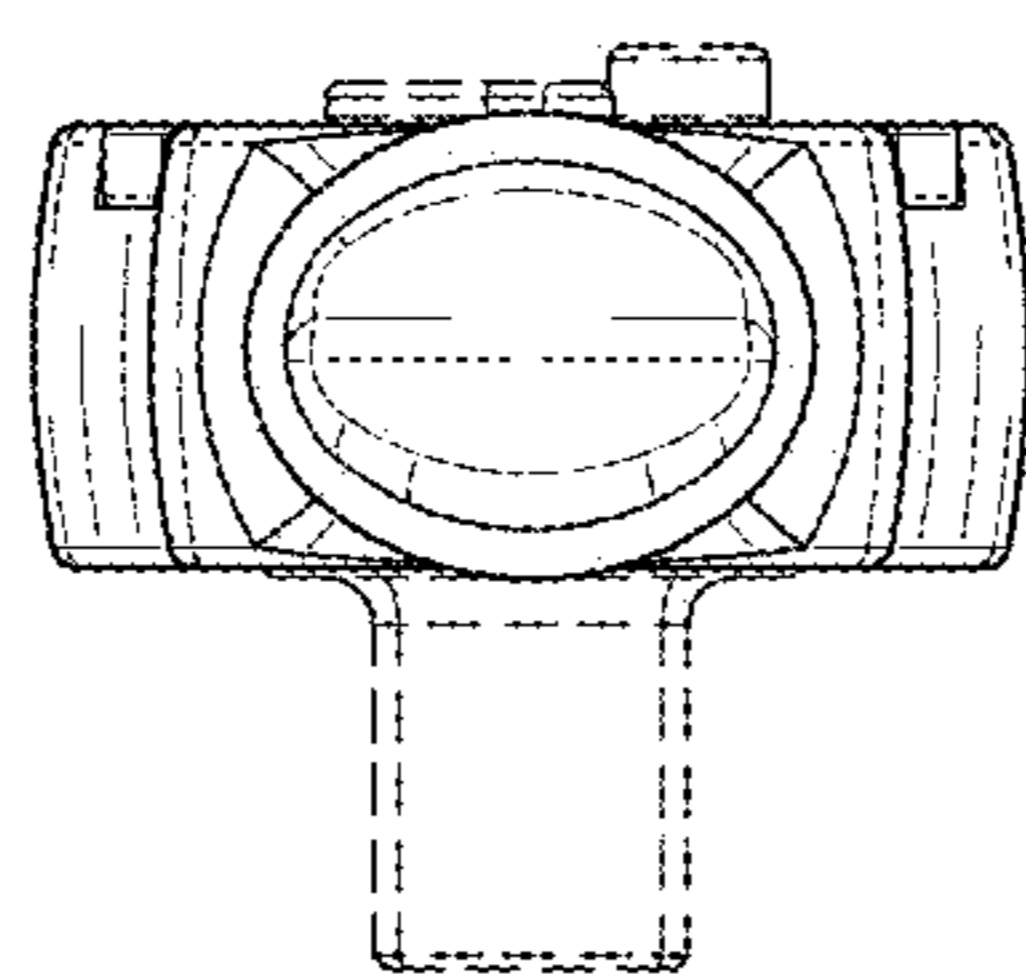


FIG-8

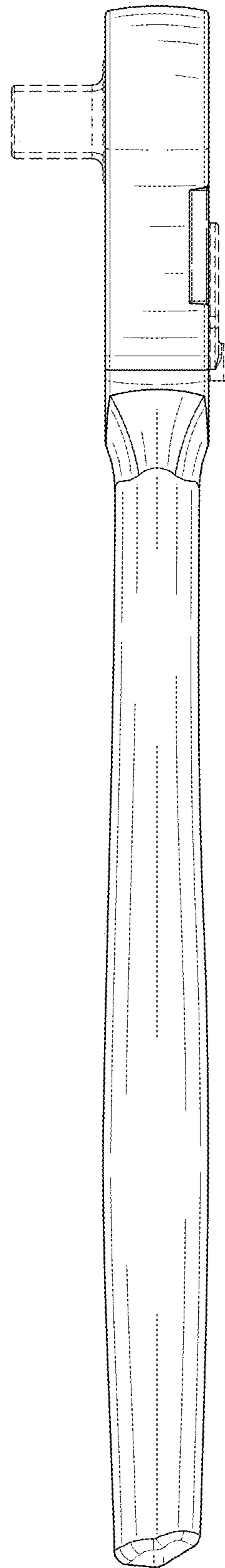


FIG-6