



US00D909158S

(12) **United States Design Patent** (10) **Patent No.:** **US D909,158 S**
Kao (45) **Date of Patent:** **** Feb. 2, 2021**

(54) **COASTER MULTITOOL**
(71) Applicant: **Wen-Chun Kao**, Taipei (TW)
(72) Inventor: **Wen-Chun Kao**, Taipei (TW)
(**) Term: **15 Years**
(21) Appl. No.: **29/703,511**
(22) Filed: **Aug. 28, 2019**
(51) **LOC (13) Cl.** **08-05**
(52) **U.S. Cl.**
USPC **D8/16; D8/105**
(58) **Field of Classification Search**
USPC D8/14, 16, 17, 18, 19, 21, 105; D7/624.1
CPC .. B25B 15/008; B25F 1/00; B25F 1/02; B25F
1/04; F16B 45/02
See application file for complete search history.

(56) **References Cited**

U.S. PATENT DOCUMENTS

D257,383 S *	10/1980	Davenport	D22/149
D266,479 S *	10/1982	Hayakawa	D8/17
D345,860 S *	4/1994	Lacy	D3/247
D360,117 S *	7/1995	Mobile	D8/17
D377,808 S *	2/1997	Coe	D19/65
D603,230 S *	11/2009	DeBow	D8/17
D609,985 S *	2/2010	DeBow	D8/17
D637,500 S *	5/2011	Corbin	D10/64
D707,091 S *	6/2014	Barr	D8/16
D751,877 S *	3/2016	Shlaferman	D8/19
D772,678 S *	11/2016	Haarburger	D8/105
D781,125 S *	3/2017	Manor	D8/105
D792,749 S *	7/2017	Faro	D8/19
D799,301 S *	10/2017	Cetera	D8/105
D808,765 S *	1/2018	Kisling	D8/105

D817,196 S *	5/2018	Haarburger	D10/64
D827,408 S *	9/2018	Stefanczyk-Lacor	D8/105
D842,070 S *	3/2019	Kisling	D8/105
D852,587 S *	7/2019	Levine	D7/624.1
D866,276 S *	11/2019	Shlaferman	D8/19
10,512,316 B2 *	12/2019	Haarburger	A45C 1/06
D878,893 S *	3/2020	Kao	D8/105
2017/0035169 A1 *	2/2017	Haarburger	A45C 1/06
2020/0249005 A1 *	8/2020	Crockett	B25H 7/00

* cited by examiner

Primary Examiner — Philip S Hyder

(74) *Attorney, Agent, or Firm* — Alan D. Kamrath; Karin L. Williams; Mayer & Williams PC

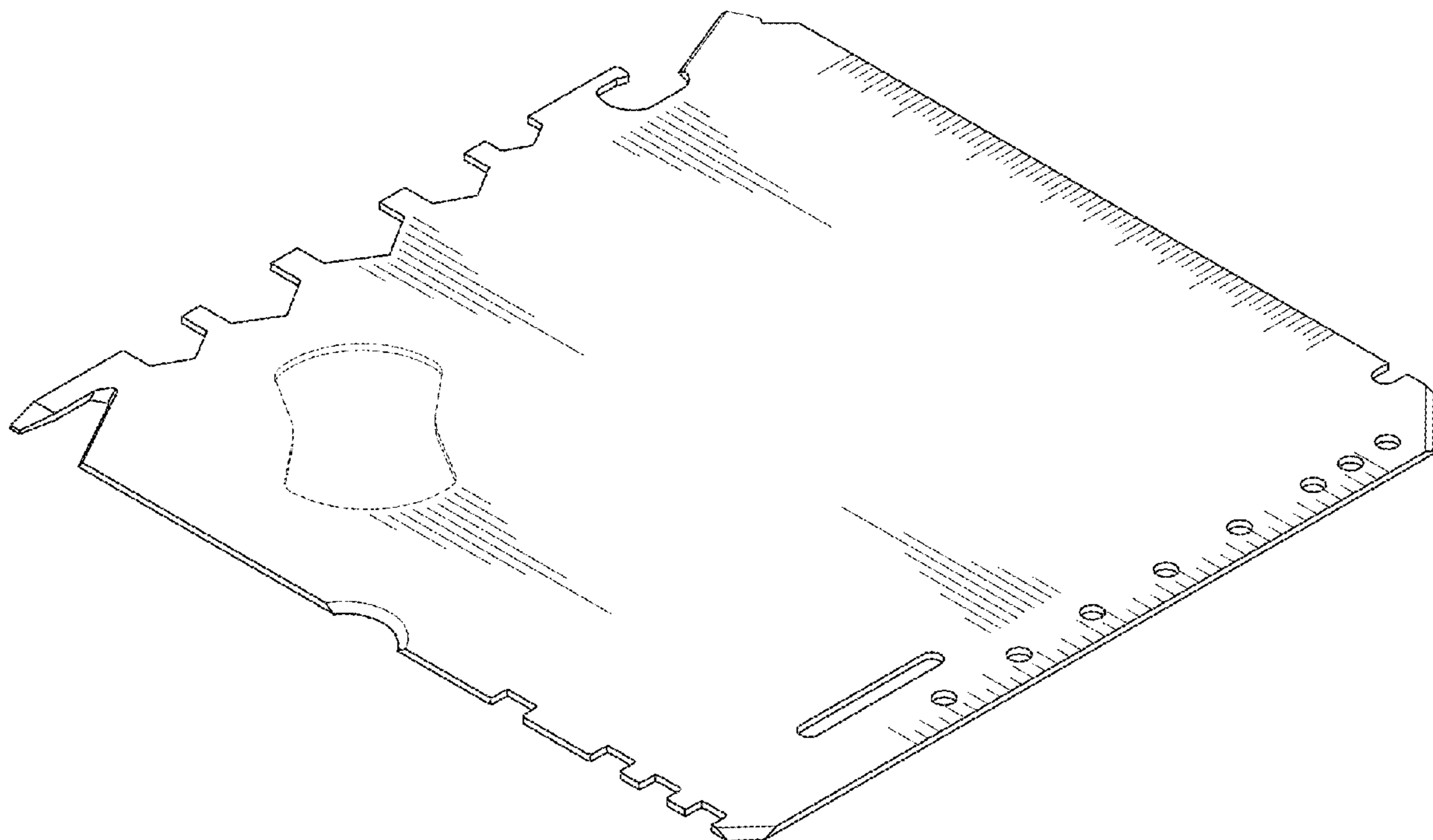
(57) **CLAIM**

The ornamental design for a coaster multitool, as shown and described.

DESCRIPTION

FIG. 1 is a perspective view of the coaster multitool of my new design;
FIG. 2 is another perspective view thereof;
FIG. 3 is a front view thereof;
FIG. 4 is a rear view thereof;
FIG. 5 is a left view thereof;
FIG. 6 is a right view thereof;
FIG. 7 is a top view thereof;
FIG. 8 is a bottom view thereof;
FIG. 9 is a referential perspective view showing a coaster multitool presented with indications and symbols; and,
FIG. 10 is a referential top view showing a coaster multitool presented with indications and symbols.
The broken lines in the drawings depict features that form no part of the claimed design.

1 Claim, 8 Drawing Sheets



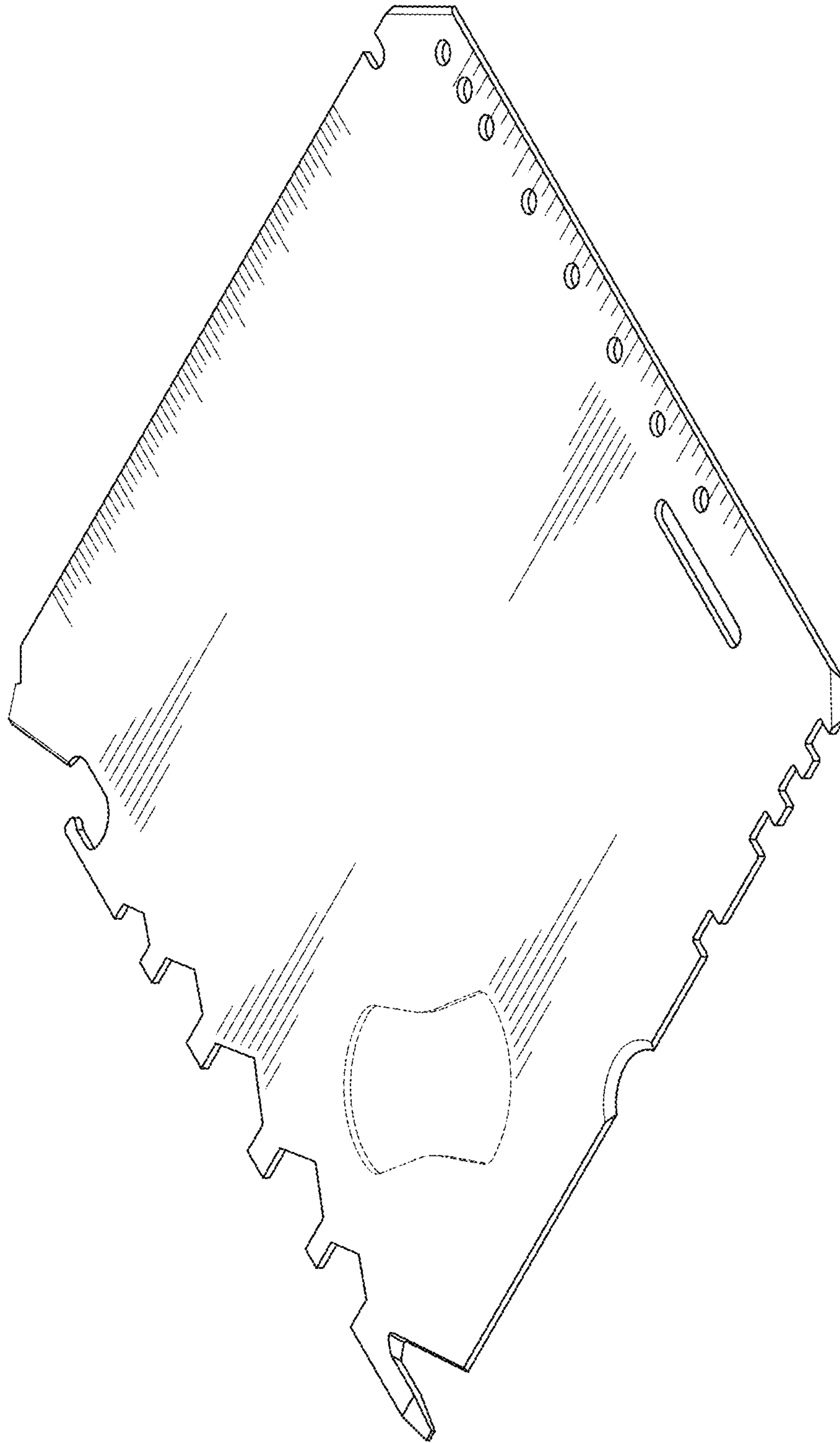


FIG. 1

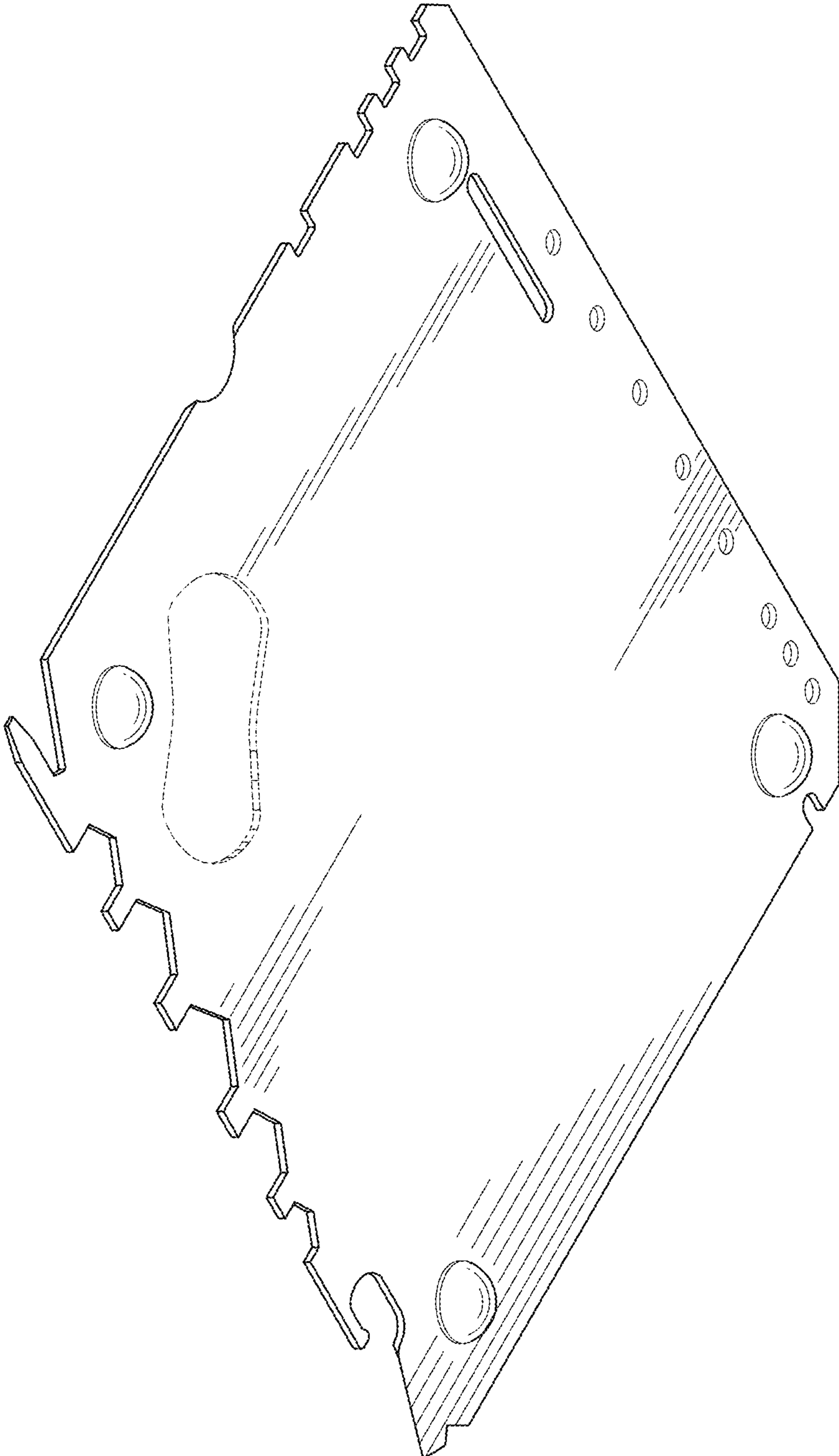


FIG. 2

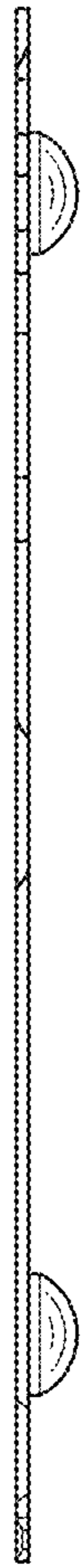


FIG. 3




FIG. 4



FIG. 5

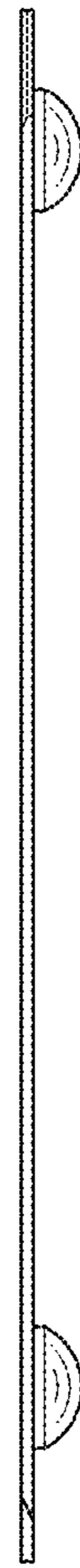


FIG. 6

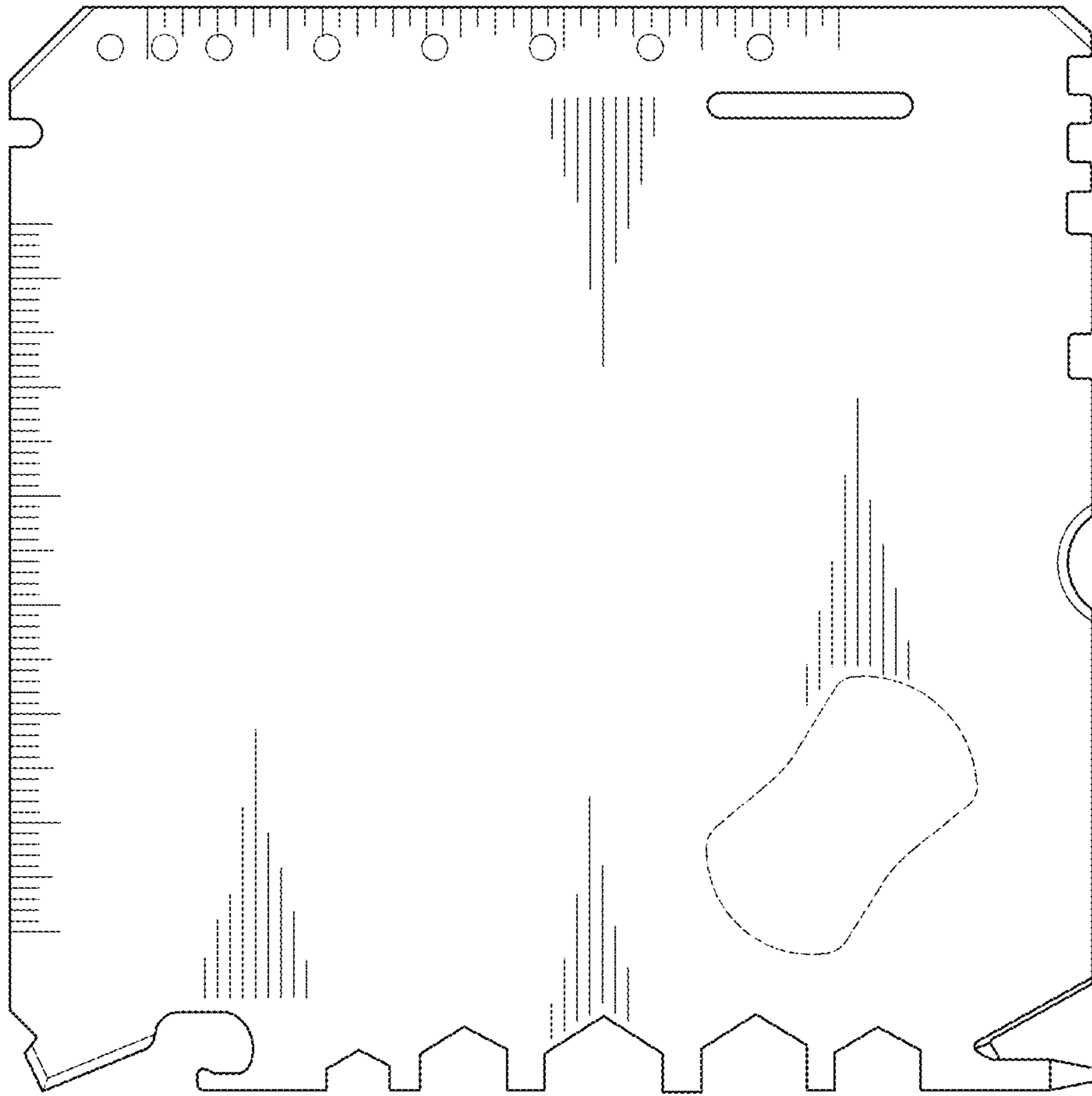


FIG. 7

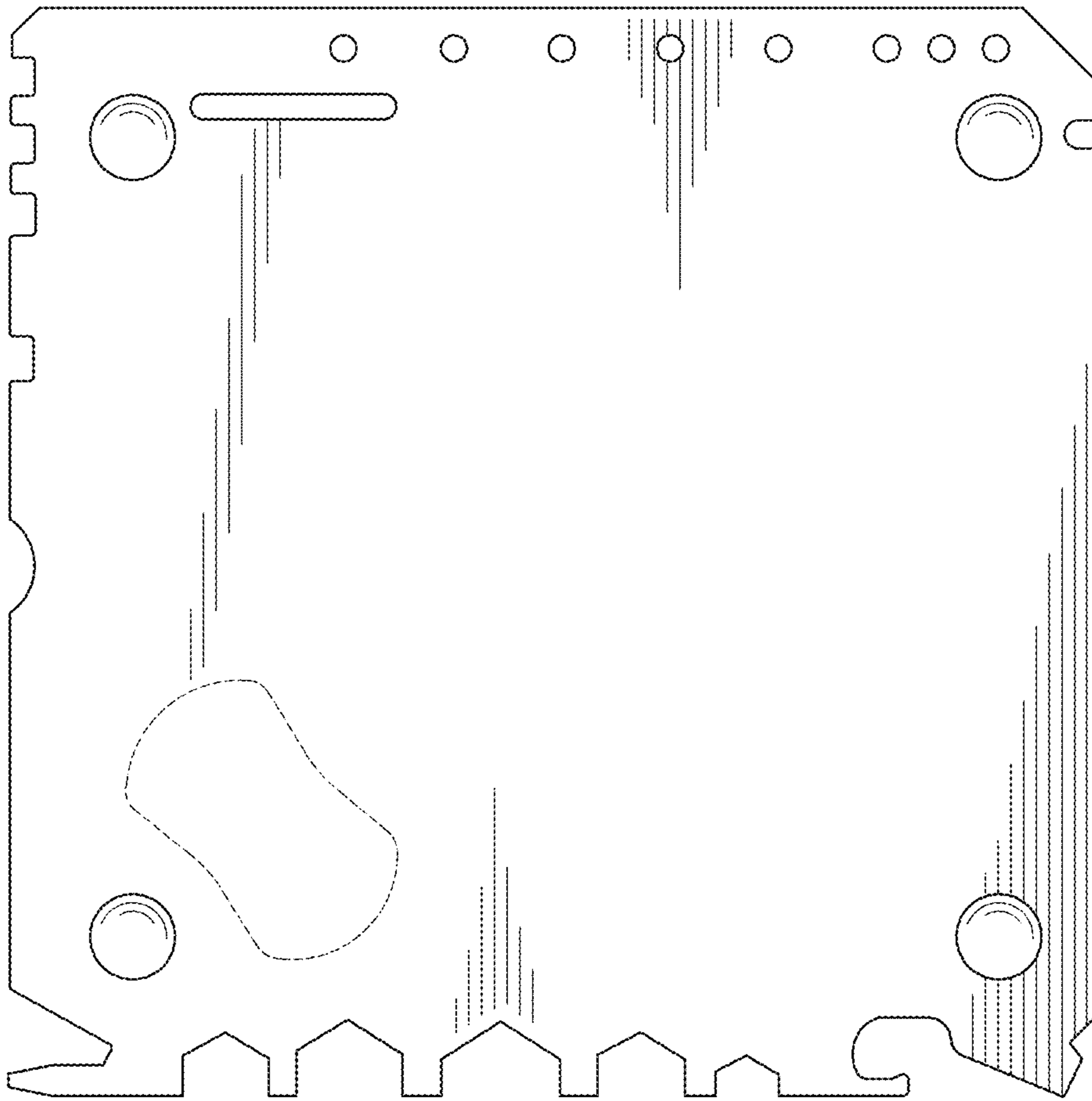


FIG. 8

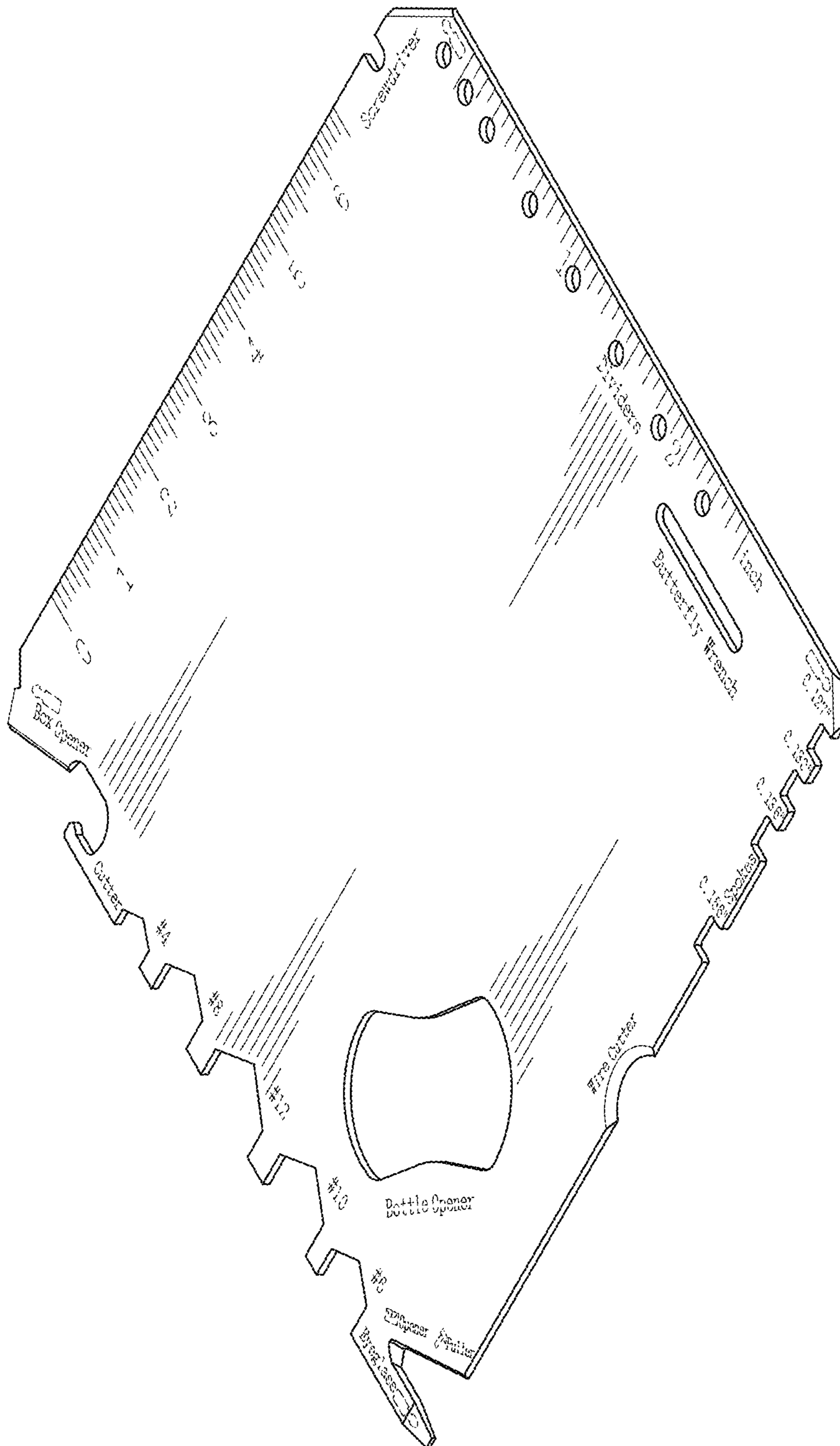


FIG. 9

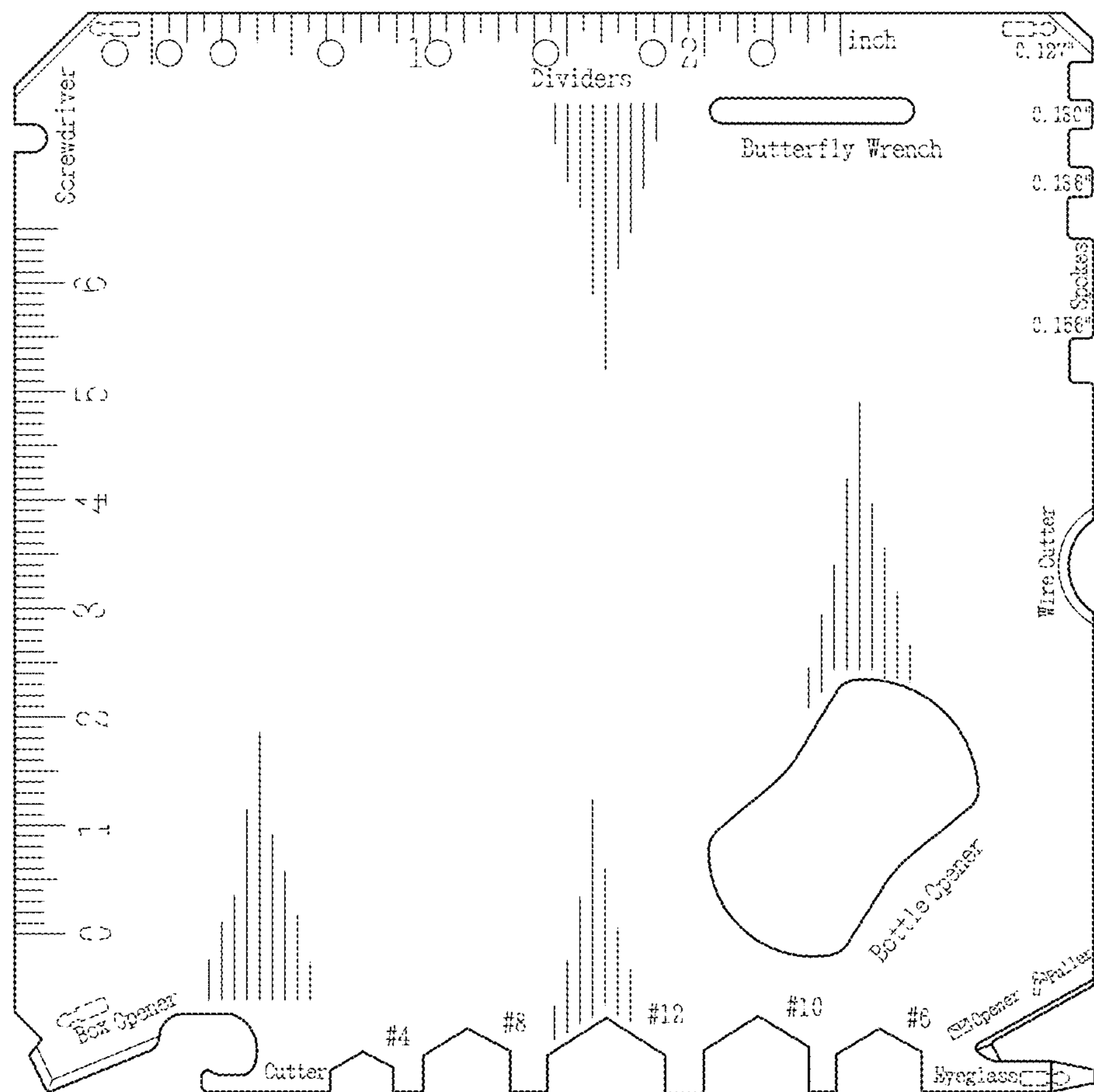


FIG. 10