



US00D909155S

(12) **United States Design Patent** (10) **Patent No.:** **US D909,155 S**
Schölander (45) **Date of Patent:** **** Feb. 2, 2021**

(54) **CHOPPING BOARD**
(71) Applicant: **Panelterra Investments Ltd**, Nicosia (CY)
(72) Inventor: **Greger Schölander**, Zhuhai (CN)
(**) Term: **15 Years**
(21) Appl. No.: **29/753,680**
(22) Filed: **Oct. 1, 2020**
Related U.S. Application Data
(62) Division of application No. 35/507,641, filed on Mar. 18, 2019 (U.S. filing date under 35 U.S.C. 384), and having an international filing date of Mar. 18, 2019, now Pat. No. Des. 901,994.

(30) **Foreign Application Priority Data**
Mar. 18, 2019 (EM) 203591
(51) **LOC (13) Cl.** **07-04**
(52) **U.S. Cl.**
USPC **D7/698**
(58) **Field of Classification Search**
USPC D7/543, 549, 550.1, 552.2, 586, 698;
D32/55, 56, 57
CPC A47J 43/25; A47J 47/00; A47J 47/005;
A47J 47/20; B26D 7/0006; B26D 7/018;
B26D 7/20; B23D 21/00; B23K 37/04;
B23K 37/053; B23Q 16/001
See application file for complete search history.

(56) **References Cited**
U.S. PATENT DOCUMENTS
D45,319 S * 3/1914 Atterholt D7/586
D54,110 S * 11/1919 McHale et al. D7/586

3,654,979 A * 4/1972 Montgomery A47J 47/005
269/289 R
D258,036 S * 1/1981 Sabin D7/698
4,744,597 A * 5/1988 Bauman A47G 19/06
206/217
D304,276 S * 10/1989 Wolff D7/698
D304,277 S * 10/1989 Wolff D7/698
D314,892 S * 2/1991 Sata D7/388
D368,834 S * 4/1996 Lill Lund D7/698
D452,118 S * 12/2001 Benson D7/545
D468,965 S * 1/2003 Fino D7/505
D553,452 S * 10/2007 Shamon A47G 19/06
D7/698
D615,827 S * 5/2010 Shamon D7/699
D645,312 S * 9/2011 Shamon A47J 47/005
D7/699
D738,165 S * 9/2015 Liu D7/586
D750,441 S * 3/2016 Hartmann D7/586
D901,994 S * 11/2020 Scholander D7/698

* cited by examiner

Primary Examiner — Robert M. Spear
(74) *Attorney, Agent, or Firm* — Cooper Legal Group, LLC; Ronald M. Kachmarik


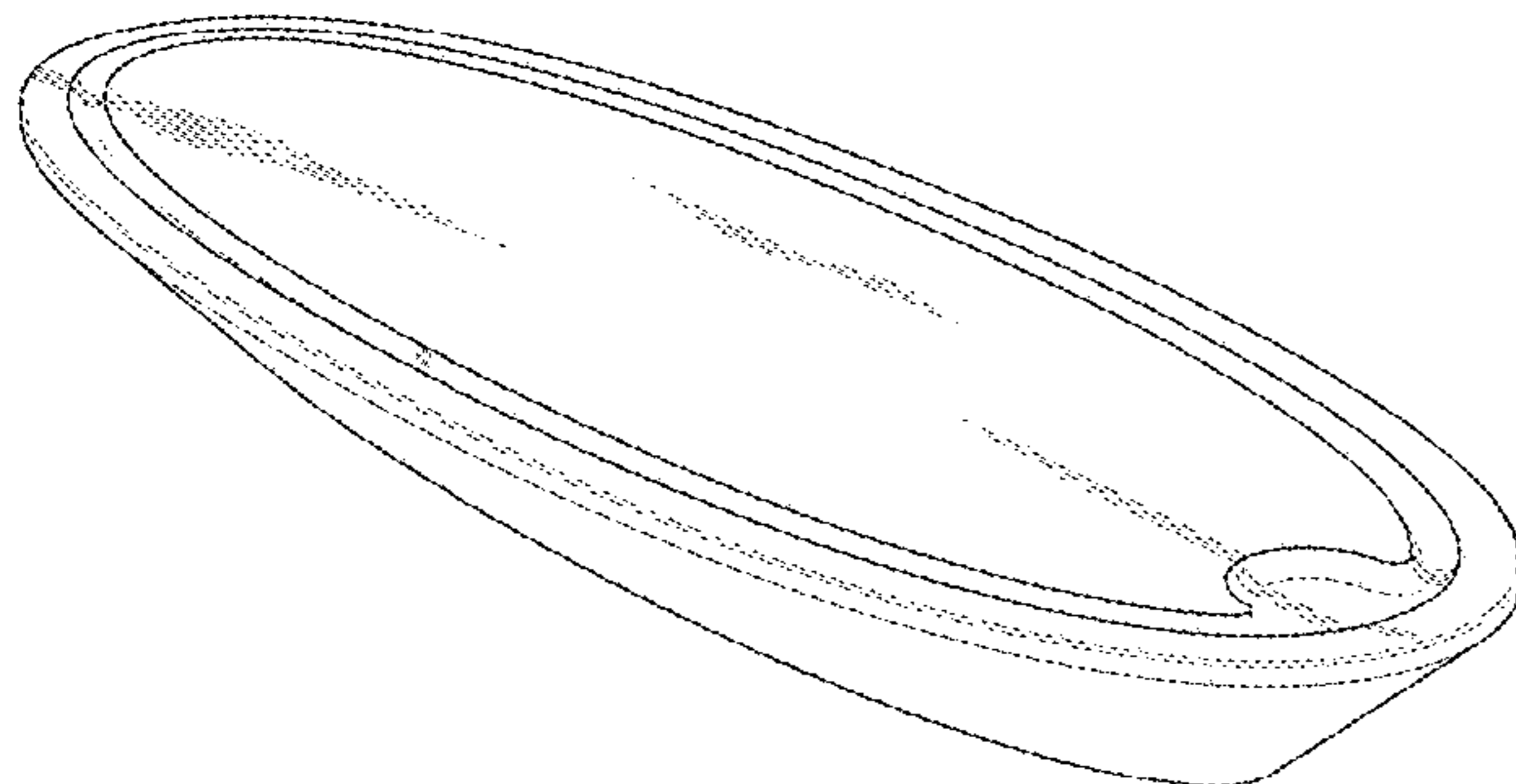
(57) **CLAIM**

The ornamental design for a chopping board, as shown and described.

DESCRIPTION

FIG. 1 is a perspective right side view of a chopping board, showing the new design;
FIG. 2 is a perspective left side view thereof;
FIG. 3 is a side view thereof;
FIG. 4 is a top view thereof;
FIG. 5 is a bottom view thereof;
FIG. 6 is a front view thereof; and,
FIG. 7 is a back view thereof.

1 Claim, 7 Drawing Sheets



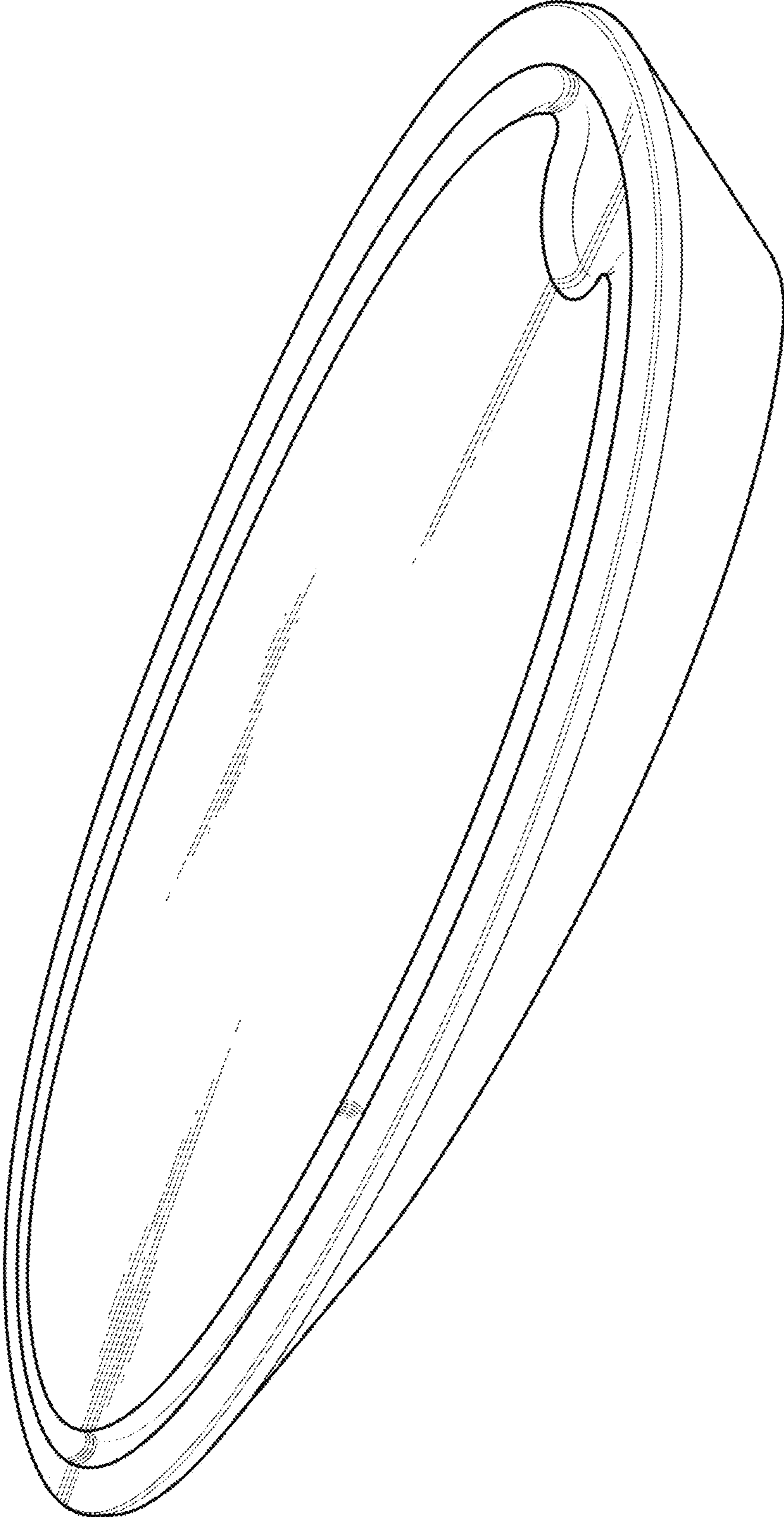


FIG. 1

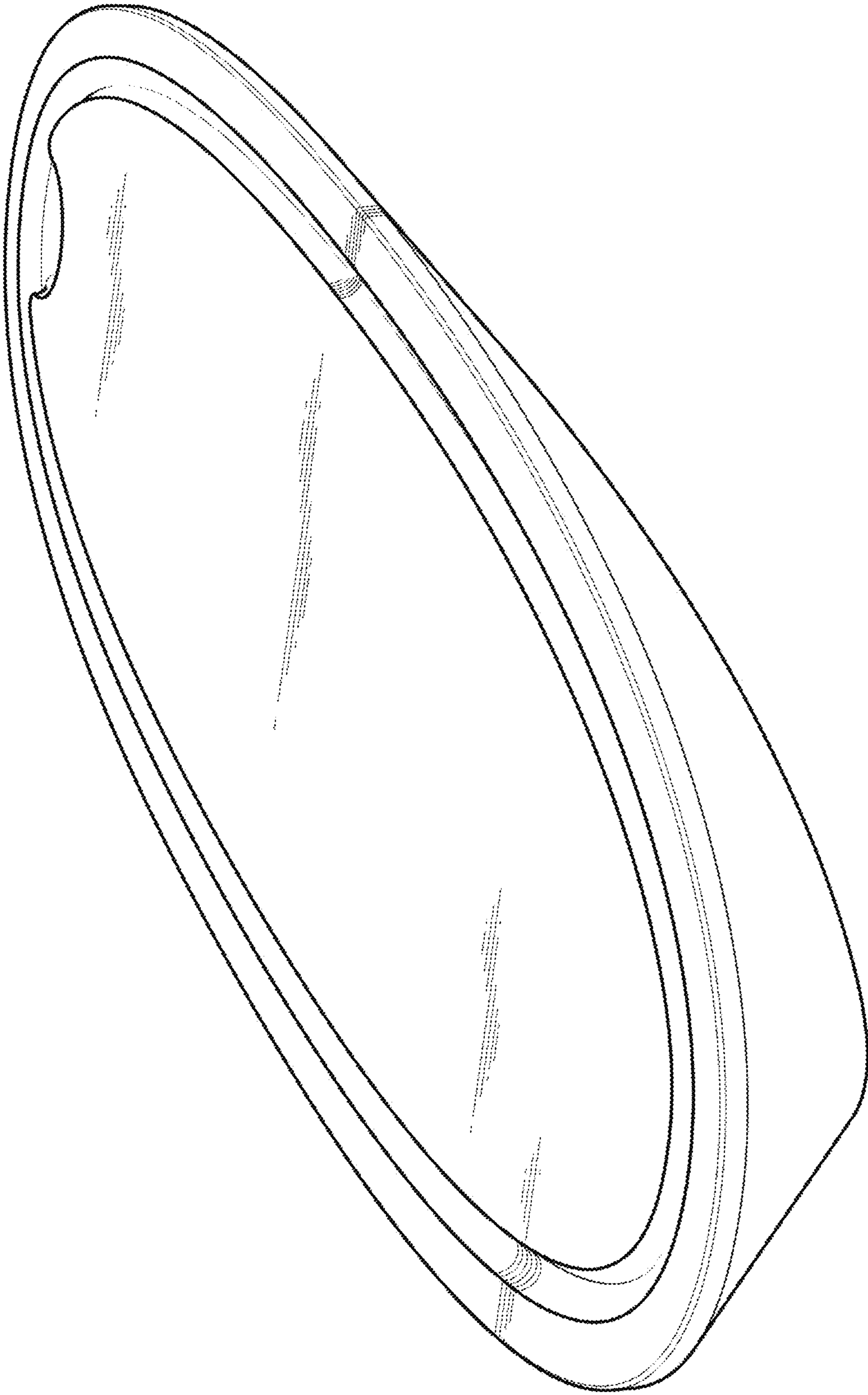


FIG. 2




FIG. 3

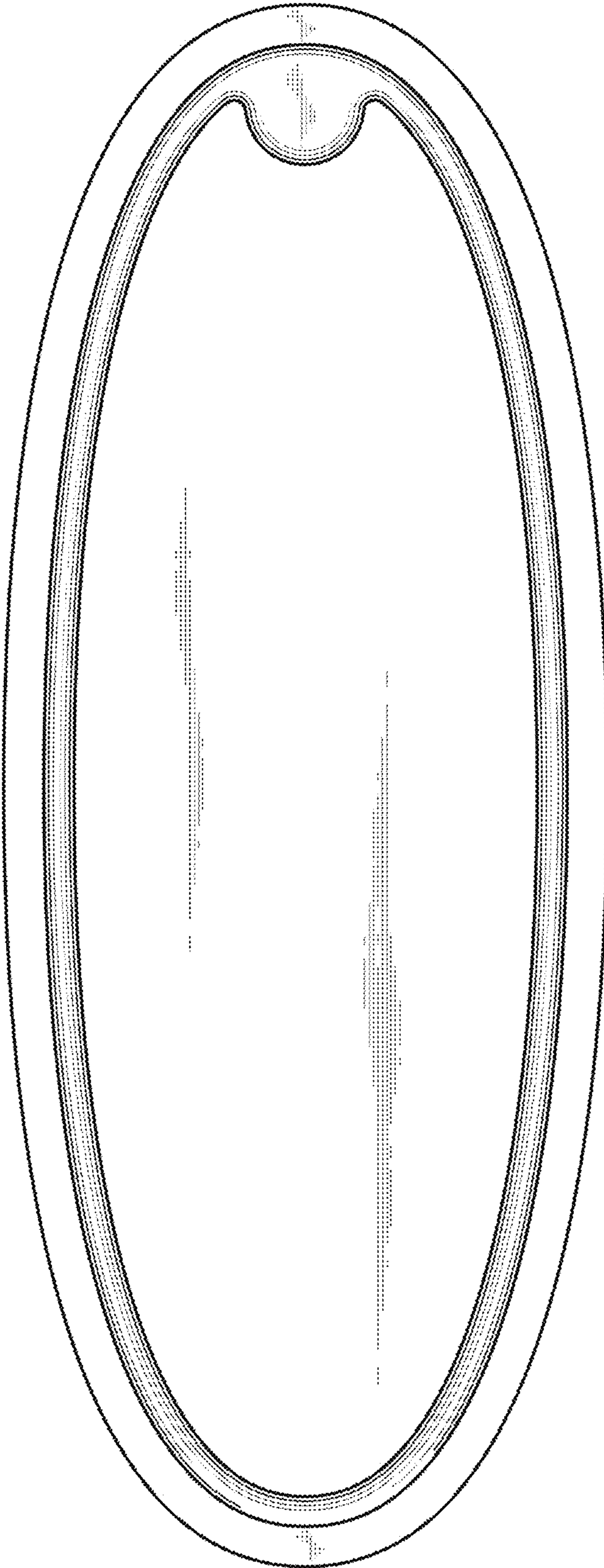


FIG. 4

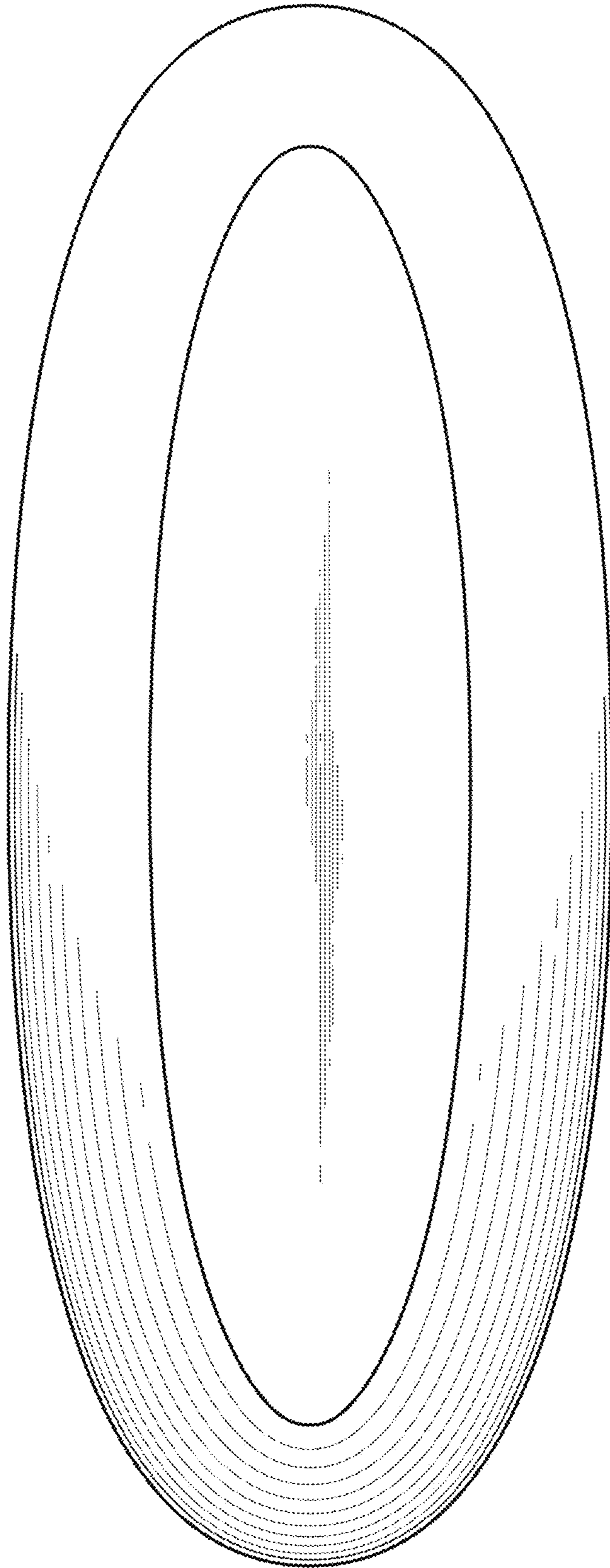


FIG. 5




FIG. 6




FIG. 7