



US00D909136S

(12) **United States Design Patent**
Hannouche

(10) **Patent No.:** **US D909,136 S**

(45) **Date of Patent:** **** Feb. 2, 2021**

(54) **BEVERAGE CONTAINER**

(71) Applicant: **Royal Ventures Group, Inc.**, Glendale, CA (US)

(72) Inventor: **Rafi Hannouche**, Glendale, CA (US)

(**) Term: **15 Years**

(21) Appl. No.: **29/689,962**

(22) Filed: **May 3, 2019**

(51) **LOC (13) Cl.** **07-01**

(52) **U.S. Cl.**
USPC **D7/529**; D7/532; D9/522; D9/543;
D9/565

(58) **Field of Classification Search**

USPC D7/507, 509, 510, 511, 513, 529, 531,
D7/532, 523, 533, 534, 535, 536, 392.1,
D7/296.1, 396.2, 300.1, 608, 300, 320,
D7/624.1, 624.2; D3/202; D9/501, 502,
D9/503, 504, 530, 529, 522, 554, 567,
D9/571, 569, 449, 516, 523, 524, 543,
D9/565, 575

CPC A47G 19/22; A47G 19/2288; A47G
19/2205; A47G 19/2211; A47J 41/0077;
A45F 3/16

See application file for complete search history.

(56) **References Cited**

U.S. PATENT DOCUMENTS

D198,288 S *	5/1964	Johns	D9/526
D220,249 S *	3/1971	Gould	D9/522
D308,480 S *	6/1990	Hoyt	D7/591
D330,515 S *	10/1992	Patel	D9/523
D444,068 S *	6/2001	Farris	D9/516
D449,778 S *	10/2001	Legoupil	D9/523
D487,873 S *	3/2004	Desouza	D9/520
D508,411 S *	8/2005	Lamb	D9/504
D508,414 S *	8/2005	Lamb	D9/504
D510,868 S *	10/2005	Rae	B65D 21/0202 D9/522

D558,575 S *	1/2008	Van Der Krogt	D9/522
D558,604 S *	1/2008	Dohm	D9/522
D561,031 S *	2/2008	Lin	D9/522
D585,752 S *	2/2009	Shami	D9/530
D594,339 S *	6/2009	Geeraert	D9/523
D612,737 S *	3/2010	Bansal	D9/529
D626,434 S *	11/2010	Massin	D9/743
D680,436 S *	4/2013	Sanchez	D9/522
D747,147 S *	1/2016	Sanbar	D7/510
D758,133 S *	6/2016	Peng	D7/511
D758,882 S *	6/2016	Bruining	D9/741
D761,109 S *	7/2016	Ferrone	D9/523

(Continued)

Primary Examiner — Jae Liang

(74) *Attorney, Agent, or Firm* — Omni Legal Group;
Omid E. Khalifeh

(57) **CLAIM**

The ornamental design for a beverage container, as shown and described.

DESCRIPTION

FIG. 1 is a perspective view of a beverage container according to the present invention;

FIG. 2 is a front view of a beverage container according to the present invention;

FIG. 3 is a back view of a beverage container according to the present invention;

FIG. 4 is a first side view of a beverage container according to the present invention;

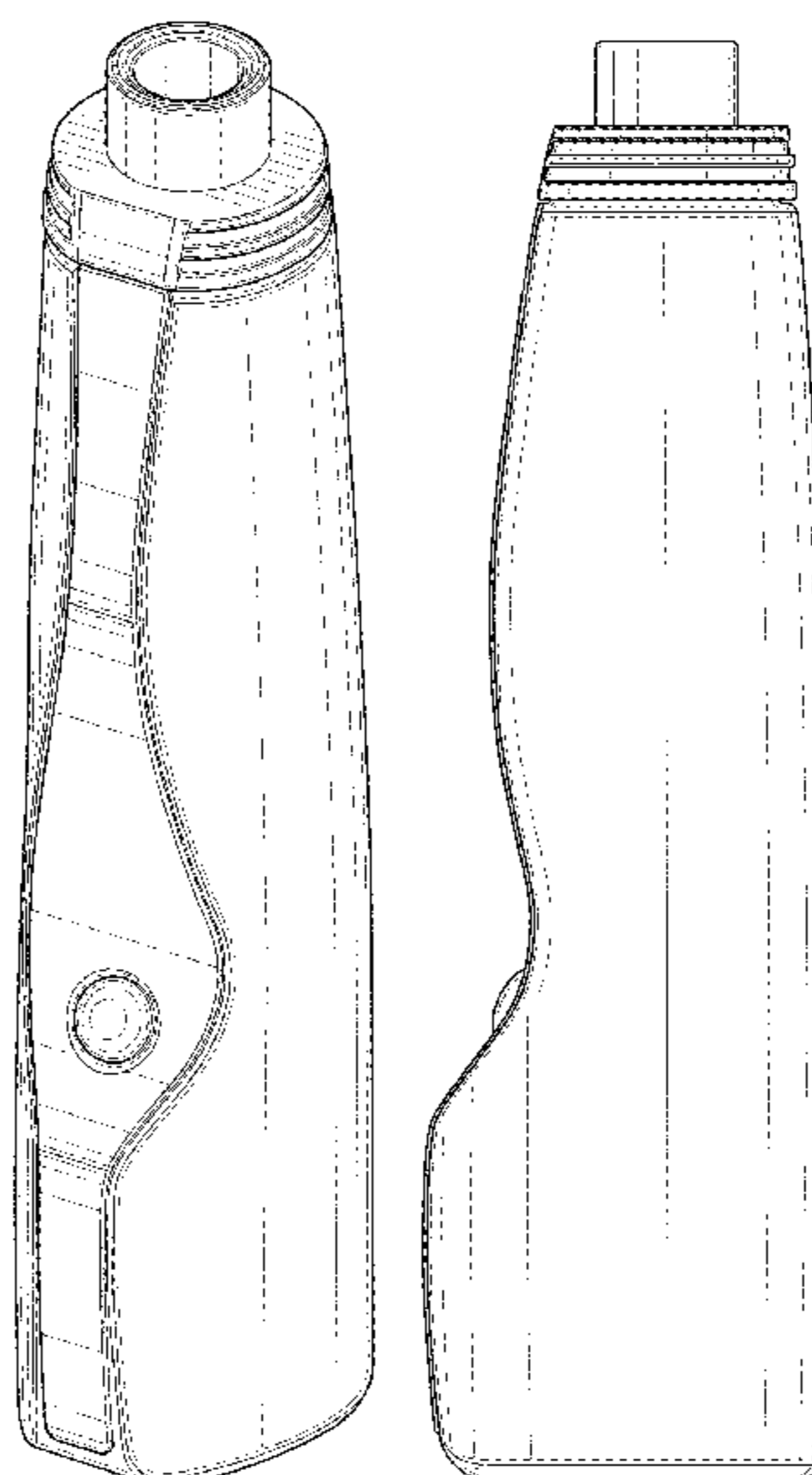
FIG. 5 is a second side view of a beverage container according to the present invention;

FIG. 6 is a top view of a beverage container according to the present invention; and,

FIG. 7 is a bottom view of a beverage container according to the present invention.

The broken lines shown in FIG. 7 are for the purpose of illustrating portions of the beverage container that form no part of the claimed design.

1 Claim, 6 Drawing Sheets



(56)

References Cited

U.S. PATENT DOCUMENTS

D775,904 S *	1/2017	Ruthe-Steinsiek	D7/619.1
D843,784 S *	3/2019	Black	D7/507
D848,849 S *	5/2019	Sim	D9/522
D859,921 S *	9/2019	Schmidt	D7/511
D866,336 S *	11/2019	Ramsuer	D9/516
D878,864 S *	3/2020	Lawson-Shanks	D7/507

* cited by examiner

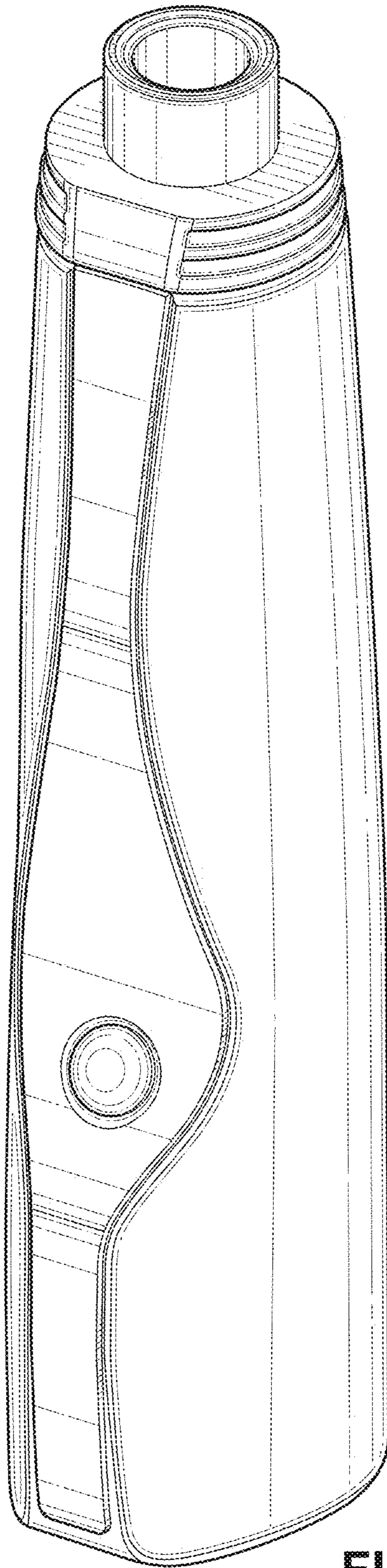


FIG. 1

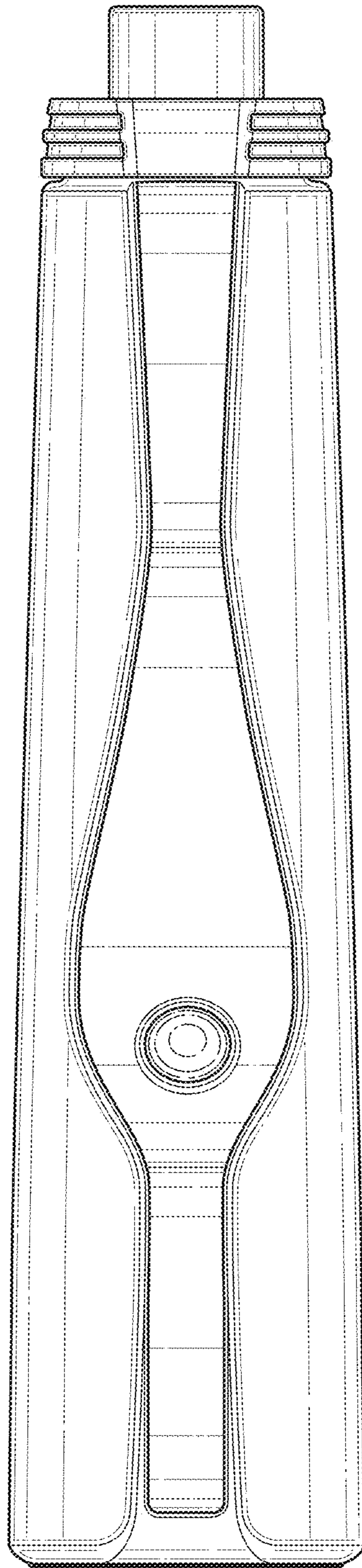


FIG. 2

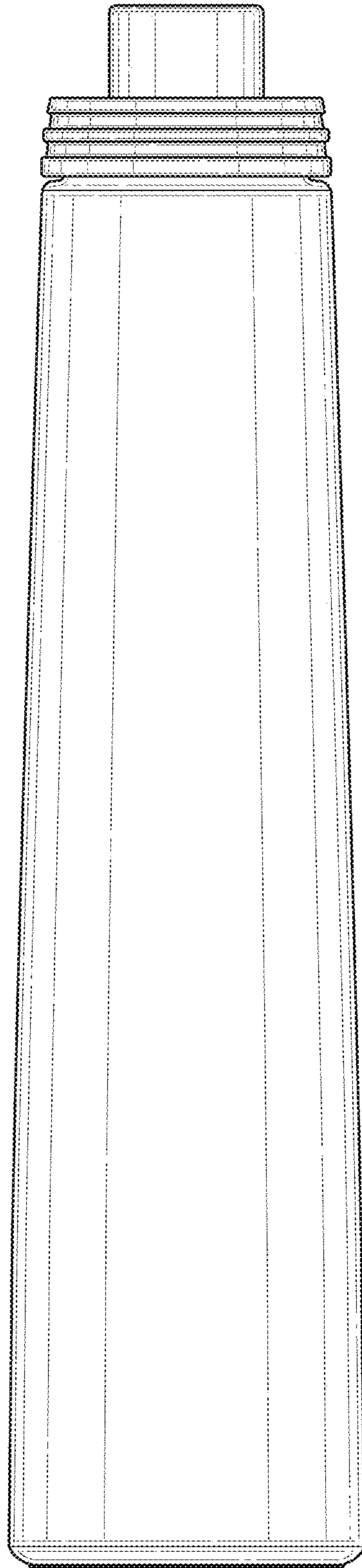


FIG. 3

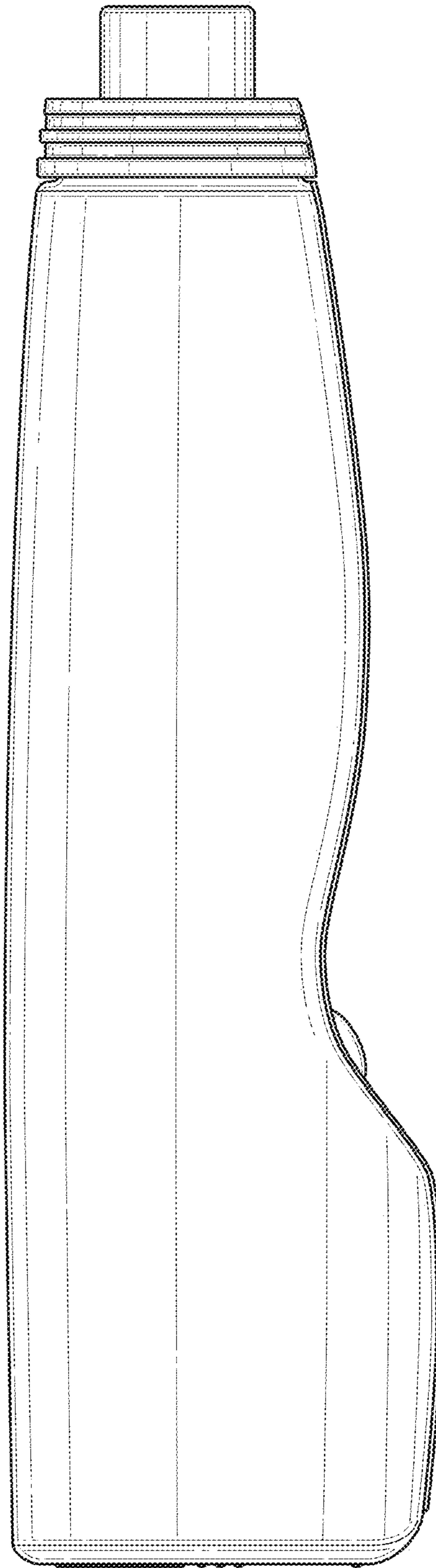


FIG. 4

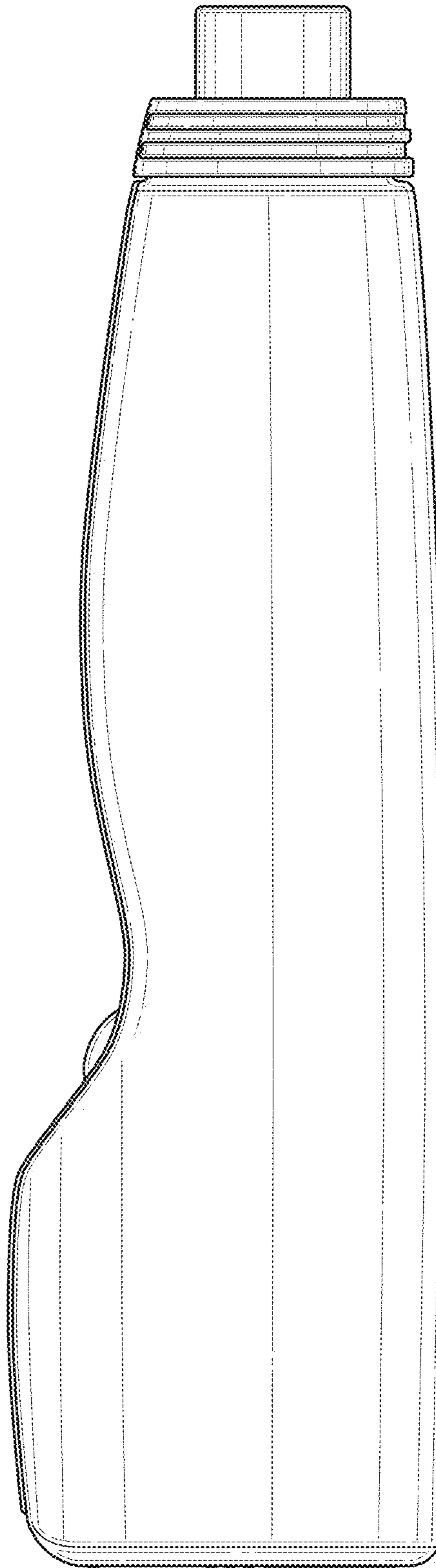


FIG. 5

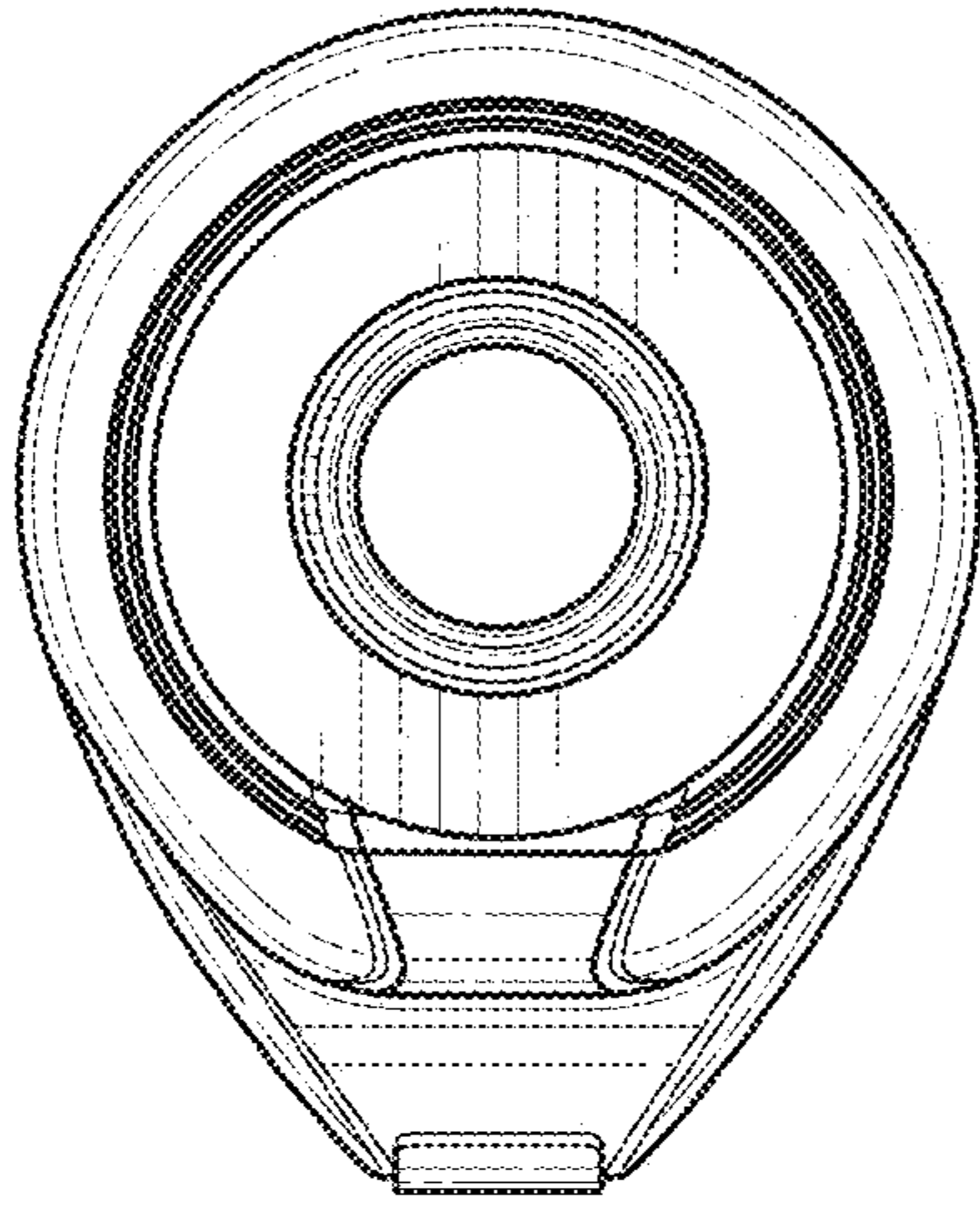


FIG. 6

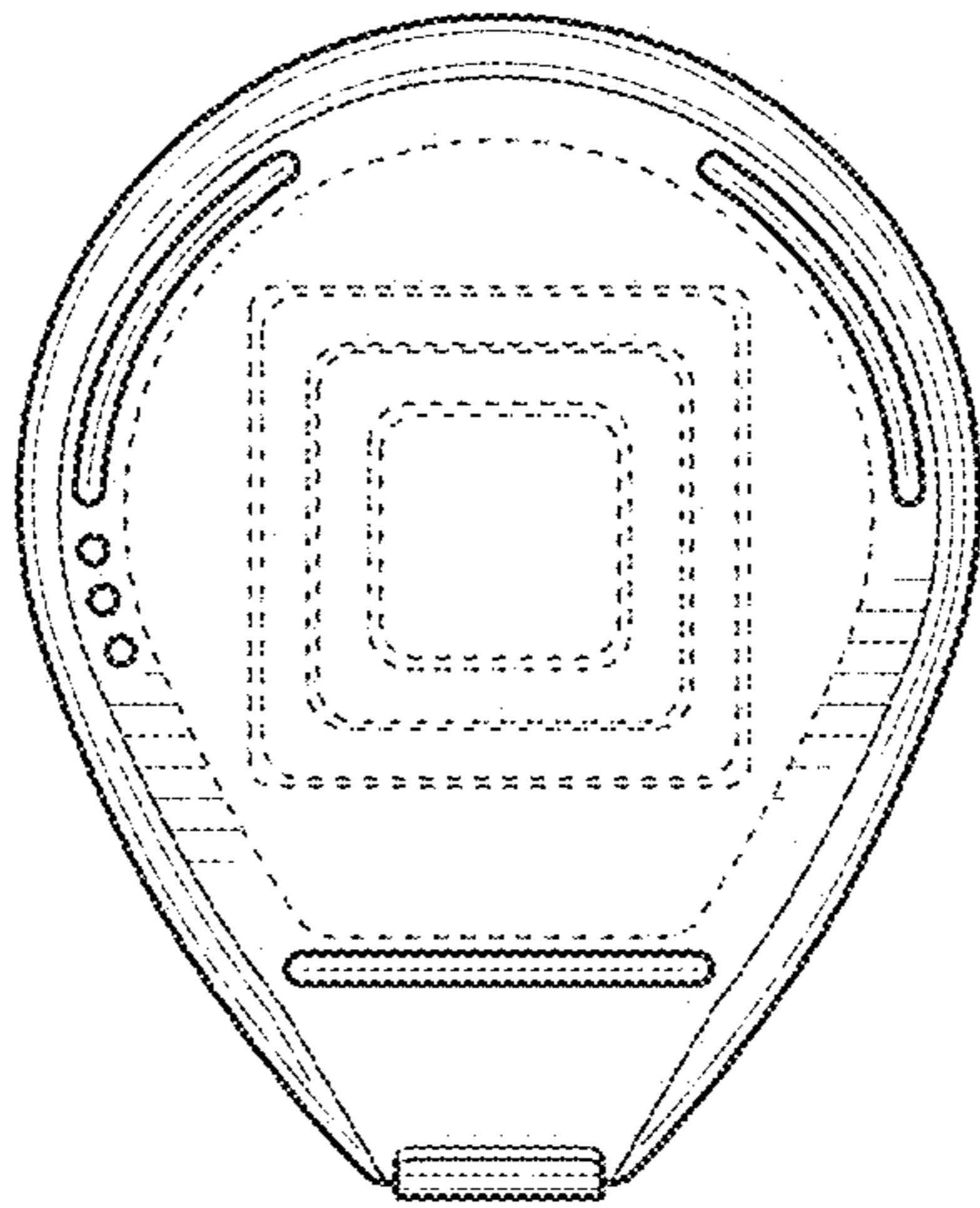


FIG. 7