



US00D909117S

(12) **United States Design Patent**  
**Huang**

(10) **Patent No.:** **US D909,117 S**

(45) **Date of Patent:** **\*\* Feb. 2, 2021**

(54) **COOKING APPLIANCE**

(71) Applicant: **ZHUHAI FEILONG ELECTRIC APPLIANCE CO., LTD.**, Guangdong (CN)

(72) Inventor: **Chaolong Huang**, Zhuhai (CN)

(\*\*) Term: **15 Years**

(21) Appl. No.: **29/678,208**

(22) Filed: **Jan. 26, 2019**

(30) **Foreign Application Priority Data**

Aug. 1, 2018 (CN) ..... 2018 3 0419261

(51) **LOC (13) Cl.** ..... **07-02**

(52) **U.S. Cl.**  
USPC ..... **D7/362**

(58) **Field of Classification Search**

USPC ..... D7/323, 328-330, 337, 347, 352-364, D7/367, 402, 409-411

CPC . A21B 5/023; A47J 27/60; A47J 27/62; A47J 37/04; A47J 37/06; A47J 37/067; A47J 37/0605; A47J 37/0611; A47J 37/0623; A47J 37/0629; A47J 37/0676; A47J 2037/06; A47J 2037/0611; F24C 15/10; F24C 15/102; H05B 6/02; H05B 6/062

See application file for complete search history.

(56) **References Cited**

**U.S. PATENT DOCUMENTS**

6,024,014 A \* 2/2000 Kasai ..... A47J 37/067  
99/400  
D473,419 S \* 4/2003 Garman ..... D7/363

D484,737 S \* 1/2004 Bodum ..... D7/337  
D644,059 S \* 8/2011 Bodum ..... D7/362  
D660,640 S \* 5/2012 De'Longhi ..... D7/354  
D755,560 S \* 5/2016 Day ..... D7/352  
D758,785 S \* 6/2016 Verbrugge ..... D7/352  
D811,797 S \* 3/2018 Mansueto ..... D7/337  
D811,798 S \* 3/2018 Mansueto ..... D7/337  
D846,330 S \* 4/2019 Hong ..... D7/337  
D860,728 S \* 9/2019 Hubert ..... D7/409

\* cited by examiner

*Primary Examiner* — Ricky Pham

(74) *Attorney, Agent, or Firm* — Theodore S. Lee, Esq.

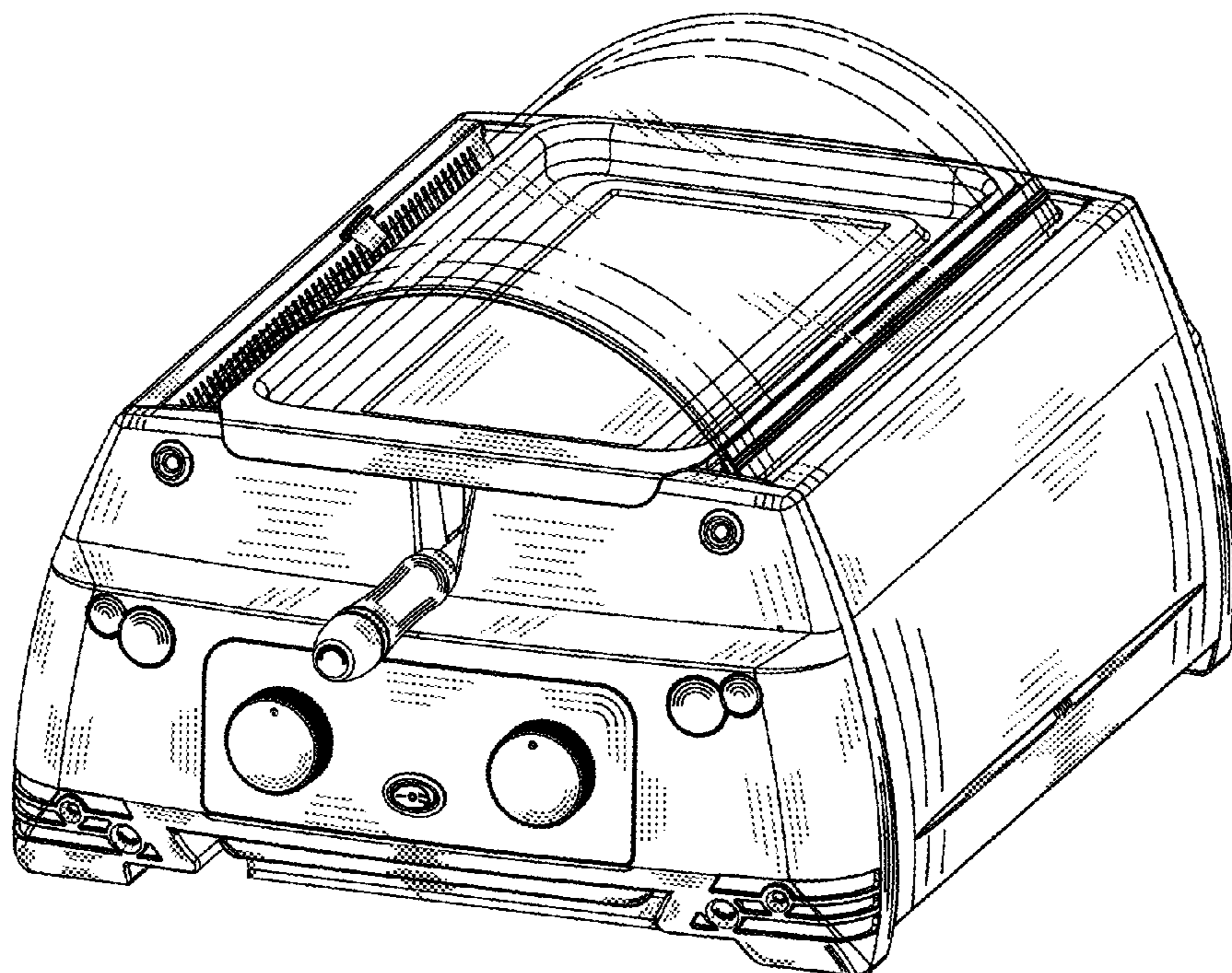
(57) **CLAIM**

The ornamental design for a cooking appliance, as shown and described.

**DESCRIPTION**

FIG. 1 is a front elevational view of a cooking appliance showing my new design;  
FIG. 2 is a rear elevation view of the cooking appliance of FIG. 1;  
FIG. 3 is a left side elevation view of the cooking appliance of FIG. 1;  
FIG. 4 is a right side elevation view of the cooking appliance of FIG. 1;  
FIG. 5 is a top plan view of the cooking appliance of FIG. 1;  
FIG. 6 is a bottom plan view of the cooking appliance of FIG. 1; and,  
FIG. 7 is a front, right, top perspective view of the cooking appliance of FIG. 1.

**1 Claim, 7 Drawing Sheets**






FIG. 1




FIG. 2

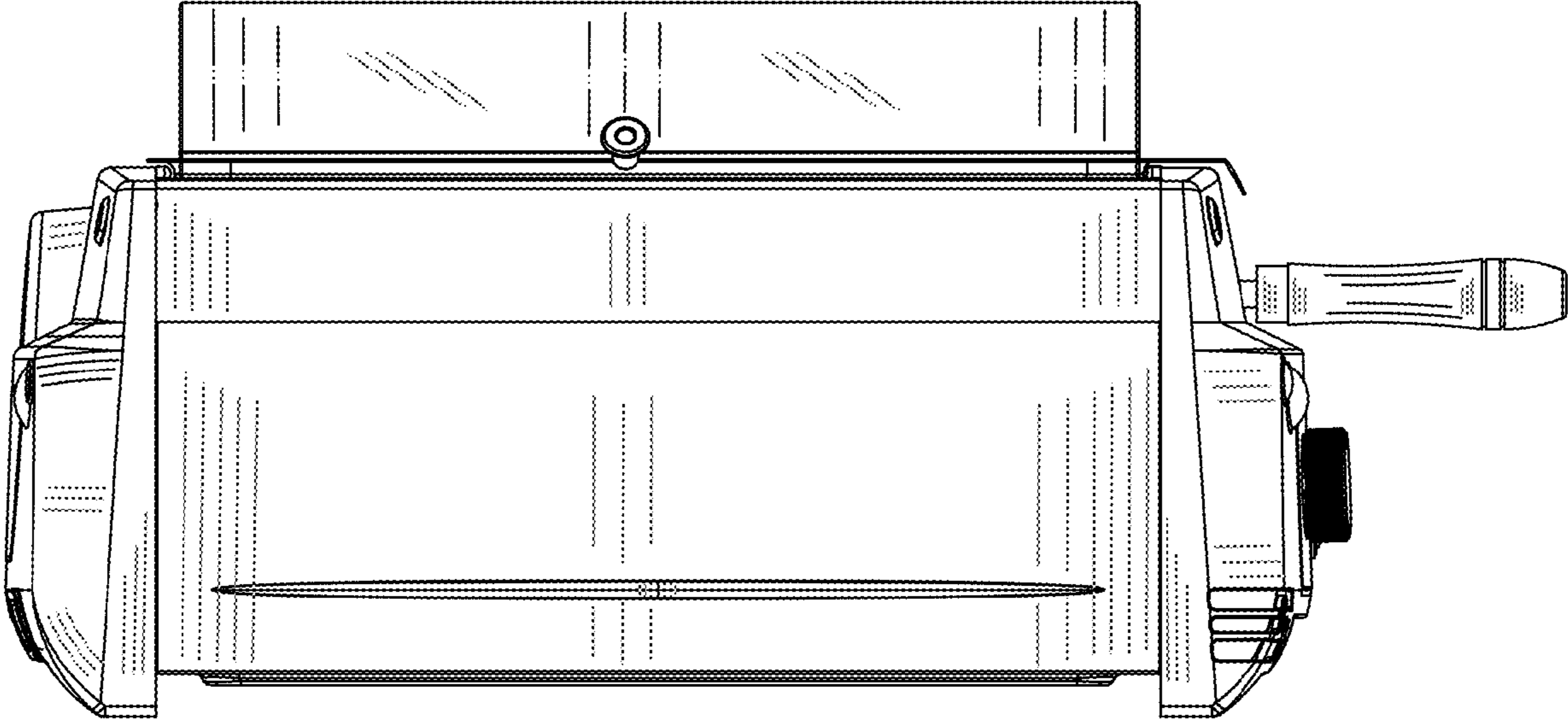


FIG. 3

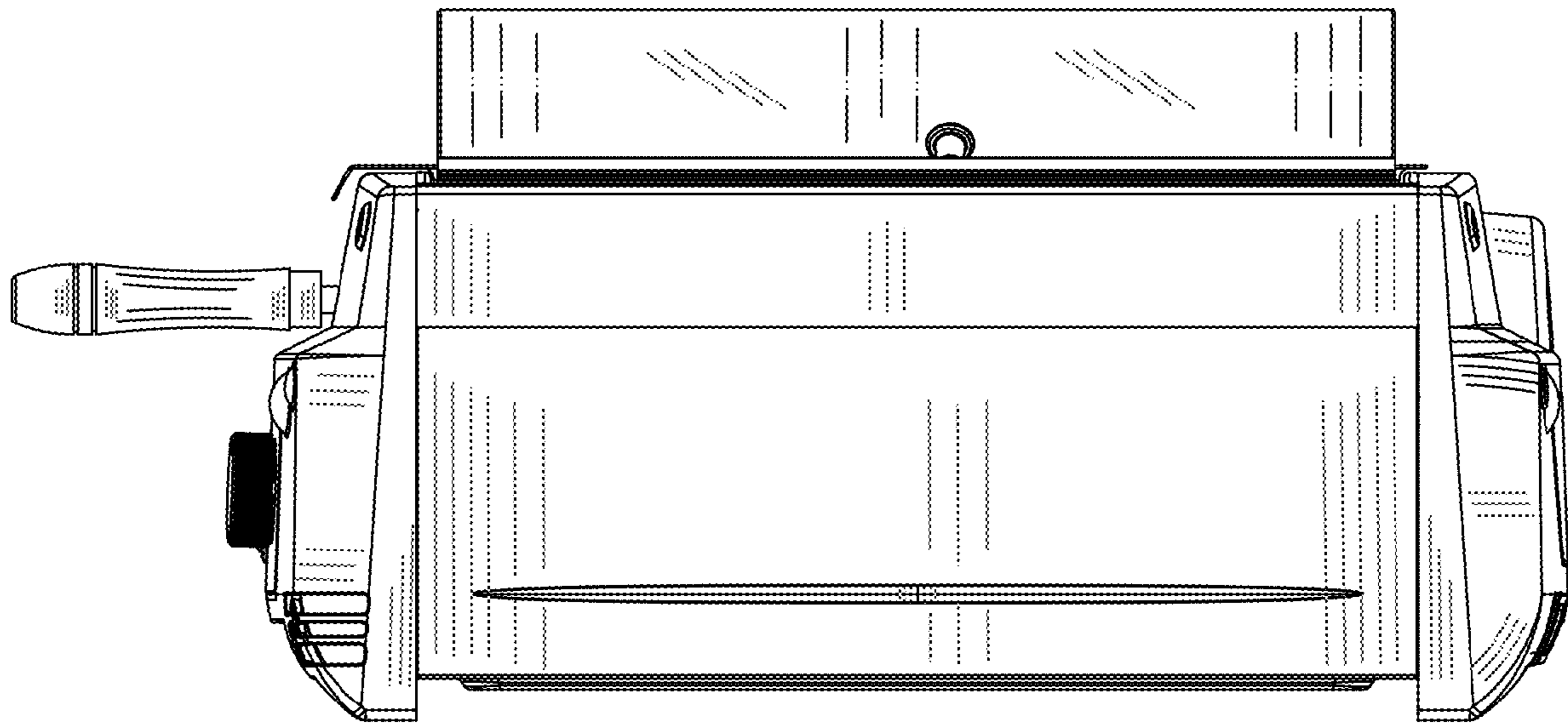


FIG. 4

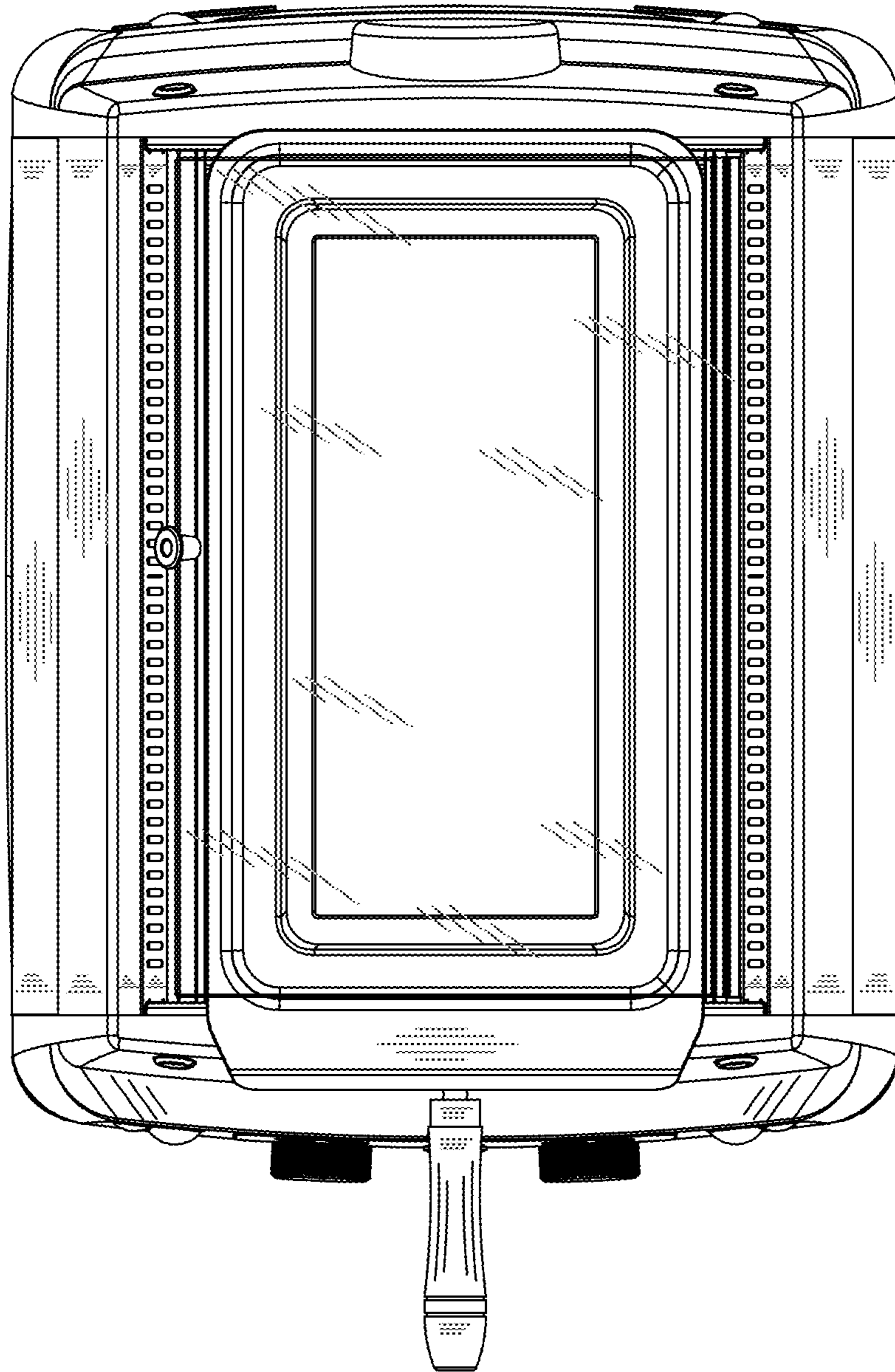


FIG. 5

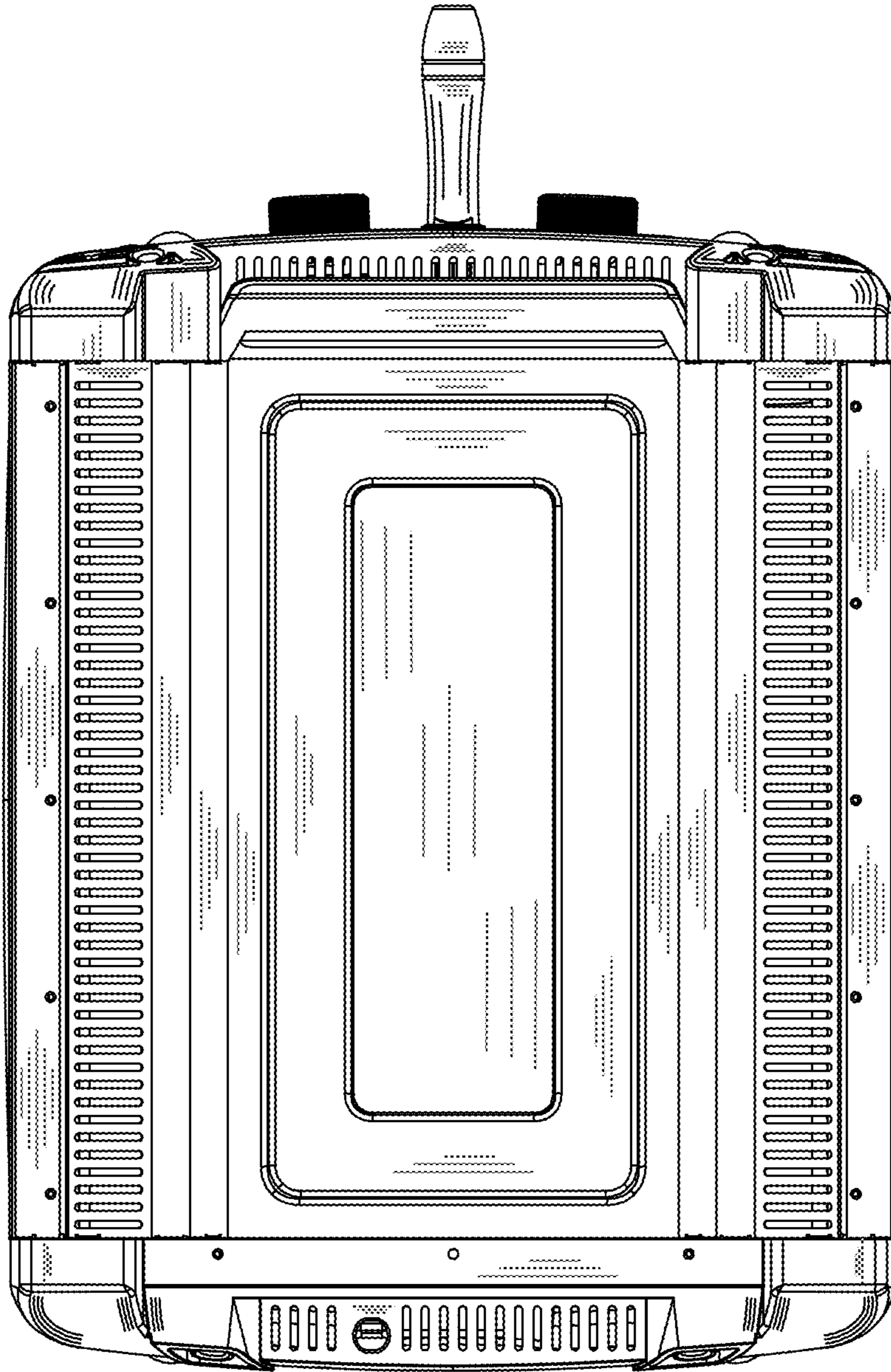


FIG. 6

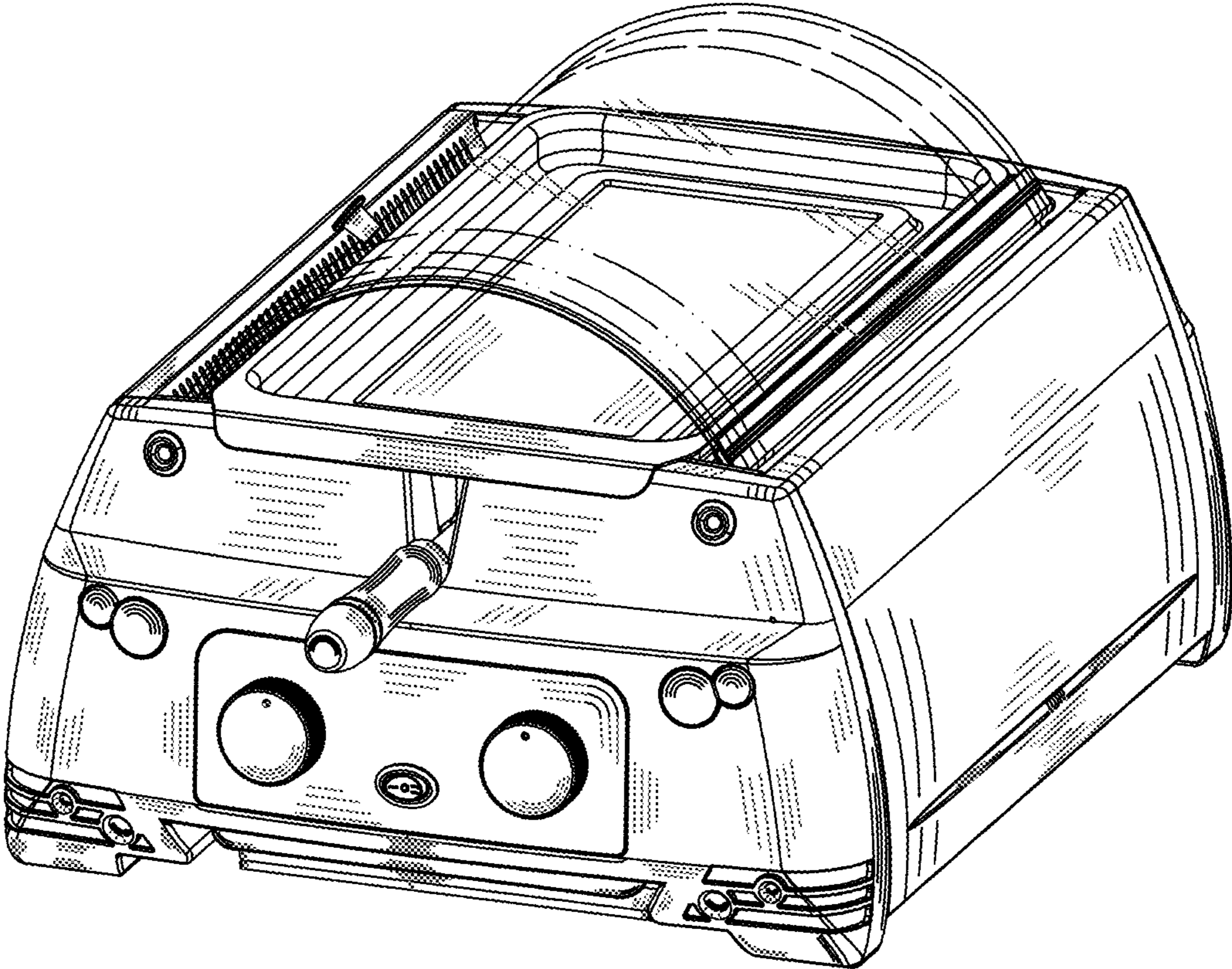


FIG. 7