



US00D909091S

(12) **United States Design Patent**
Chen

(10) **Patent No.:** **US D909,091 S**

(45) **Date of Patent:** **** Feb. 2, 2021**

(54) **ANTI-SLIP BATHMAT**

(71) Applicant: **Linfei Chen, Yiwu (CN)**

(72) Inventor: **Linfei Chen, Yiwu (CN)**

(**) Term: **15 Years**

(21) Appl. No.: **29/704,410**

(22) Filed: **Sep. 4, 2019**

(51) **LOC (13) Cl.** **06-11**

(52) **U.S. Cl.**
USPC **D6/584**

(58) **Field of Classification Search**
USPC D6/582-584, 586-589, 592, 593; D5/4,
D5/58; D12/203; D19/9; D24/200,
D24/212-215; D25/138, 148, 163;
D32/40, 57
CPC A47G 27/02; A47G 27/0206; A47G
27/0212; A47G 27/0225; A47G 27/0231;
A47G 27/0237; A47G 27/0468; A47G
9/062; A47K 3/002; A47K 7/026; A36B
21/4037; A36B 6/00; G09B 19/0015;
B60N 3/044

See application file for complete search history.

(56) **References Cited**

U.S. PATENT DOCUMENTS

D41,736 S *	8/1911	Oakley	E02B 3/123 D6/586
2,274,468 A *	2/1942	Bell	112/421
2,320,052 A *	5/1943	Rodriguez	160/231.2
2,525,277 A *	10/1950	Thompson, Sr.	..	A47G 27/0212 160/231.2
D184,046 S *	12/1958	Erikson	D6/586
D200,524 S *	3/1965	Narens	D6/583
3,424,265 A *	1/1969	Stata	B60N 3/044 180/90.6
D268,308 S *	3/1983	Milani	D23/304
5,108,222 A *	4/1992	Jansson	E02B 3/123 405/15

5,439,171 A *	8/1995	Fruend	B60B 39/12 152/208
D414,973 S *	10/1999	Craft	D6/582
D690,536 S *	10/2013	Young	H04L 63/10 D6/601
D829,148 S *	9/2018	Joyce	B60N 3/044 D12/203
D894,634 S *	9/2020	Schluter	E03C 1/186 D6/586
D895,220 S *	9/2020	Eilmus	E03C 1/186 D32/57
D902,626 S *	11/2020	Schluter	D6/586
2014/0127449 A1 *	5/2014	Wang	A47G 27/0225 428/99
2017/0189742 A1 *	7/2017	Mangum	A63B 21/4037
2018/0368604 A1 *	12/2018	Weih	H04L 63/10

* cited by examiner

Primary Examiner — Kevin K Rudzinski
Assistant Examiner — Clare Ann Gannon
(74) *Attorney, Agent, or Firm* — Zhihua Han; Wen IP
LLC

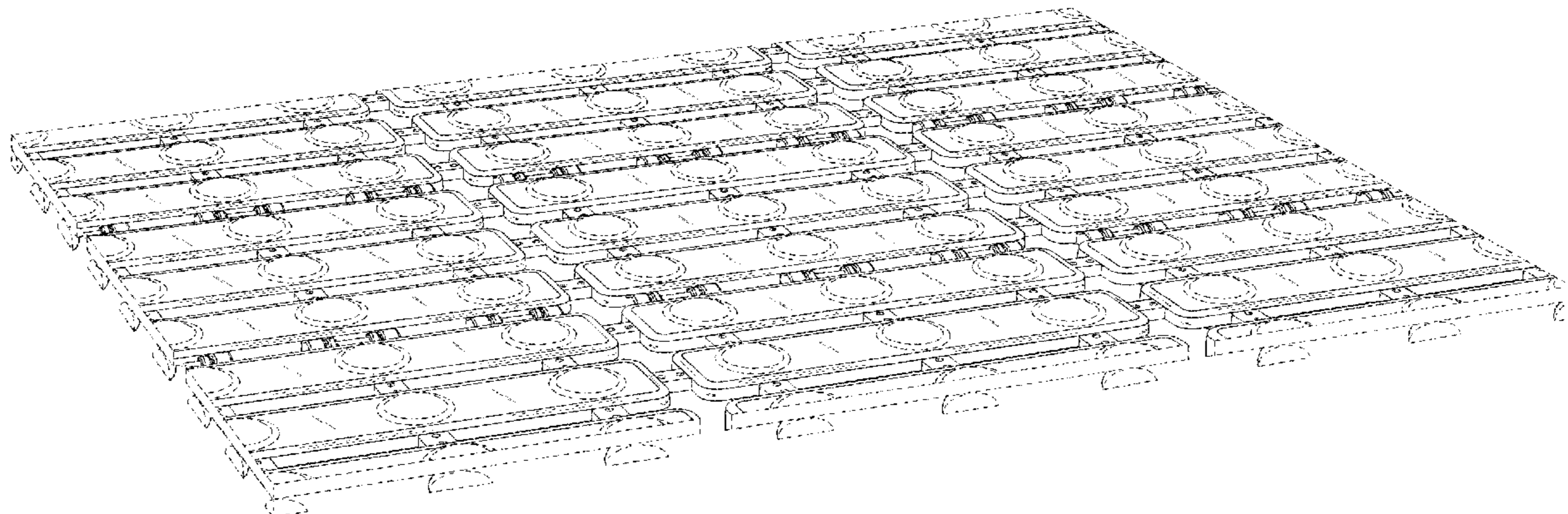
(57) **CLAIM**

The ornamental design for the anti-slip bathmat, as shown and described.

DESCRIPTION

FIG. 1 is a prospective view of an anti-slip bathmat, showing my new design;
FIG. 2 is a front elevational view thereof;
FIG. 3 is a rear elevational view thereof;
FIG. 4 is a left side elevational view thereof;
FIG. 5 is a right side elevational view thereof;
FIG. 6 is a top plan view thereof; and,
FIG. 7 is a bottom plan view thereof.
The shade lines in the Figures show contour and not surface ornamentation.
The broken lines in the Figures show portions of the anti-slip bathmat which form no part of the claimed design.

1 Claim, 7 Drawing Sheets



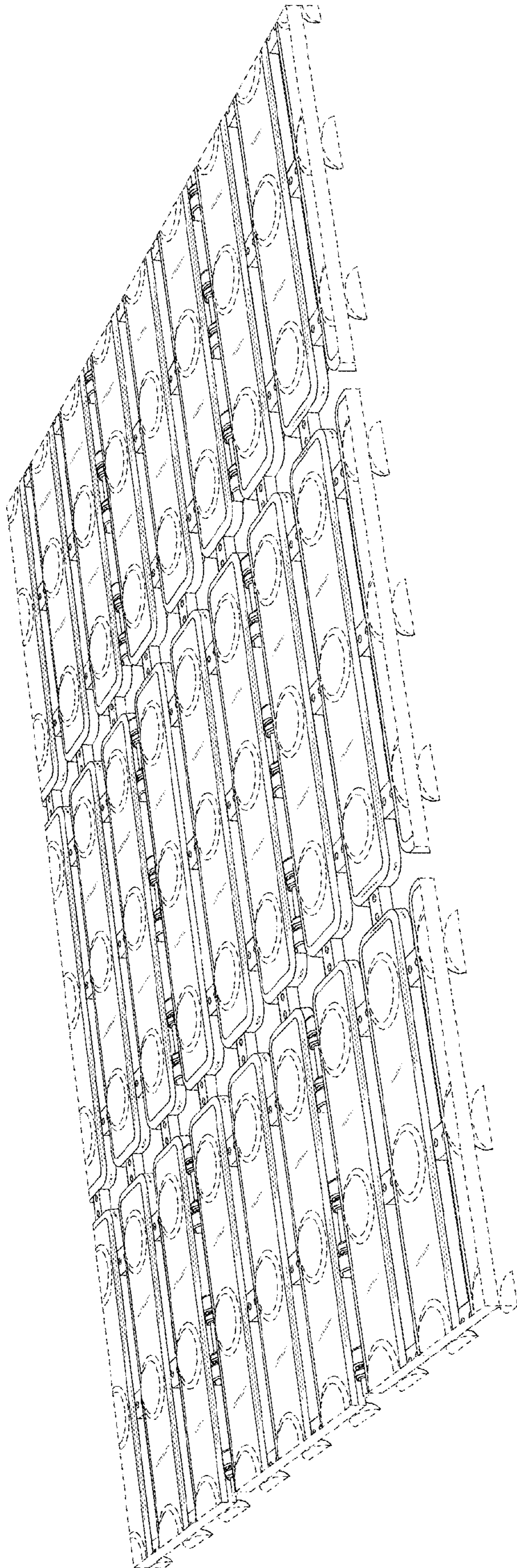


fig. 1



fig.2

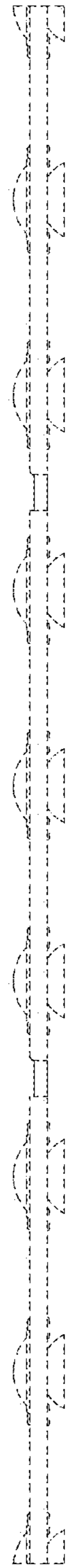


fig.3



fig.4

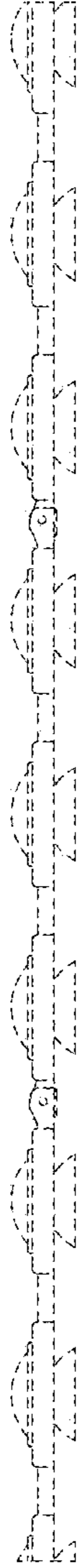


fig. 5




fig.6




fig. 7