



US00D909079S

(12) **United States Design Patent** (10) **Patent No.:** **US D909,079 S**
Ding et al. (45) **Date of Patent:** **** Feb. 2, 2021**

(54) **SEATING FURNITURE**
(71) Applicant: **HNI Technologies Inc.**, Muscatine, IA (US)
(72) Inventors: **Funi Ding**, Yixing (CN); **Matthew Hern**, Malibu, CA (US); **Yorgo Lykouria**, London (GB)
(**) Term: **15 Years**
(21) Appl. No.: **29/649,558**
(22) Filed: **May 31, 2018**
(51) **LOC (13) Cl.** **06-01**
(52) **U.S. Cl.**
USPC **D6/348**
(58) **Field of Classification Search**
USPC D6/334, 336, 358, 360, 361, 362, 364, D6/368, 369, 370, 371, 373, 375, 376, D6/377, 379, 380, 381, 390; D5/47; D30/118; D16/237
CPC A47C 1/026; A47C 1/032; A47C 1/143; A47C 1/146; A47C 3/04; A47C 4/02; A47C 4/12; A47C 4/46; A47C 5/06; A47C 5/10; A47C 5/12; A47C 5/125; A47C 7/40; A47C 15/006; A47C 17/162; A47C 17/1753; A47C 20/04; A47C 20/08; A47C 23/24; A47C 31/11; Y10S 297/02; Y10S 297/90
See application file for complete search history.

(56) **References Cited**
U.S. PATENT DOCUMENTS
D212,009 S * 8/1968 Madlem D30/118
D243,045 S 1/1977 Haynes, Sr.
D244,569 S * 6/1977 Laroye D6/334
D264,898 S * 6/1982 Baker D6/364
D268,797 S 5/1983 Mascheroni
5,947,563 A 9/1999 Klimenko
D460,283 S * 7/2002 Floyd, Jr. D6/375

D550,464 S * 9/2007 Bauchet D6/334
D552,853 S * 10/2007 Goodrick D30/118
D568,622 S 5/2008 Little et al.
D584,011 S * 12/2008 Tai D30/118
D591,064 S * 4/2009 Lee D6/334
D600,029 S 9/2009 Paulin
D610,365 S * 2/2010 Young-il D6/364
D670,508 S * 11/2012 Barber D6/364
D702,956 S * 4/2014 Holscher D6/375
D731,197 S * 6/2015 Lee D6/377
D741,611 S * 10/2015 Lee D6/364
D746,075 S * 12/2015 Lievore D6/364
D759,395 S 6/2016 Hashemi
9,456,696 B2 * 10/2016 Lee A47C 7/46
D777,461 S * 1/2017 Hashemi D6/361
9,713,383 B2 7/2017 Hsu
D813,293 S * 3/2018 Stambouli D16/237

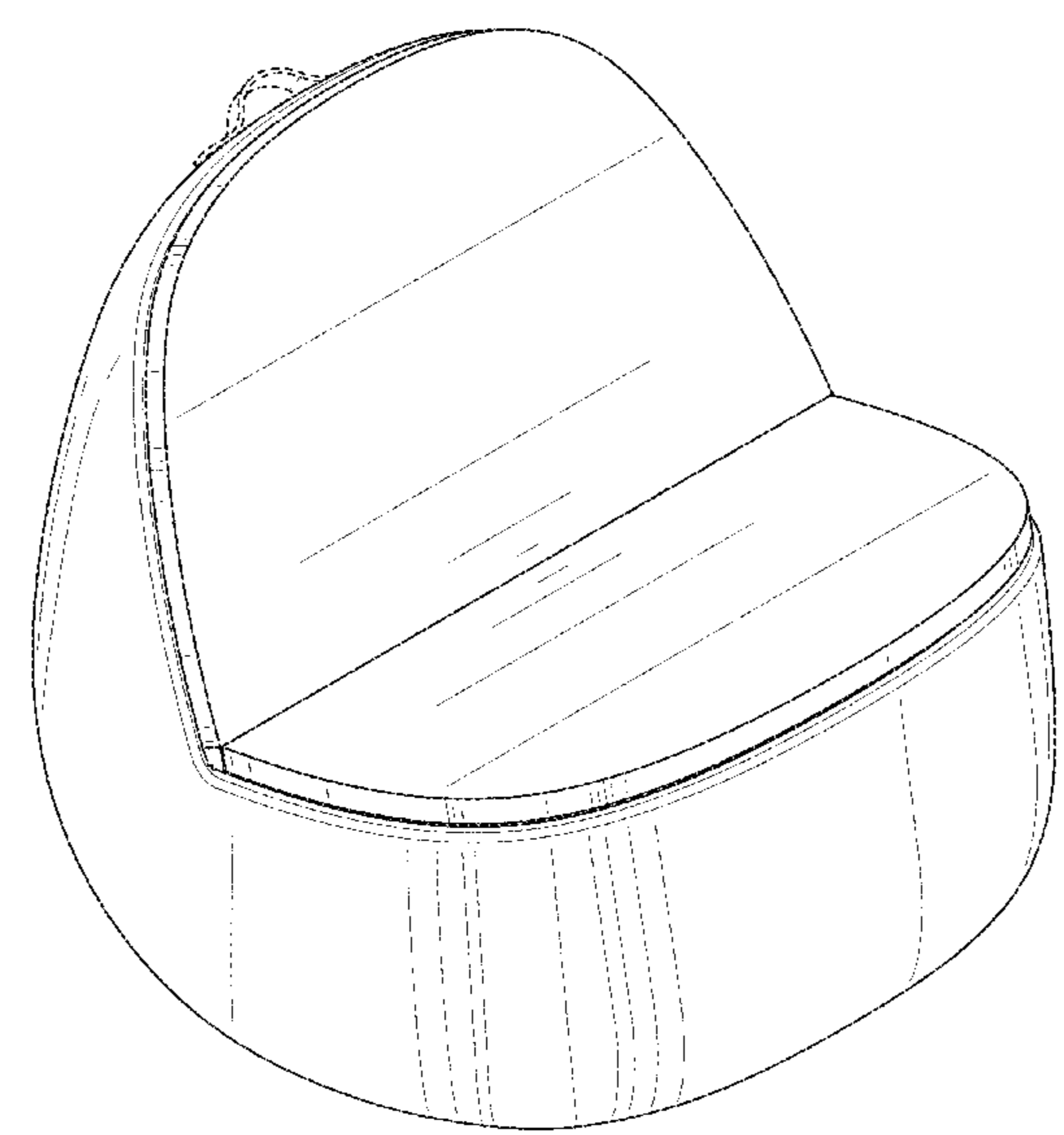
(Continued)

Primary Examiner — Kevin K Rudzinski
Assistant Examiner — Paul D Bohannon
(74) *Attorney, Agent, or Firm* — Faegre Drinker Biddle & Reath LLP

(57) **CLAIM**
The ornamental design for seating furniture, as shown and described.

DESCRIPTION
FIG. 1 is an isometric view of seating furniture from a first, top perspective.
FIG. 2 is an isometric view of seating furniture from a second, bottom perspective.
FIG. 3 is a front view of seating furniture.
FIG. 4 is a rear view of seating furniture.
FIG. 5 is a left side view of seating furniture.
FIG. 6 is a right side view of seating furniture.
FIG. 7 is a top view of seating furniture; and,
FIG. 8 is a bottom view of seating furniture.
The broken lines shown in the drawings are for the purpose of illustrating portions of the article and form no part of the claimed design.

1 Claim, 8 Drawing Sheets



(56)

References Cited

U.S. PATENT DOCUMENTS

D833,162 S * 11/2018 Schnermann D6/361
D871,784 S 1/2020 Sit

* cited by examiner

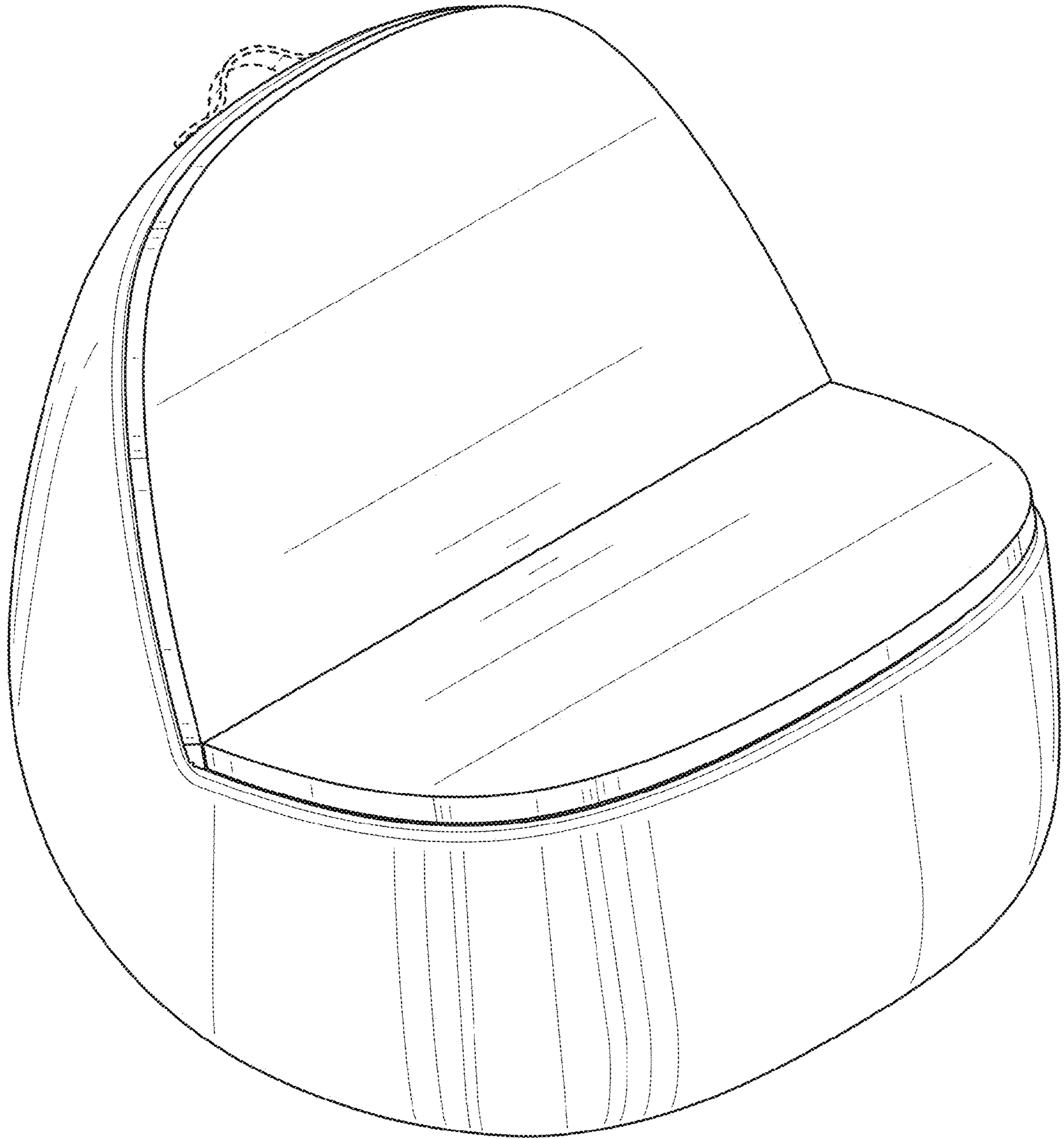


FIG. 1

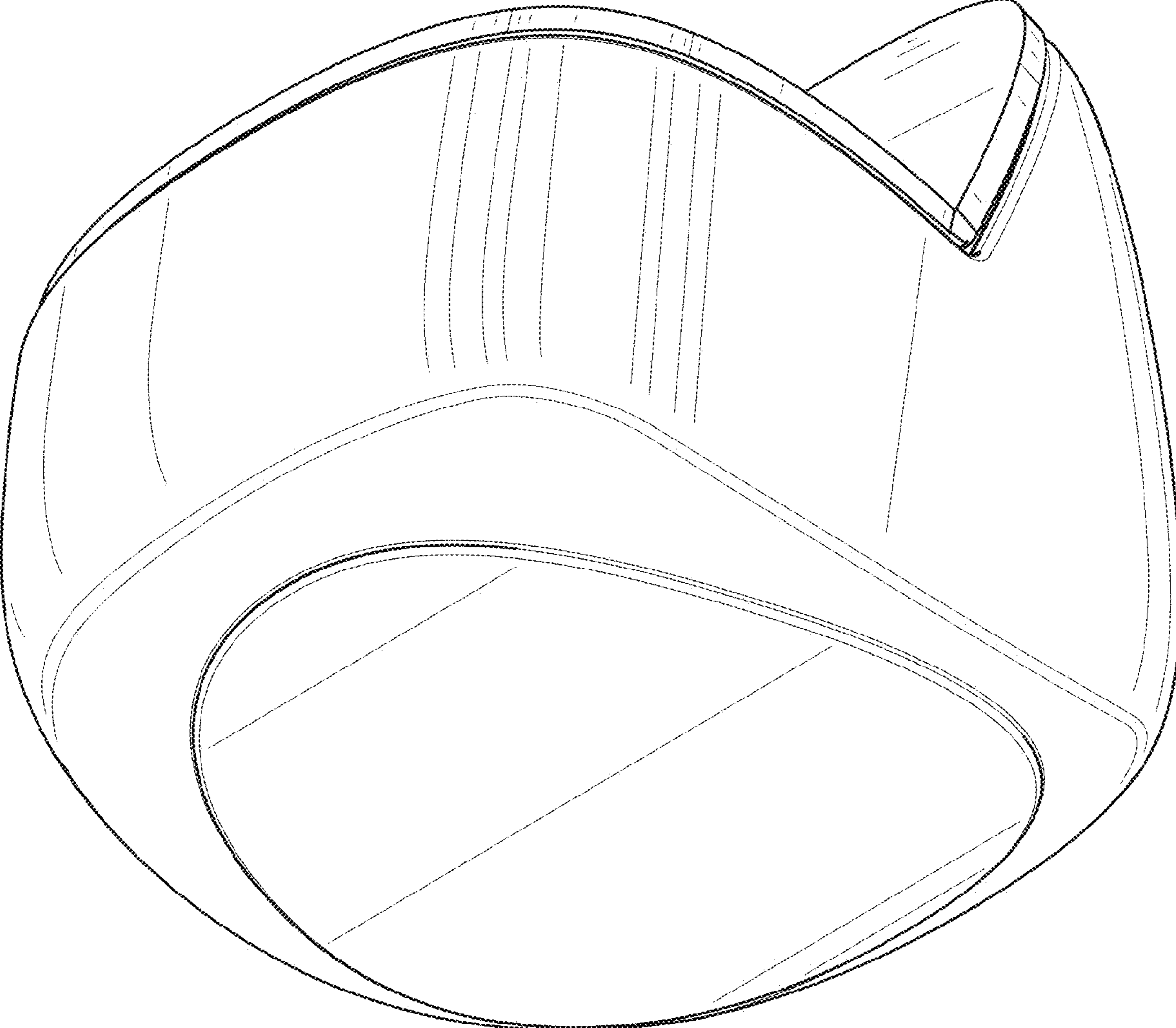


FIG. 2



FIG. 3



FIG. 4

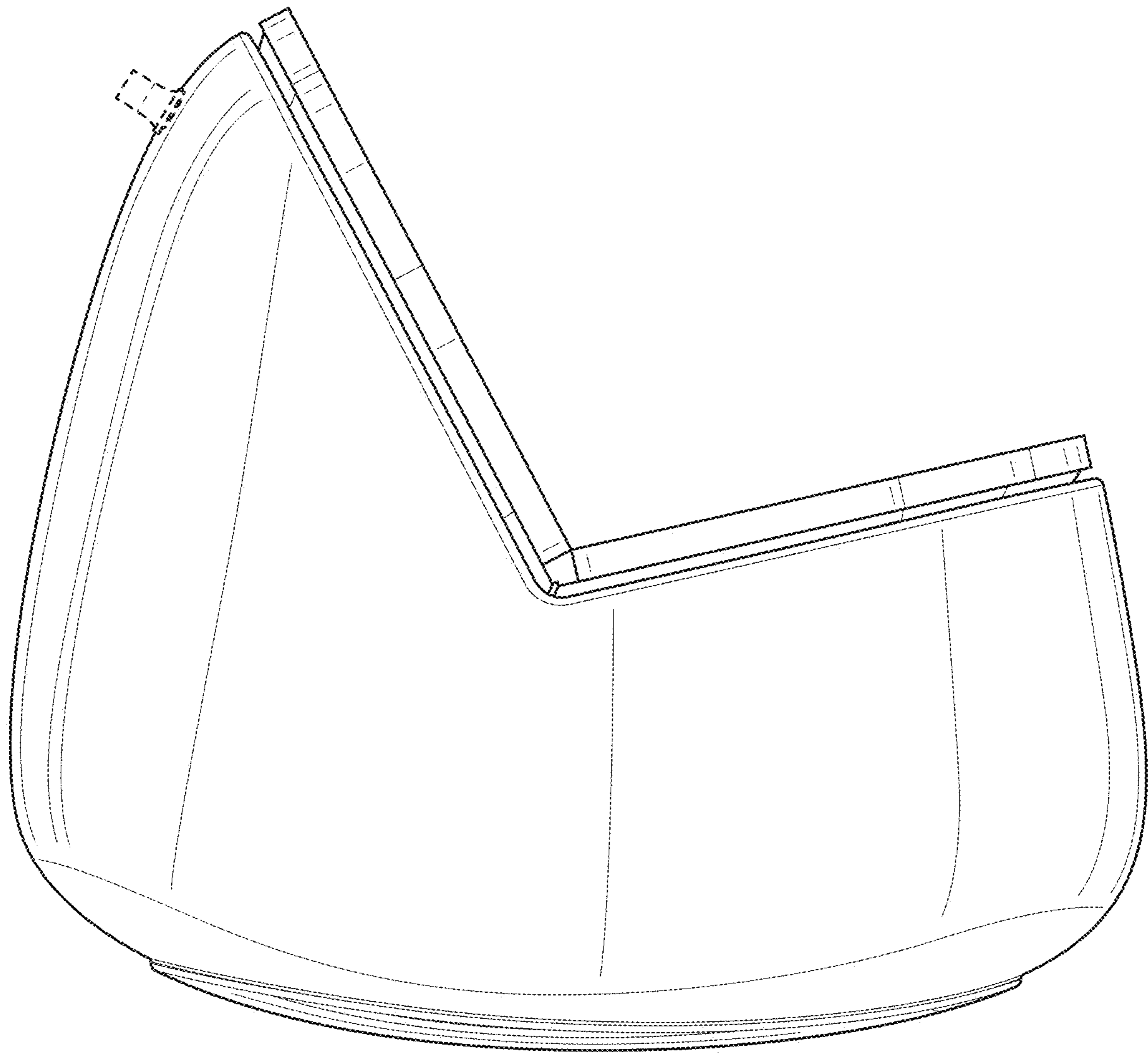


FIG. 5

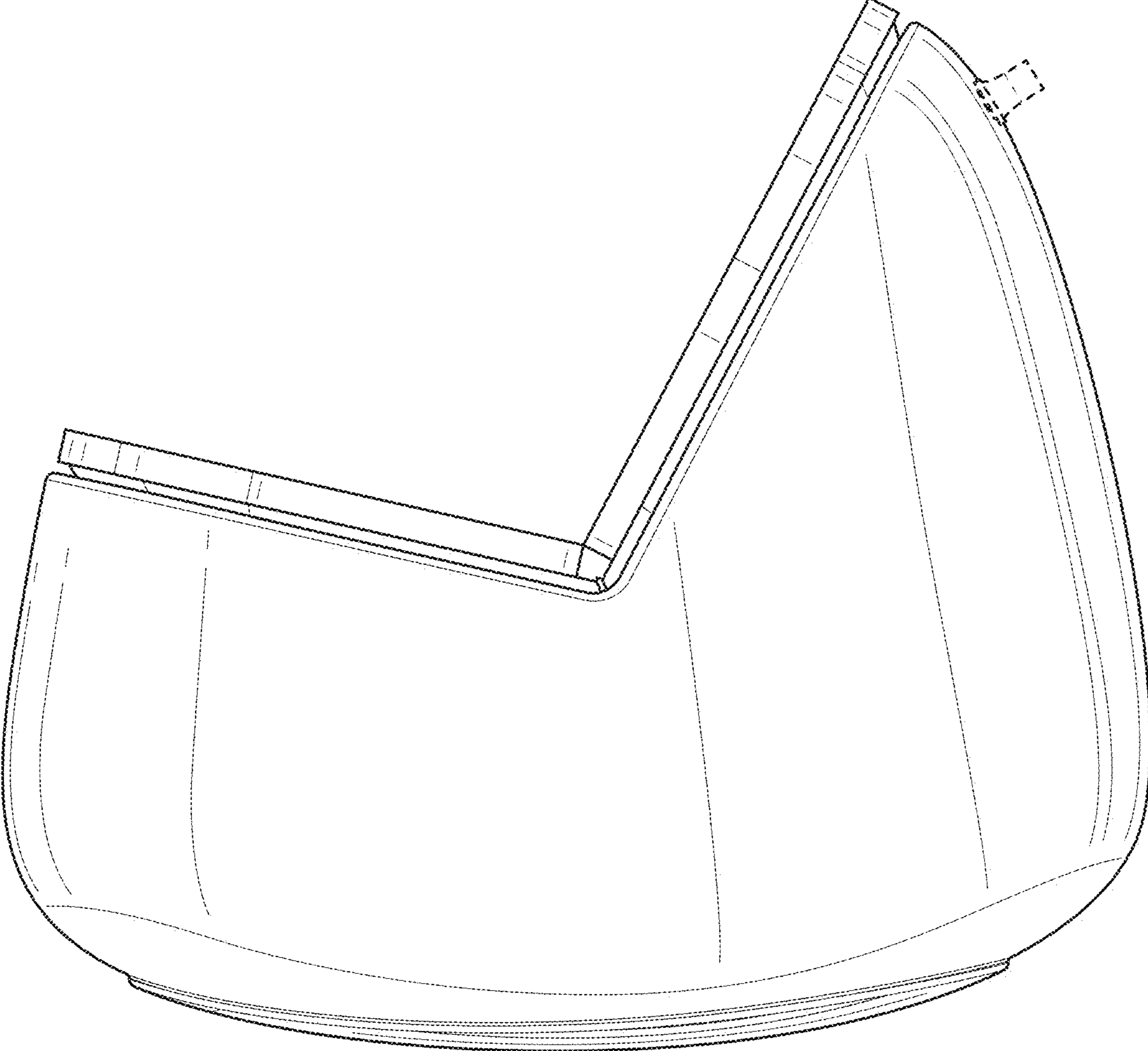


FIG. 6

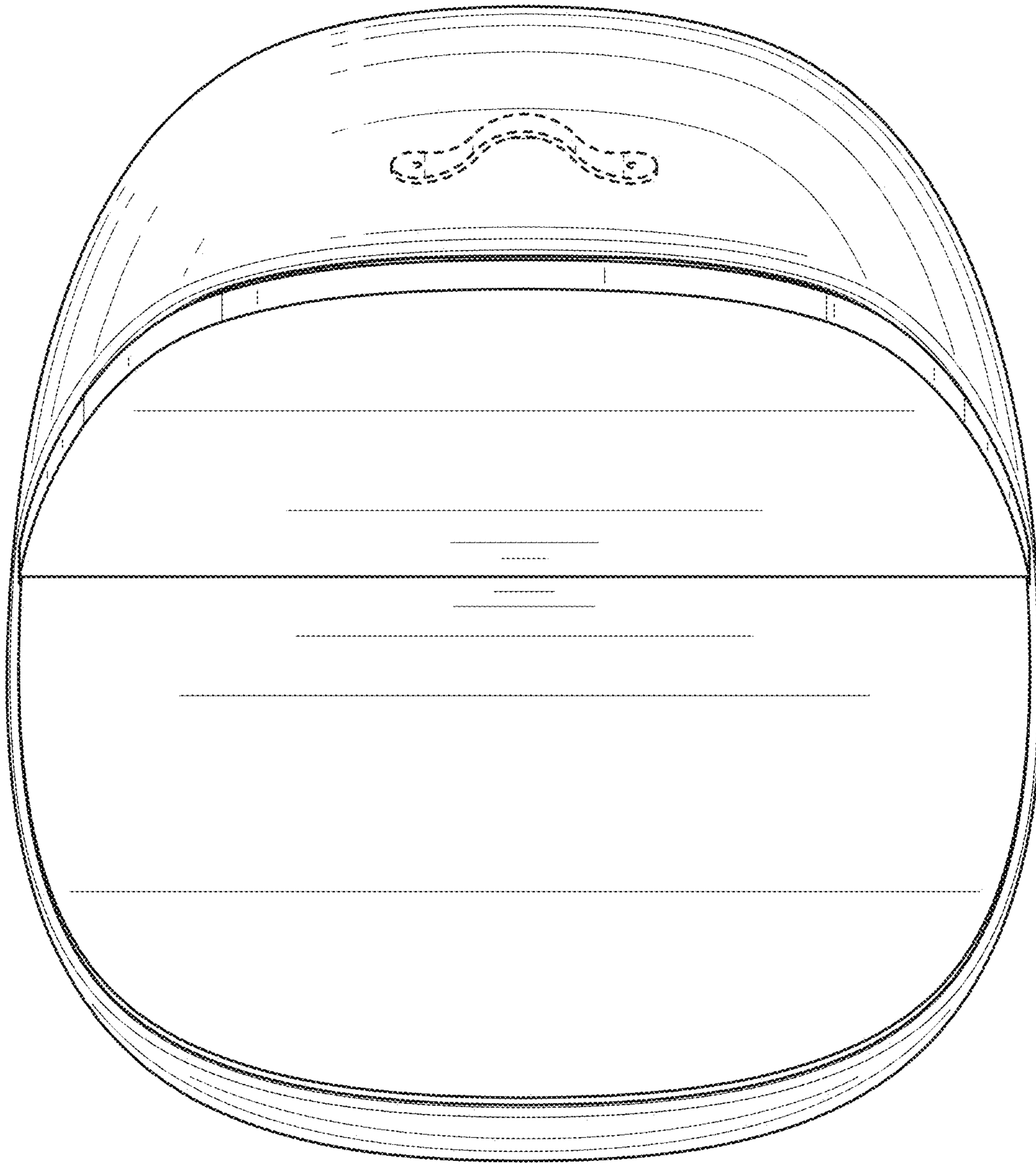


FIG. 7

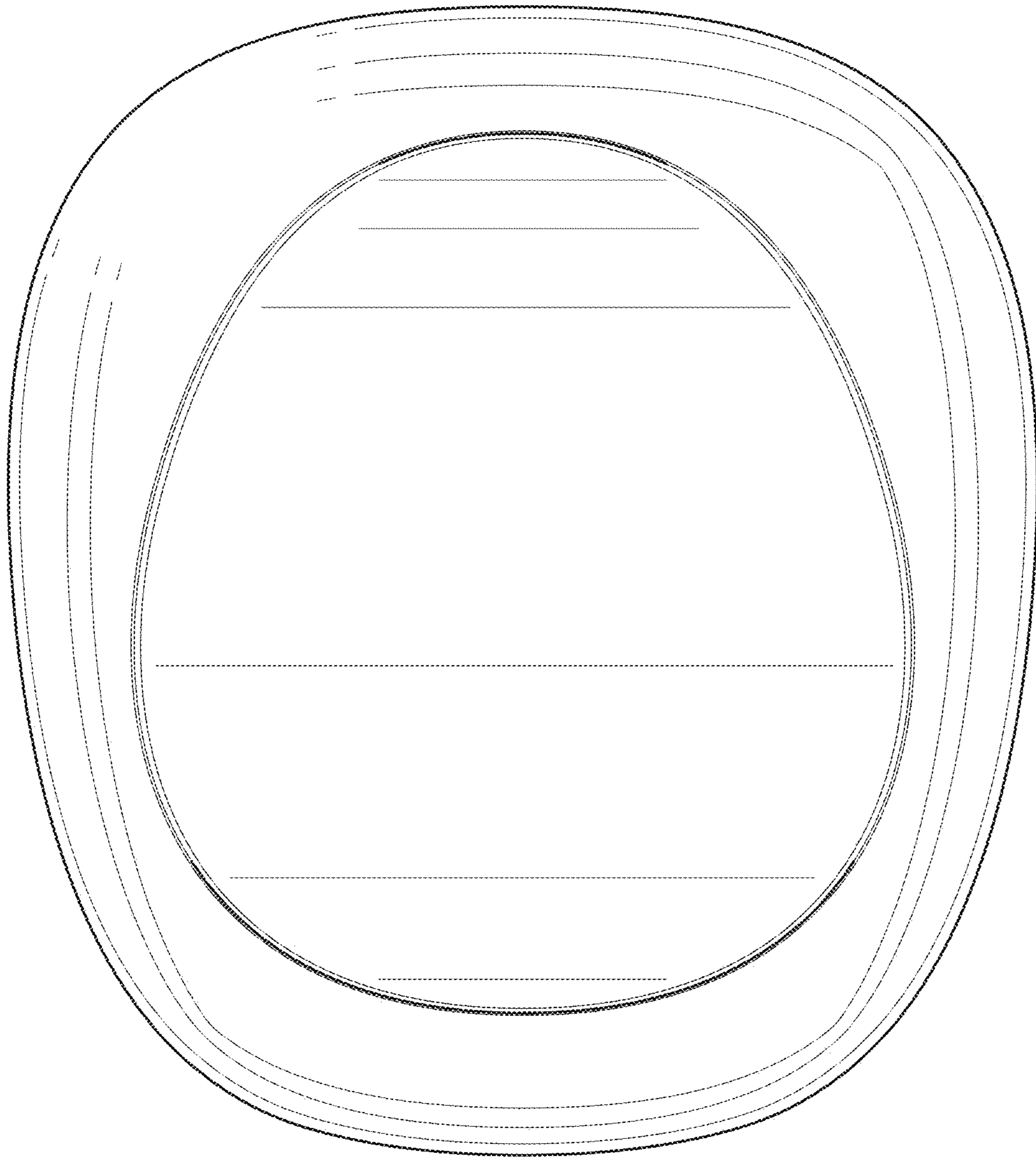


FIG. 8