



US00D909057S

(12) **United States Design Patent** (10) **Patent No.:** **US D909,057 S**
Bloom (45) **Date of Patent:** **** Feb. 2, 2021**

(54) **WALLET WITH FINGERPRINT LOCK**
(71) Applicant: **Rachel Bloom**, Kettering, OH (US)
(72) Inventor: **Rachel Bloom**, Kettering, OH (US)
(**) Term: **15 Years**
(21) Appl. No.: **29/665,247**

D651,393 S * 1/2012 Coleman D3/203.6
D691,584 S 10/2013 Nussbaum et al.
D694,002 S 11/2013 Bland
D733,978 S * 7/2015 Bayless D3/226
D742,631 S 11/2015 Kim
D748,909 S 2/2016 Wronski et al.
D771,373 S 11/2016 Kim
D809,788 S 2/2018 Fusi
D815,431 S 4/2018 Fusi
D820,588 S 6/2018 Nair

(Continued)

(22) Filed: **Oct. 1, 2018**
(51) **LOC (13) Cl.** **03-01**
(52) **U.S. Cl.**
USPC **D3/247; D3/201**
(58) **Field of Classification Search**
USPC D3/201, 207, 208, 215, 226, 228, 229,
D3/230, 247, 269, 273, 290, 299, 303,
D3/304, 316, 318; D9/702, 703, 705,
D9/707, 709, 710
CPC B65D 83/384; F41H 9/10
See application file for complete search history.

FOREIGN PATENT DOCUMENTS

CN 101354798 A 1/2009
CN 201806072 U 4/2011

(Continued)

Primary Examiner — Holly E Thurman
(74) *Attorney, Agent, or Firm* — Thomas E. Lees, LLC

(57) **CLAIM**

The ornamental design for a wallet with fingerprint lock, as shown and described.

(56) **References Cited**

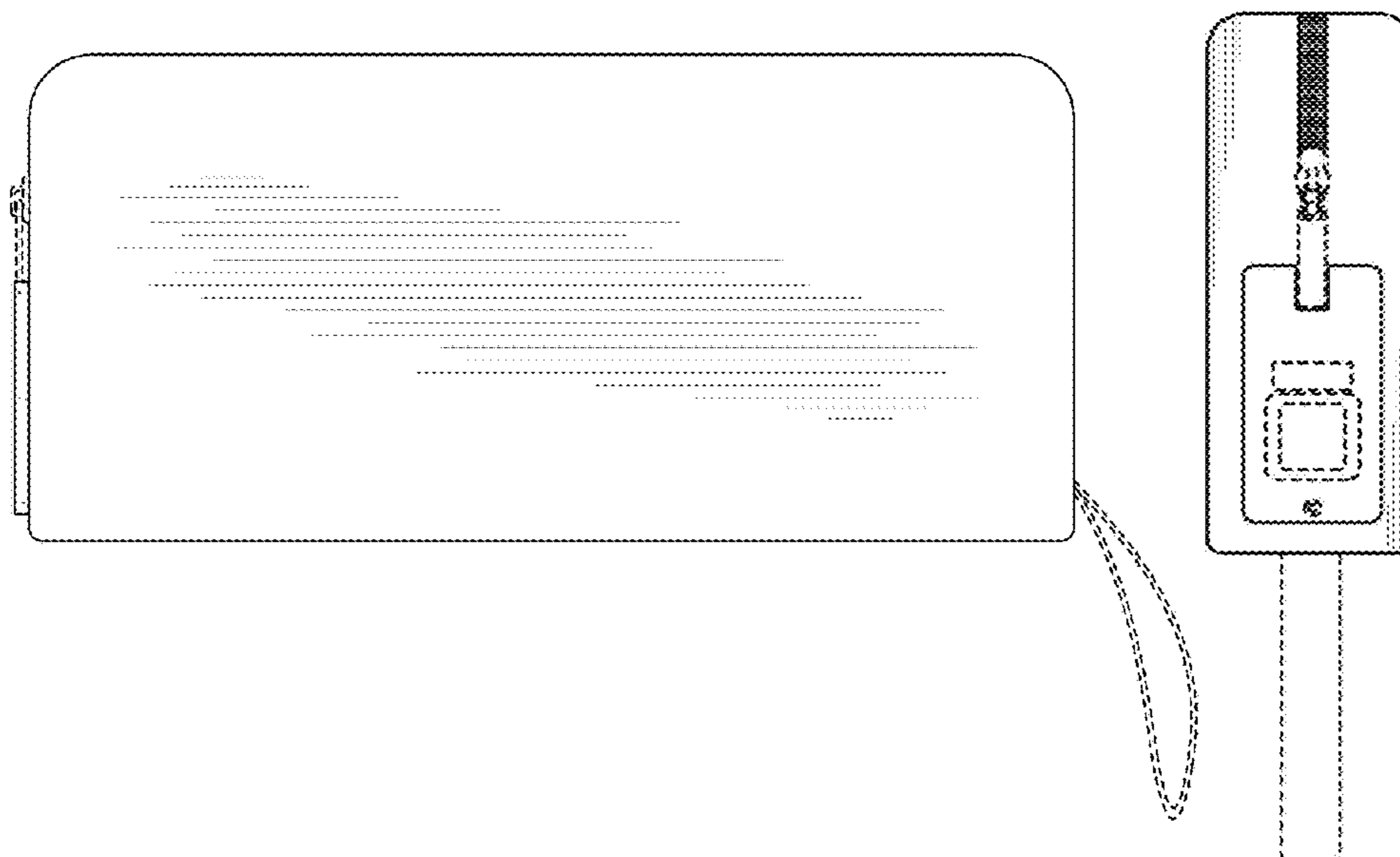
U.S. PATENT DOCUMENTS

2,822,013 A 2/1958 Renz
D285,868 S * 9/1986 Davis D3/289
4,913,283 A 4/1990 Stuhn
5,138,468 A 8/1992 Baebanell
D383,492 S * 9/1997 Siemon D19/26
D407,432 S * 3/1999 Tell D19/26
5,963,657 A 10/1999 Bowker et al.
D422,411 S 4/2000 Martin
6,374,652 B1 4/2002 Hwang
6,401,501 B1 6/2002 Kajuch et al.
D469,952 S 2/2003 Daglow et al.
D492,485 S 7/2004 Domotor et al.
6,865,913 B2 3/2005 Yamagishi
6,980,672 B2 12/2005 Saito et al.
7,043,060 B2 5/2006 Quintana
D576,403 S 9/2008 Leslie et al.
D584,895 S * 1/2009 Holzner D3/247
D615,296 S * 5/2010 Bassee D3/232

DESCRIPTION

FIG. 1 is a front view of a wallet with fingerprint lock showing my new design;
FIG. 2 is a back view of a wallet with fingerprint lock showing my new design;
FIG. 3 is a left side elevation end view of a wallet with fingerprint lock showing my new design;
FIG. 4 is a right side of a wallet with fingerprint lock showing my new design;
FIG. 5 is a top view of a wallet with fingerprint lock showing my new design; and,
FIG. 6 is a bottom view of a wallet with fingerprint lock showing my new design.
The broken lines shown in the drawings do not form part of the claimed design.

1 Claim, 4 Drawing Sheets



(56)

References Cited

U.S. PATENT DOCUMENTS

D834,311	S	11/2018	Tomasetta	
D841,318	S	2/2019	Carter et al.	
D844,323	S *	4/2019	Shuai	D3/274
D847,494	S	5/2019	Tang	
D853,717	S	7/2019	Shuai et al.	
D856,677	S *	8/2019	Gill	D3/299
D866,956	S	11/2019	Wu	
D867,750	S	11/2019	Warren	
D869,149	S	12/2019	Okungbaiye	
2002/0034321	A1	3/2002	Saito	
2004/0025550	A1	2/2004	Yamagashi	
2004/0255623	A1	12/2004	Sun et al.	
2008/0012686	A1	1/2008	Bonestroo	
2009/0226050	A1	9/2009	Hughes	
2016/0360351	A1	12/2016	Cabouli	
2017/0198497	A1	6/2017	Tsai	

FOREIGN PATENT DOCUMENTS

CN	102783781	11/2012
CN	106917550	7/2017
GB	2458889	7/2009
GB	2547913 A	6/2017
GB	2531937	11/2017
WO	WO2007101292	9/2007
WO	WO2015121630	8/2015

* cited by examiner

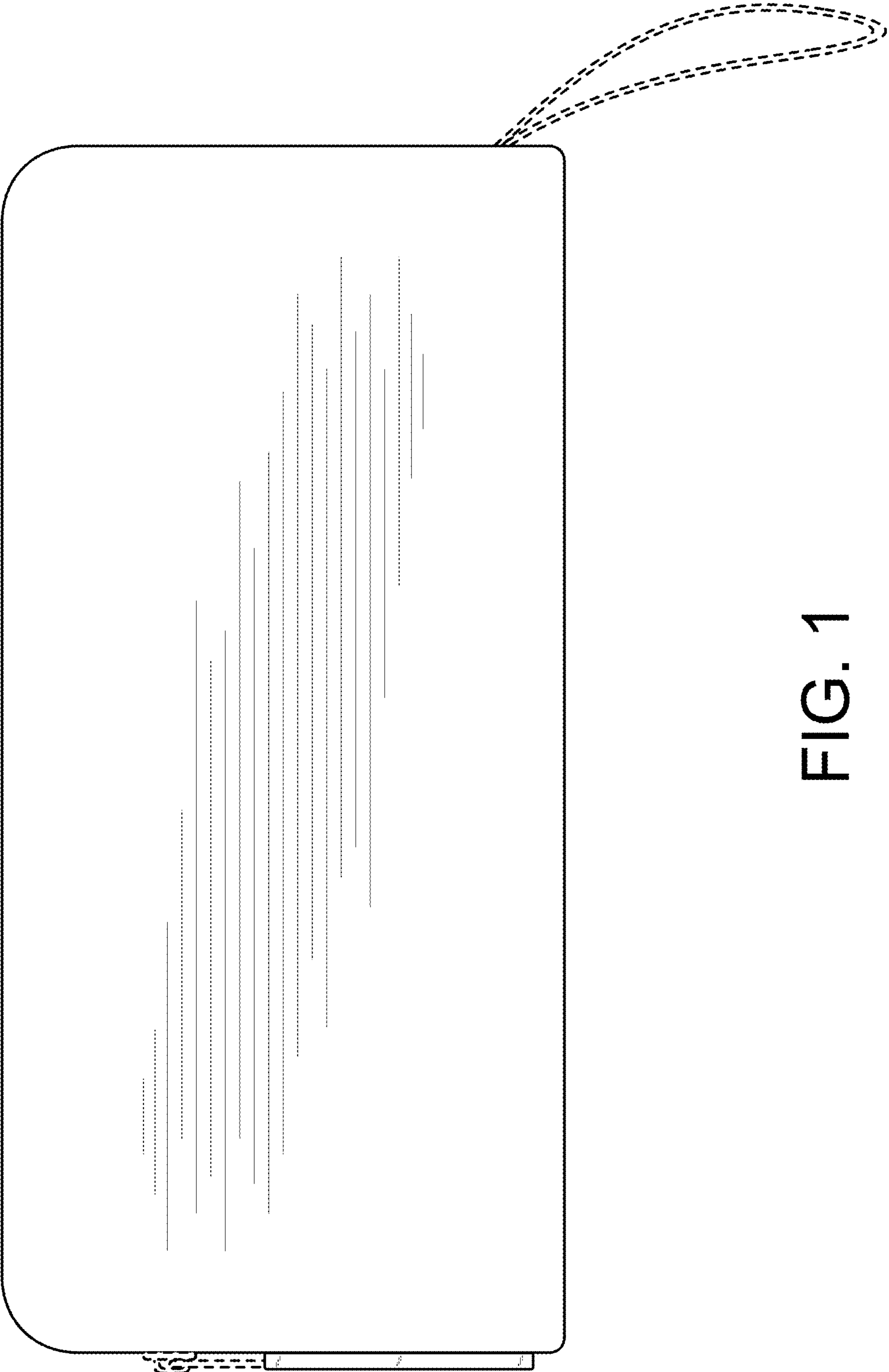


FIG. 1

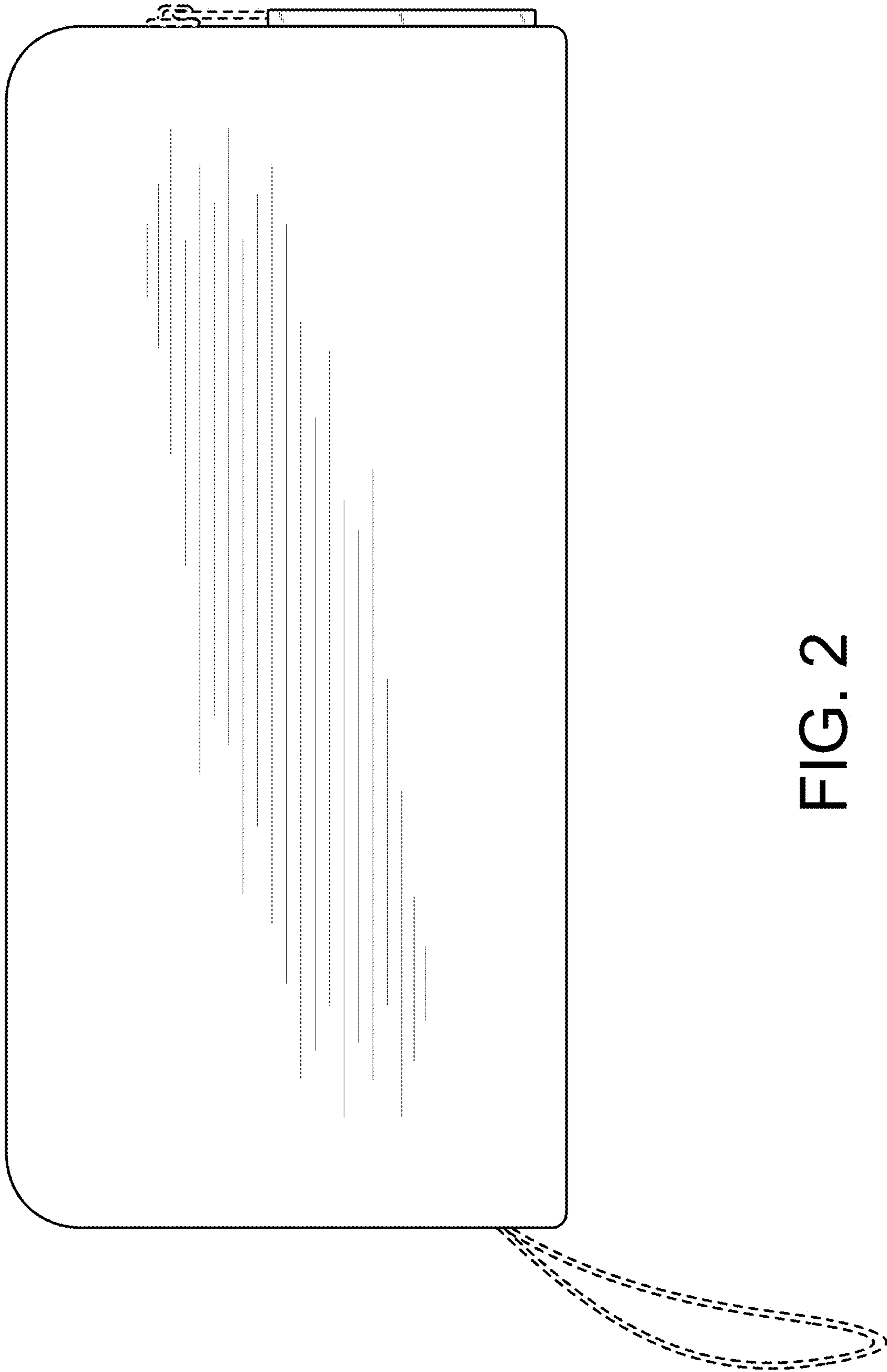


FIG. 2

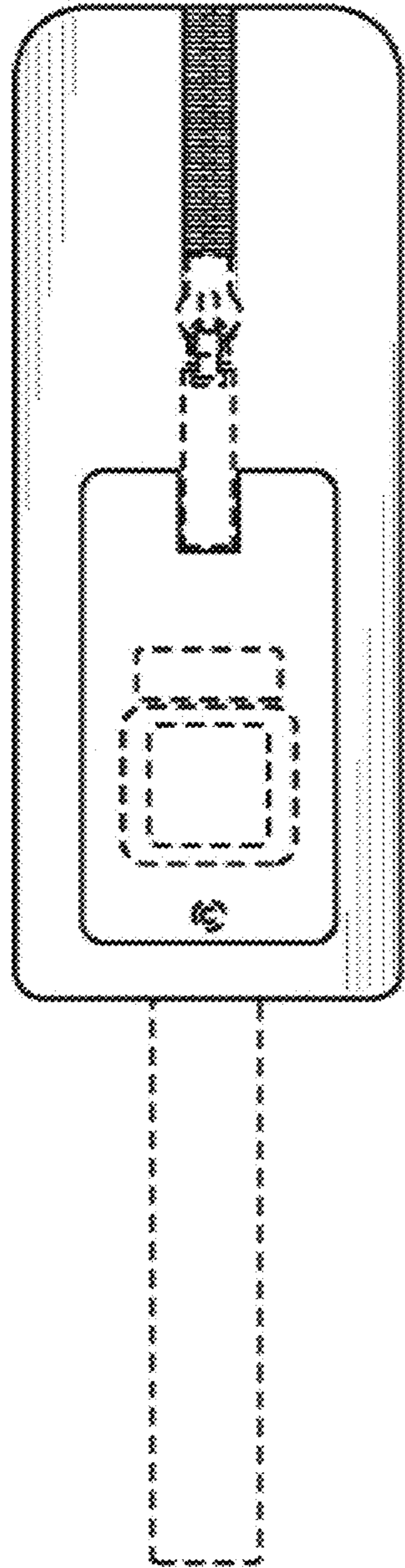


FIG. 3

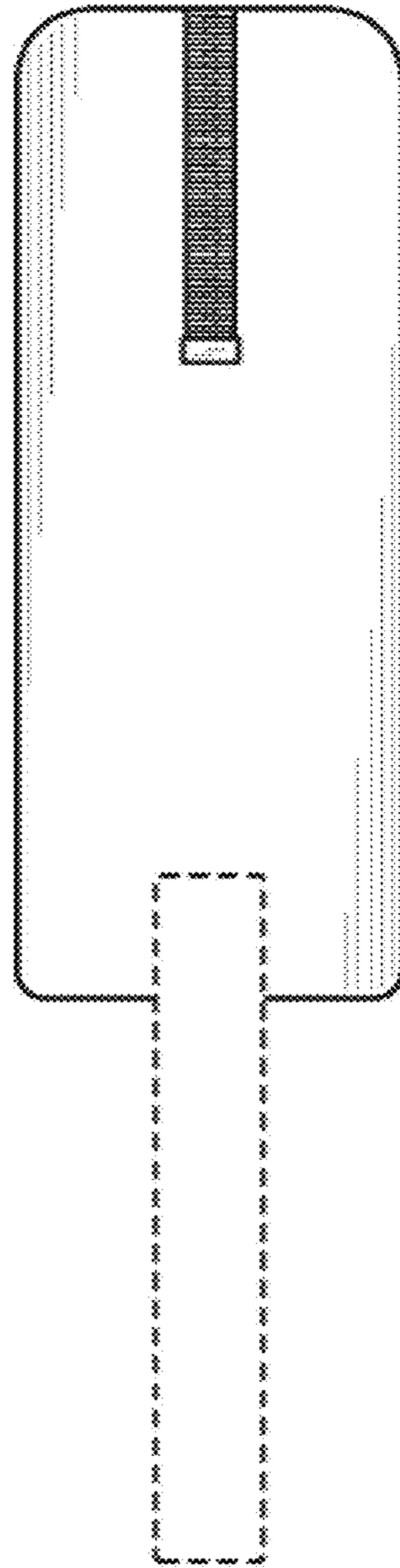


FIG. 4

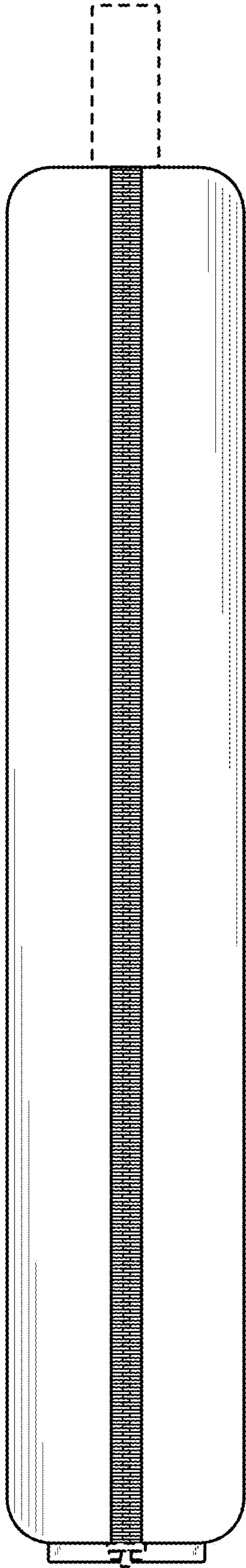


FIG. 5




FIG. 6