



US00D909048S

(12) **United States Design Patent** (10) **Patent No.:** **US D909,048 S**  
**de Jonge et al.** (45) **Date of Patent:** **\*\* Feb. 2, 2021**

(54) **HOLSTER** 6,345,751 B1 \* 2/2002 Elliot ..... A45F 3/04  
224/640  
(71) Applicant: **Butterfly Network, Inc.**, Guilford, CT D499,544 S \* 12/2004 Lodato ..... D3/218  
(US) D502,313 S \* 3/2005 Lodato ..... D3/218  
D504,564 S 5/2005 Robertson, Jr. et al.  
(72) Inventors: **Matthew de Jonge**, New York, NY D517,310 S \* 3/2006 Aron ..... D3/218  
(US); **Stephen Christopher**, D533,343 S 12/2006 Gringer  
Philadelphia, PA (US); **Jake Eisner**, D541,933 S 5/2007 White et al.  
New York, NY (US) D541,934 S \* 5/2007 Gomez ..... D24/128  
D547,863 S \* 7/2007 Heinsch ..... D24/128  
8,056,715 B2 11/2011 Conklin  
(73) Assignee: **Butterfly Network, Inc.**, Guilford, CT D762,058 S 7/2016 Moore  
(US) D788,911 S \* 6/2017 Deutsch ..... A61M 1/0023  
D24/128  
D789,681 S 6/2017 Grisamore  
(Continued)

(\*\*) Term: **15 Years**

(21) Appl. No.: **29/668,114** *Primary Examiner* — Catherine R Oliver-Garcia  
(22) Filed: **Oct. 26, 2018** (74) *Attorney, Agent, or Firm* — Wolf, Greenfield & Sacks, P.C.

(51) **LOC (13) Cl.** ..... **03-01**  
(52) **U.S. Cl.**

(57) **CLAIM**

The ornamental design for a holster, as shown and described.

(58) **Field of Classification Search**  
USPC ..... **D3/215; D3/218**  
USPC ..... D3/201, 215, 218–219, 228, 269, 301,  
D3/303; D14/250–251, 253; 224/197,  
224/219, 222, 231, 240, 242, 267–268,  
224/640, 669, 930; D24/122, 128, 131;  
D16/219; D6/567, 512–513, 540,  
D6/545–555; D7/631  
CPC ..... A45C 3/00; A45C 11/00; A45C 2011/002;  
A45F 5/02; A45F 5/021; A45F  
2200/0516; A01M 1/0023; F16M  
11/2028; H04B 1/385; Y10S 224/193;  
Y10S 224/929  
See application file for complete search history.

**DESCRIPTION**

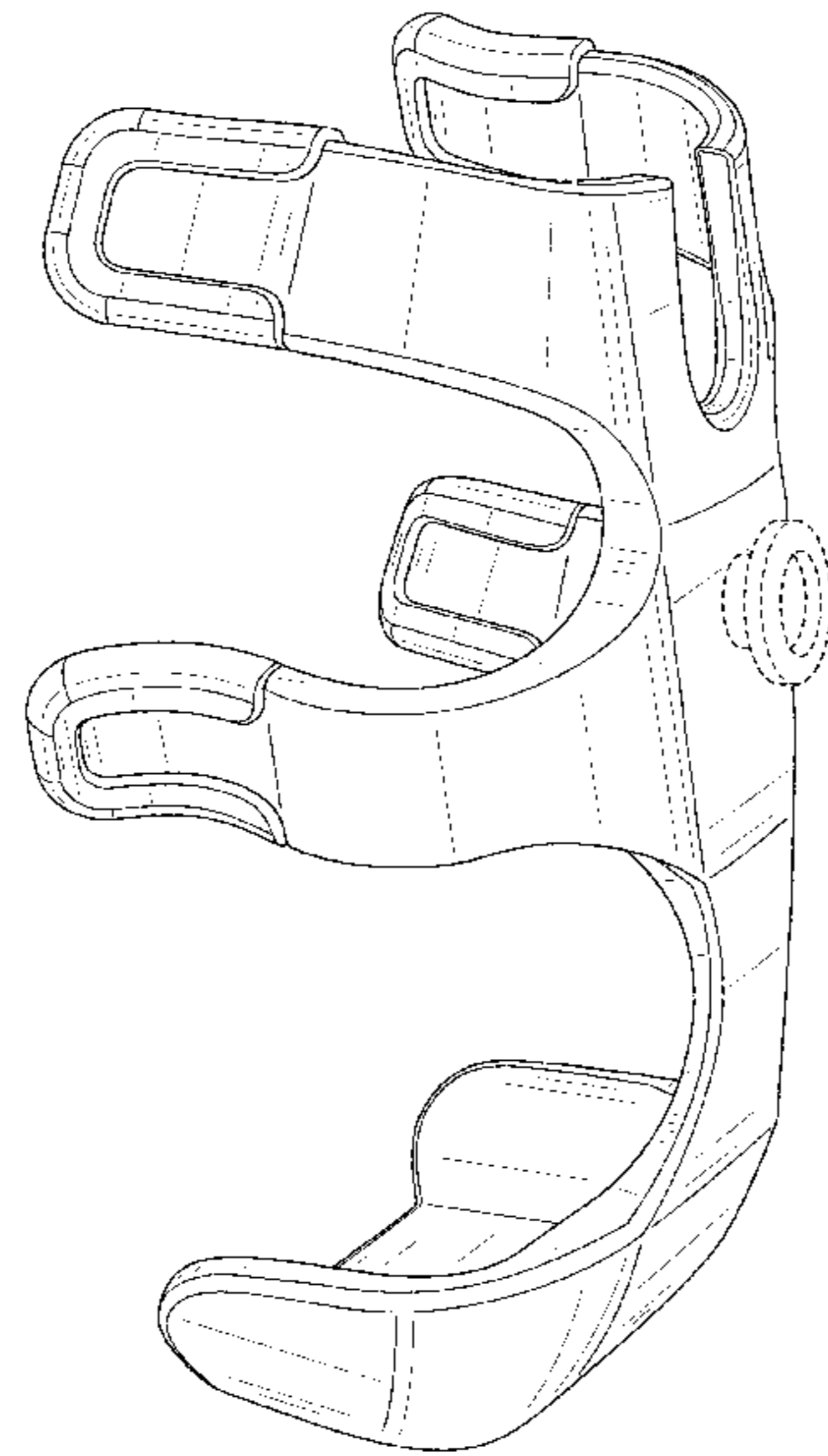
FIG. 1 is a top, rear, right side perspective view of a first embodiment of a holster according to our new design; FIG. 2 is a bottom, front, right side perspective view thereof with additional environment; FIG. 3 is a rear elevation view thereof; FIG. 4 is a front elevation view thereof; FIG. 5 is a left side elevation view thereof; FIG. 6 is a right side elevation view thereof; FIG. 7 is a top plan view thereof; and, FIG. 8 is a bottom plan view thereof. The dot-dash broken lines represent boundaries of the claimed design. The broken lines shown in FIGS. 1-8 represent unclaimed portions of the holster that form no part of the claimed design. The additional broken lines shown in FIG. 2 illustrate environmental matter that forms no part of the claimed design.

(56) **References Cited**

**U.S. PATENT DOCUMENTS**

D282,489 S \* 2/1986 Huber ..... D24/122  
D313,507 S 1/1991 Sawyer  
D388,955 S 1/1998 Markiewicz  
D420,216 S 2/2000 Birkbeck

**1 Claim, 8 Drawing Sheets**



(56)

**References Cited**

U.S. PATENT DOCUMENTS

D823,596	S	7/2018	Grisamore	
D846,115	S *	4/2019	Warn .....	D24/128
D846,269	S	4/2019	de Jonge et al.	
D867,752	S	11/2019	de Jonge et al.	
D877,491	S *	3/2020	Eynav .....	D3/215
D877,492	S *	3/2020	Eynav .....	D3/215
2006/0226182	A1 *	10/2006	Dittmar .....	A45F 5/02 224/197
2006/0237494	A1	10/2006	Fichera	
2008/0110946	A1	5/2008	Dixon et al.	
2015/0032002	A1	1/2015	Rothberg et al.	
2017/0035170	A1	2/2017	Rayner et al.	
2017/0360397	A1	12/2017	Rothberg et al.	
2019/0125064	A1	5/2019	de Jonge et al.	

\* cited by examiner

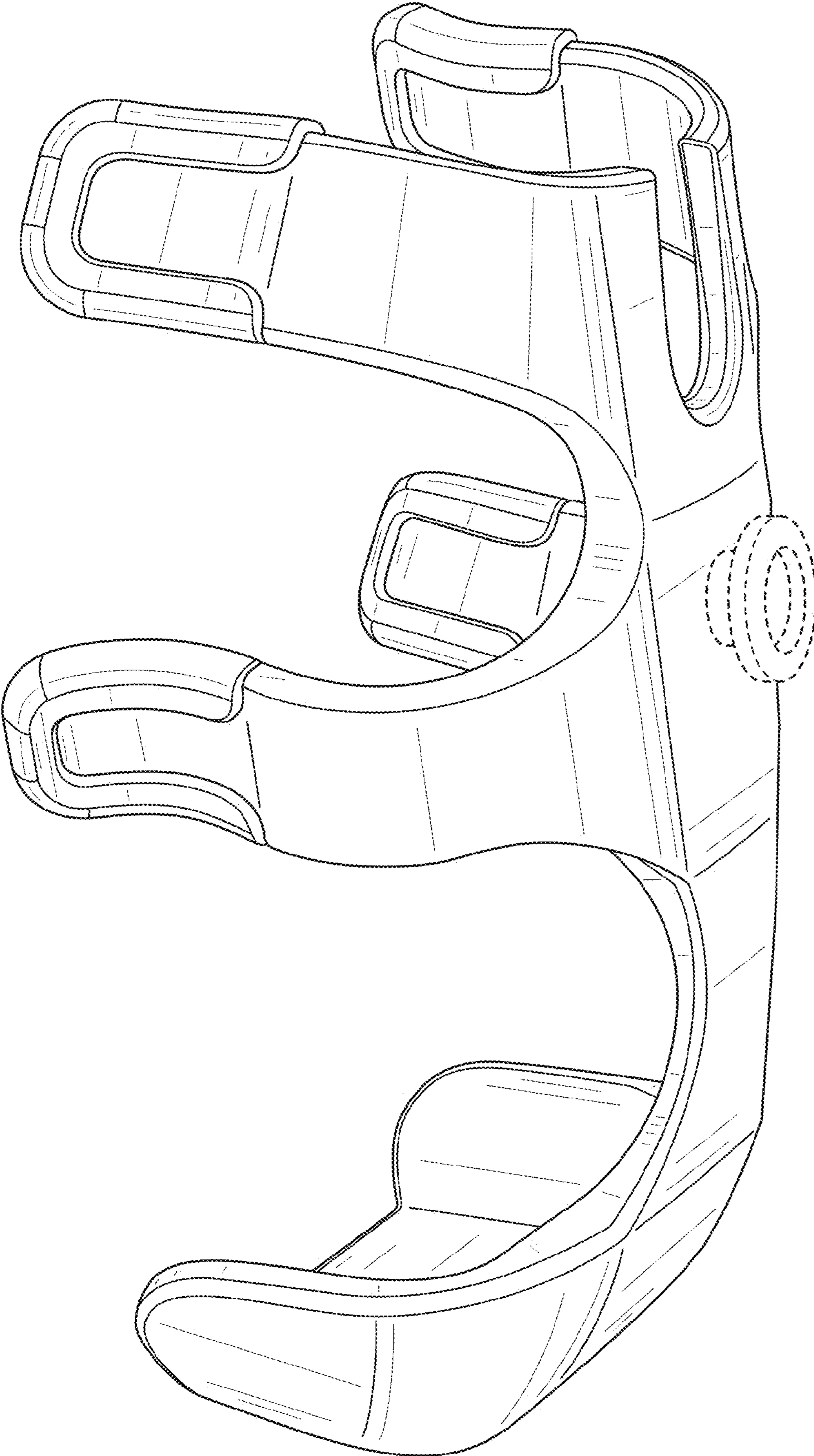


FIG. 1

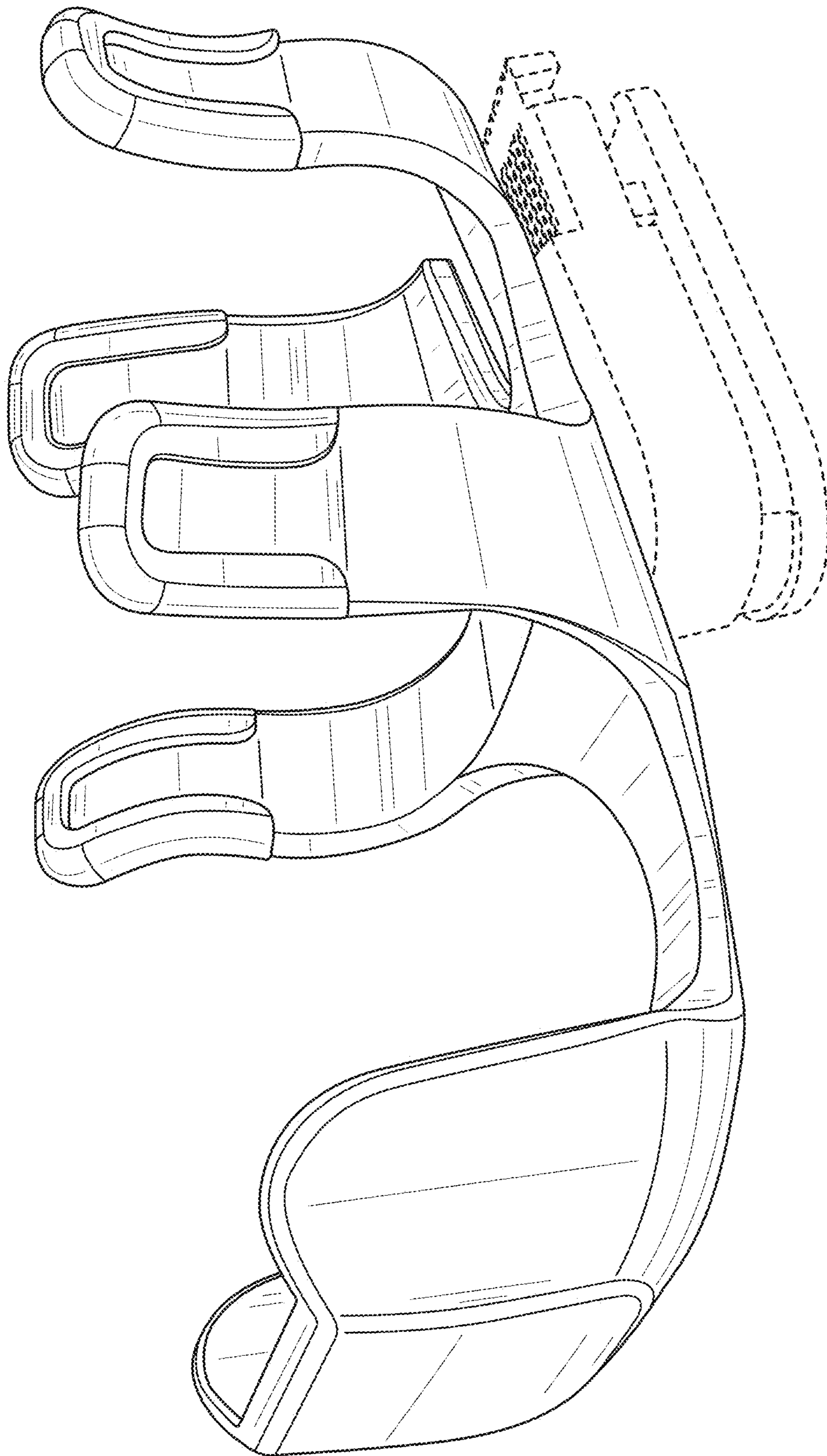


FIG. 2

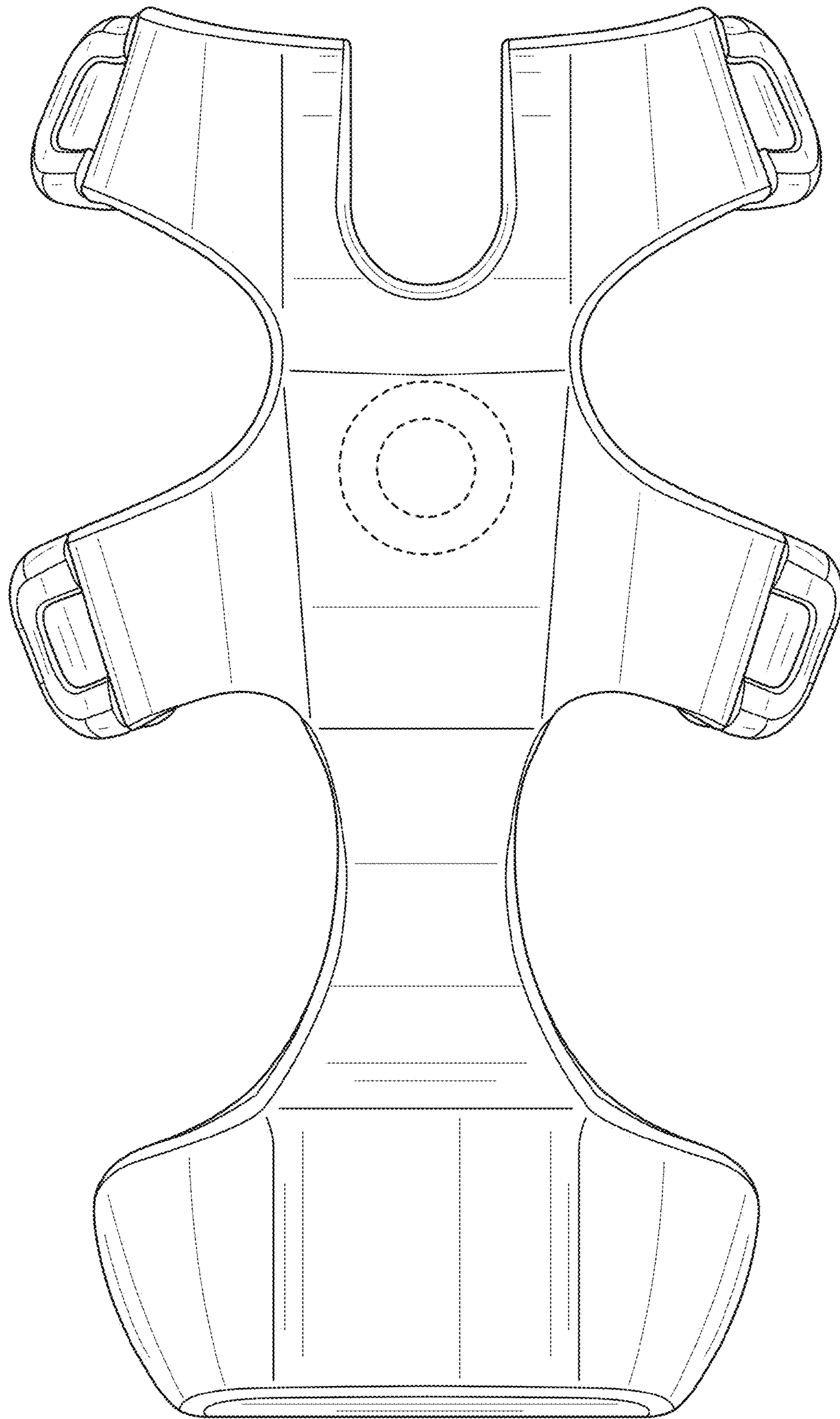


FIG. 3

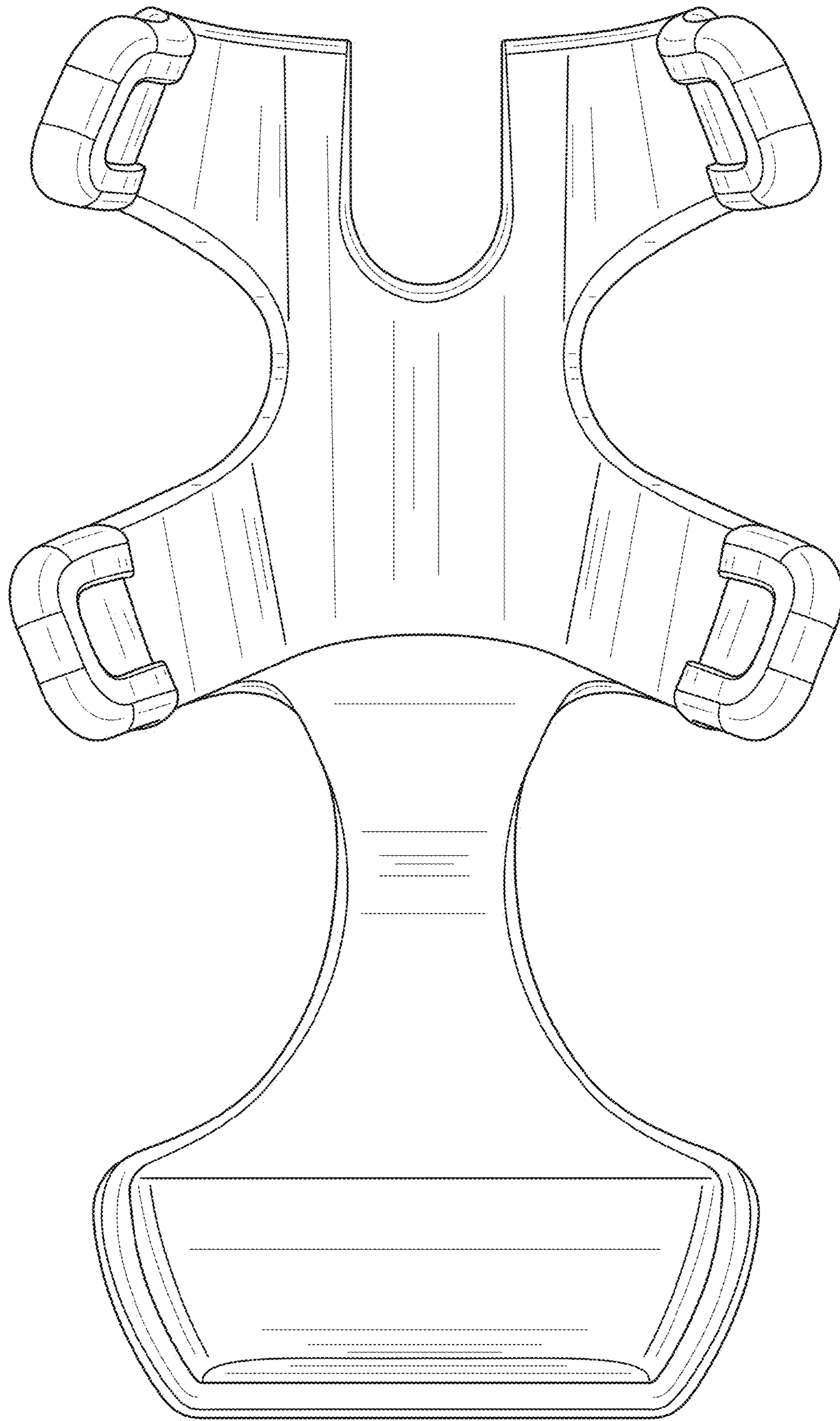


FIG. 4

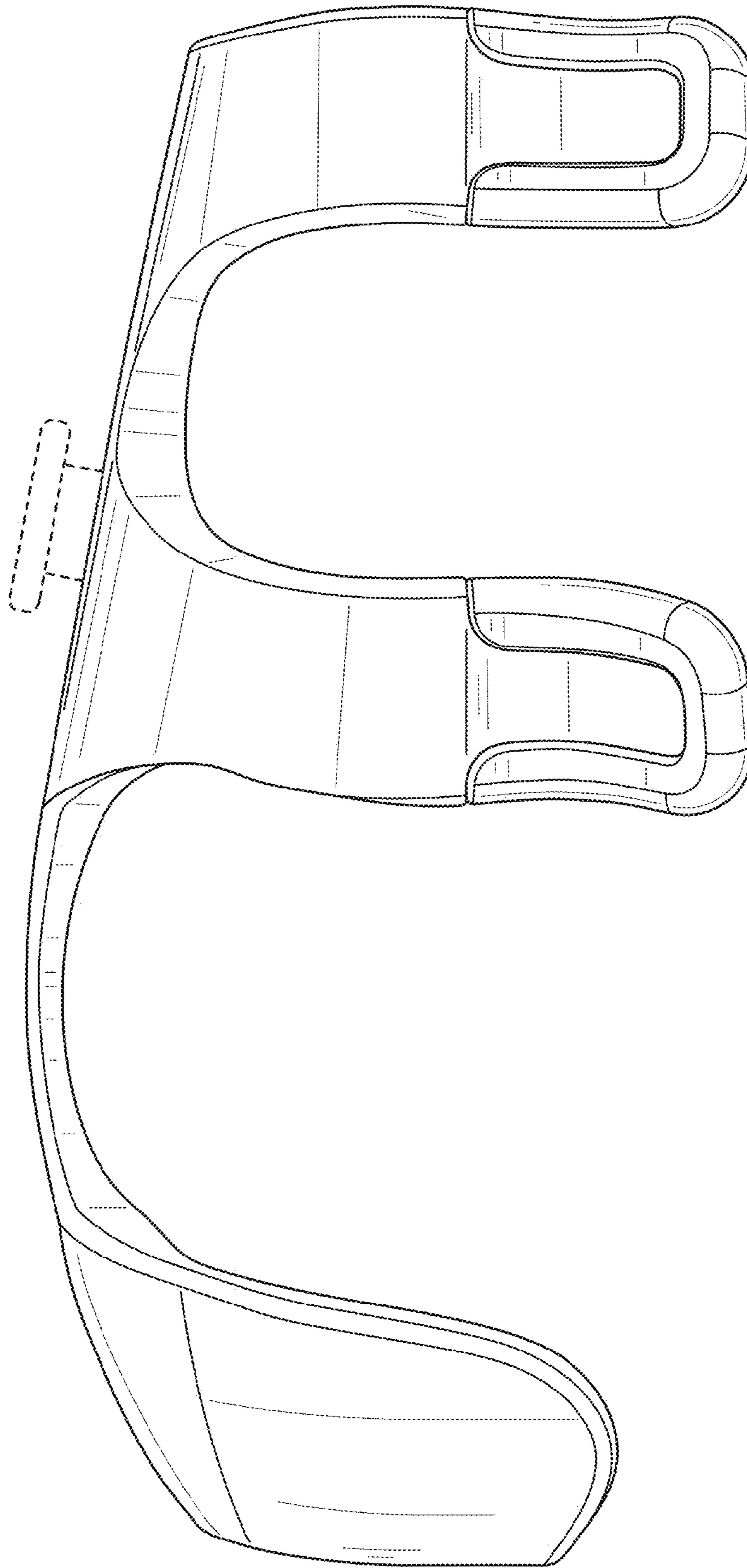


FIG. 5

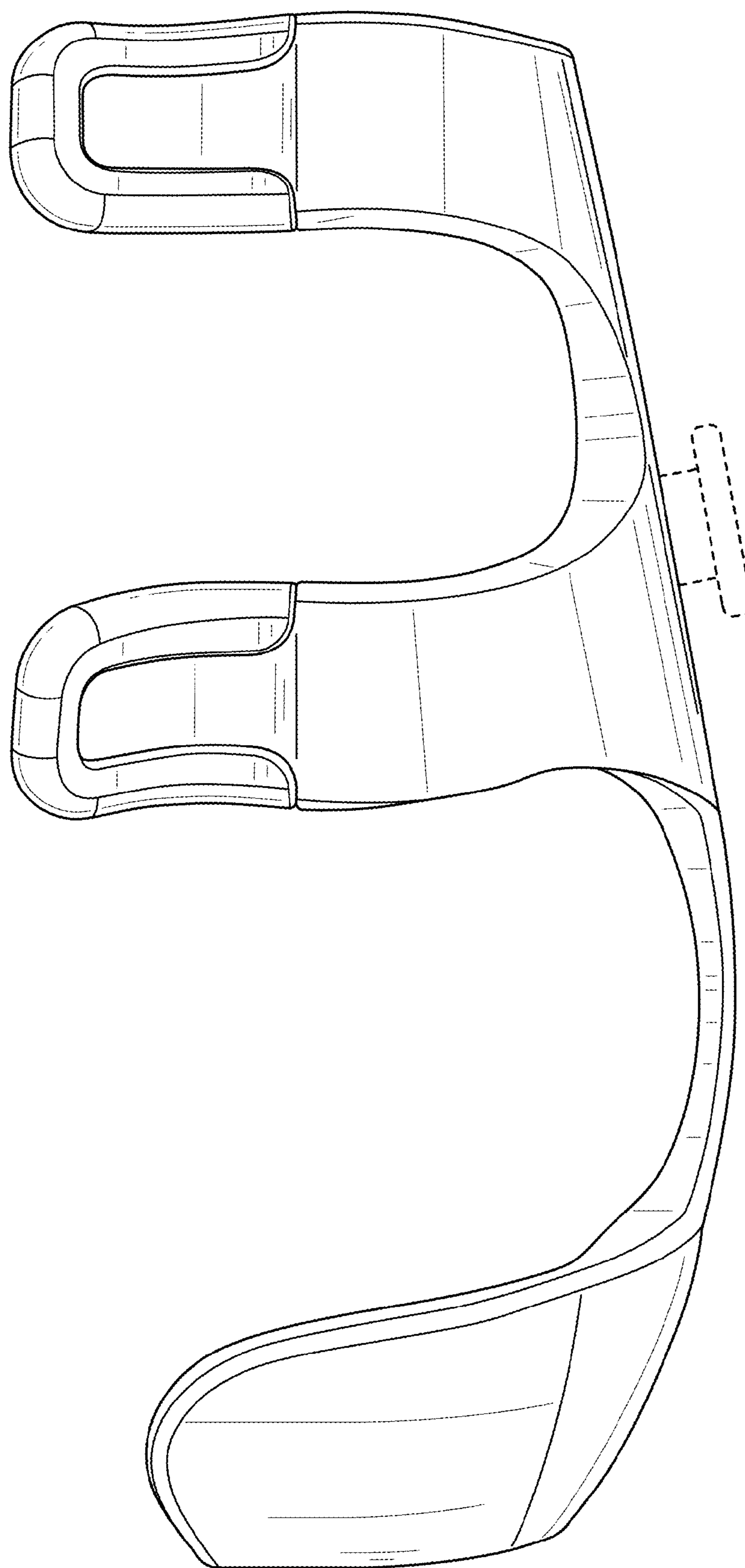


FIG. 6



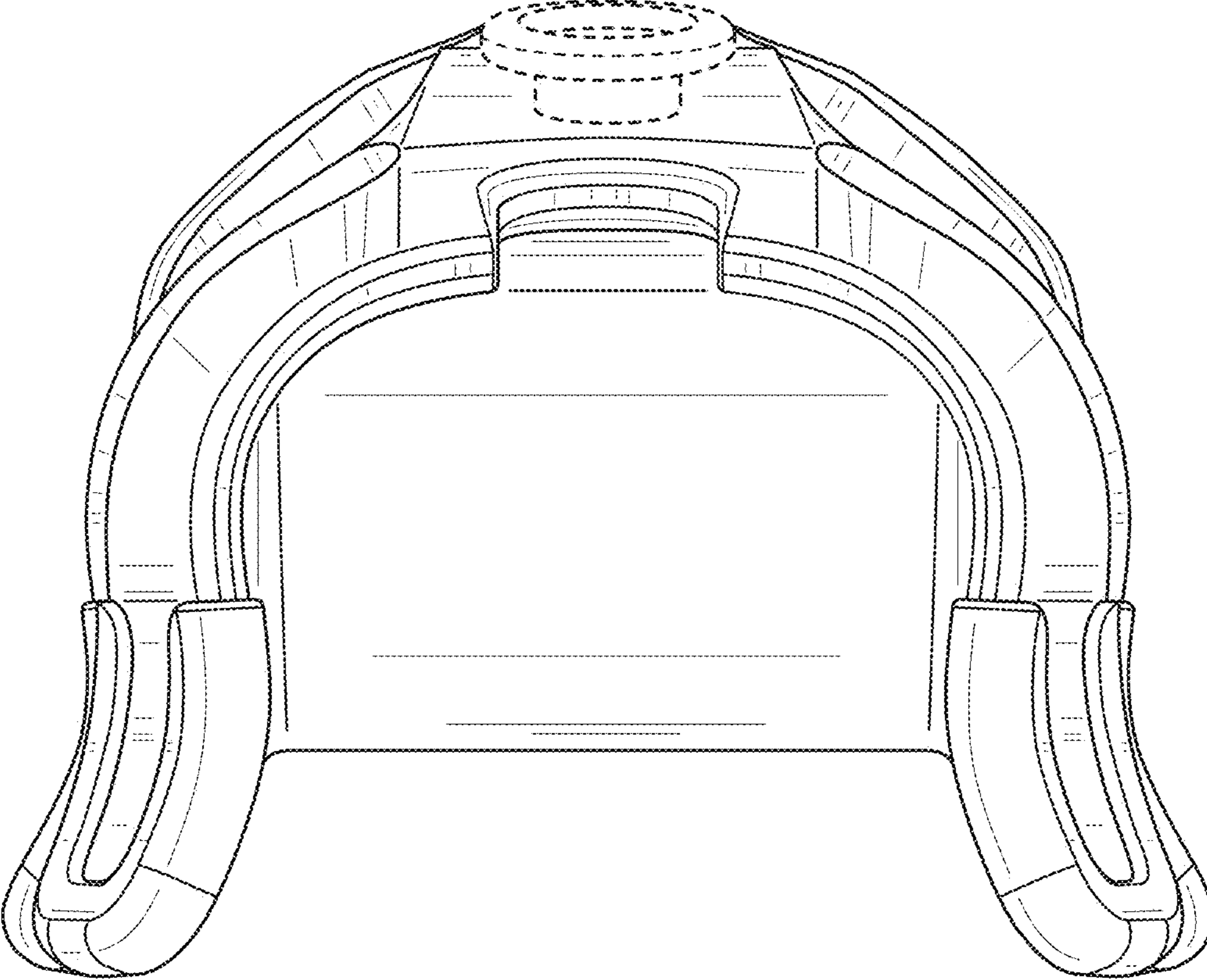


FIG. 7

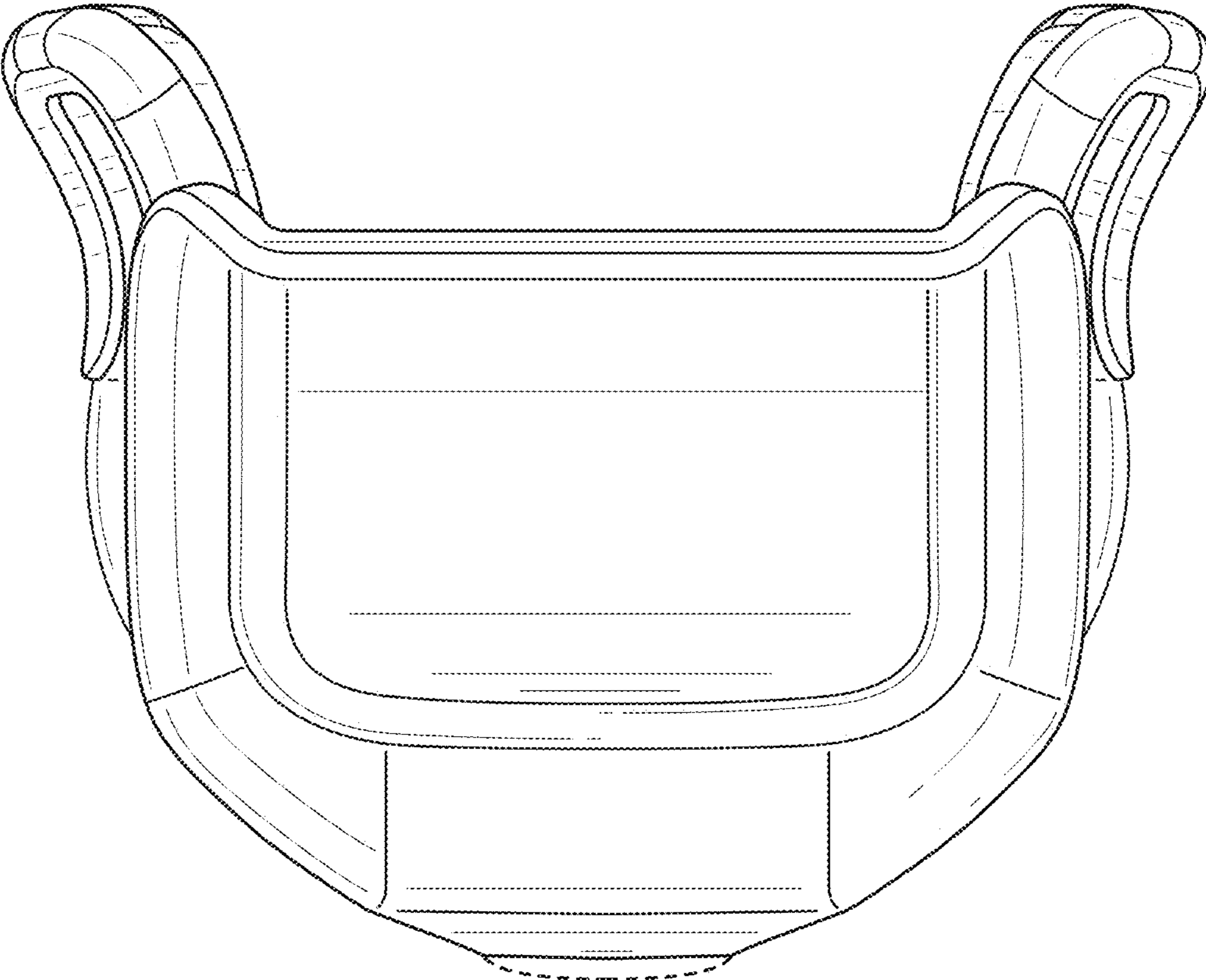


FIG. 8