



US00D909036S

(12) **United States Design Patent** (10) **Patent No.:** **US D909,036 S**  
**Burnett et al.** (45) **Date of Patent:** **\*\* Feb. 2, 2021**

(54) **FOOTWEAR**  
(71) Applicant: **Cabela's LLC**, Sidney, NE (US)  
(72) Inventors: **Rob Burnett**, Sidney, NE (US);  
**Ramsey Mills**, Sidney, NE (US);  
**Darrin Anderson**, Sidney, NE (US)  
(73) Assignee: **CABELA'S LLC**, Springfield, MO  
(US)  
(\*\*) Term: **15 Years**

D547,046 S \* 7/2007 Belley ..... D2/970  
D555,335 S \* 11/2007 He ..... D2/909  
D579,648 S 11/2008 McDowell  
D622,487 S 8/2010 McCarron et al.  
D624,295 S \* 9/2010 McCarron ..... D2/970  
D638,208 S 5/2011 Lee et al.  
D701,681 S 4/2014 Spring  
D704,928 S 5/2014 Roundhouse  
D722,761 S \* 2/2015 Monroy ..... D2/970  
D732,805 S 6/2015 Bruder  
D743,684 S 11/2015 Spring  
D768,371 S 10/2016 McClaskie

(Continued)

(21) Appl. No.: **29/722,496**  
(22) Filed: **Jan. 30, 2020**

**OTHER PUBLICATIONS**

Notice of Allowance U.S. Appl. No. 29/574,773 dated Jun. 8, 2018.  
(Continued)

**Related U.S. Application Data**

(62) Division of application No. 29/662,765, filed on Sep. 7, 2018, now Pat. No. Des. 876,787, which is a division of application No. 29/574,773, filed on Aug. 18, 2016, now Pat. No. Des. 830,677.  
(51) **LOC (13) Cl.** ..... **02-04**  
(52) **U.S. Cl.**  
USPC ..... **D2/970**; D2/910  
(58) **Field of Classification Search**  
USPC ..... D2/897-900, 909-912, 969-974  
CPC .. A43B 5/00; A43B 23/02; A43B 3/02; A43B 3/16; A43B 5/16  
See application file for complete search history.

*Primary Examiner* — Rashida C. Walshon  
(74) *Attorney, Agent, or Firm* — Harness, Dickey & Pierce, P.L.C.

(57) **CLAIM**

The ornamental design for footwear, as shown and described.

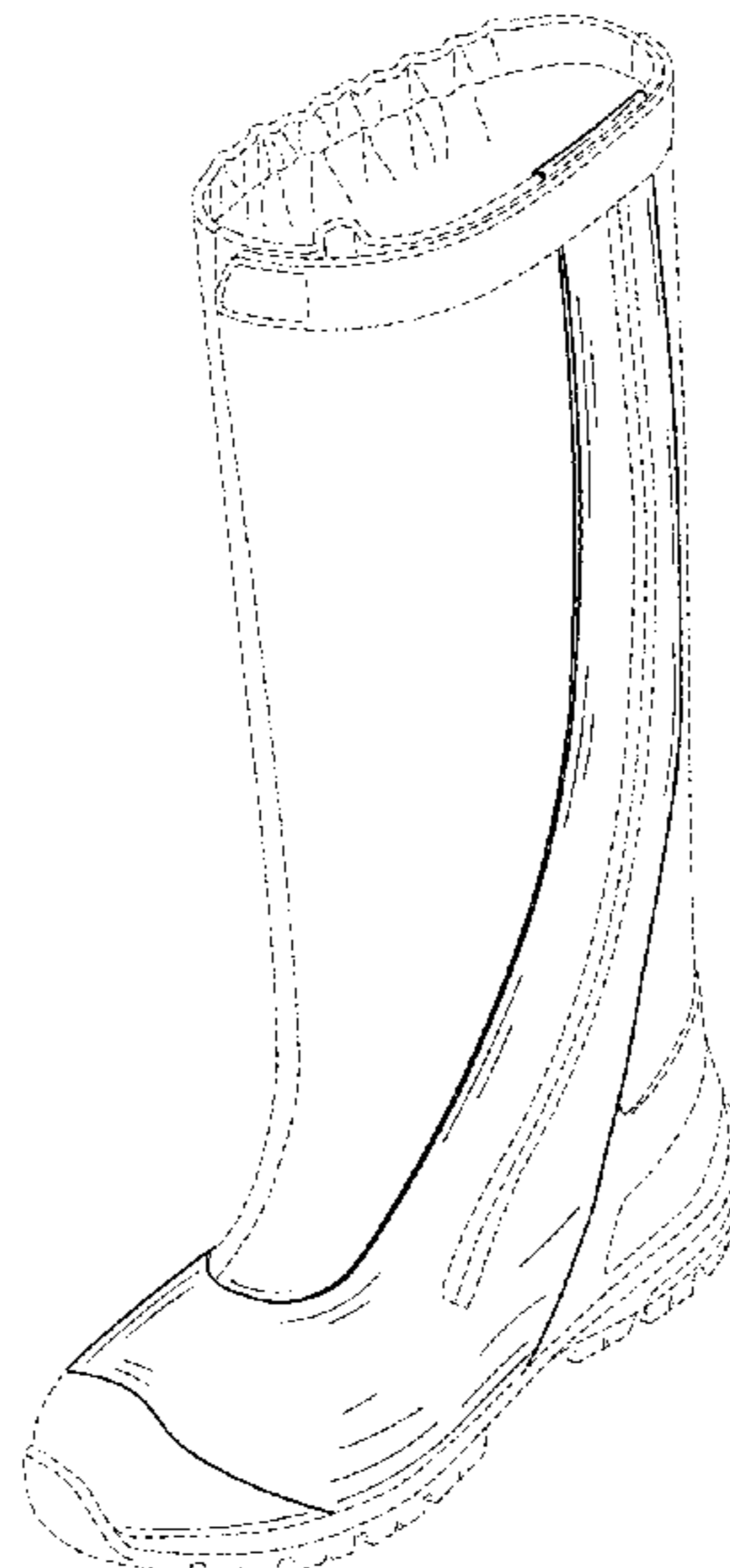
**DESCRIPTION**

FIG. 1 is a left, top, front perspective view of footwear according to an embodiment of the present patent application;  
FIG. 2 is a left side elevational view thereof;  
FIG. 3 is a right side elevational view thereof;  
FIG. 4 is a front elevational view thereof;  
FIG. 5 is a rear elevational view thereof; and,  
FIG. 6 is a top plan view thereof.  
The broken lines illustrate unclaimed environmental structure. The broken lines immediately adjacent the solid-line portions of the footwear define the bounds of the claimed design form no part thereof.

(56) **References Cited**  
U.S. PATENT DOCUMENTS

D154,502 S 7/1949 Marx  
D282,599 S 2/1986 Frey  
D303,037 S 8/1989 Kushitani  
D304,125 S 10/1989 Kushitani  
D475,841 S 6/2003 Cook  
D497,476 S \* 10/2004 Huard ..... D2/970  
D544,682 S \* 6/2007 Belley ..... D2/970

**1 Claim, 5 Drawing Sheets**



(56)

**References Cited**

U.S. PATENT DOCUMENTS

D798,031 S 9/2017 Benetti  
D831,322 S \* 10/2018 Spring ..... D2/971  
D846,239 S \* 4/2019 Redon ..... D2/902  
D873,540 S \* 1/2020 Crawford ..... D2/910

OTHER PUBLICATIONS

Requirement for Restriction/Election U.S. Appl. No. 29/574,773  
dated Jan. 25, 2018.

Notice of Allowance U.S. Appl. No. 29/662,765 dated Nov. 12,  
2019.

Requirement for Restriction/Election U.S. Appl. No. 29/662,765  
dated Oct. 1, 2019.

\* cited by examiner

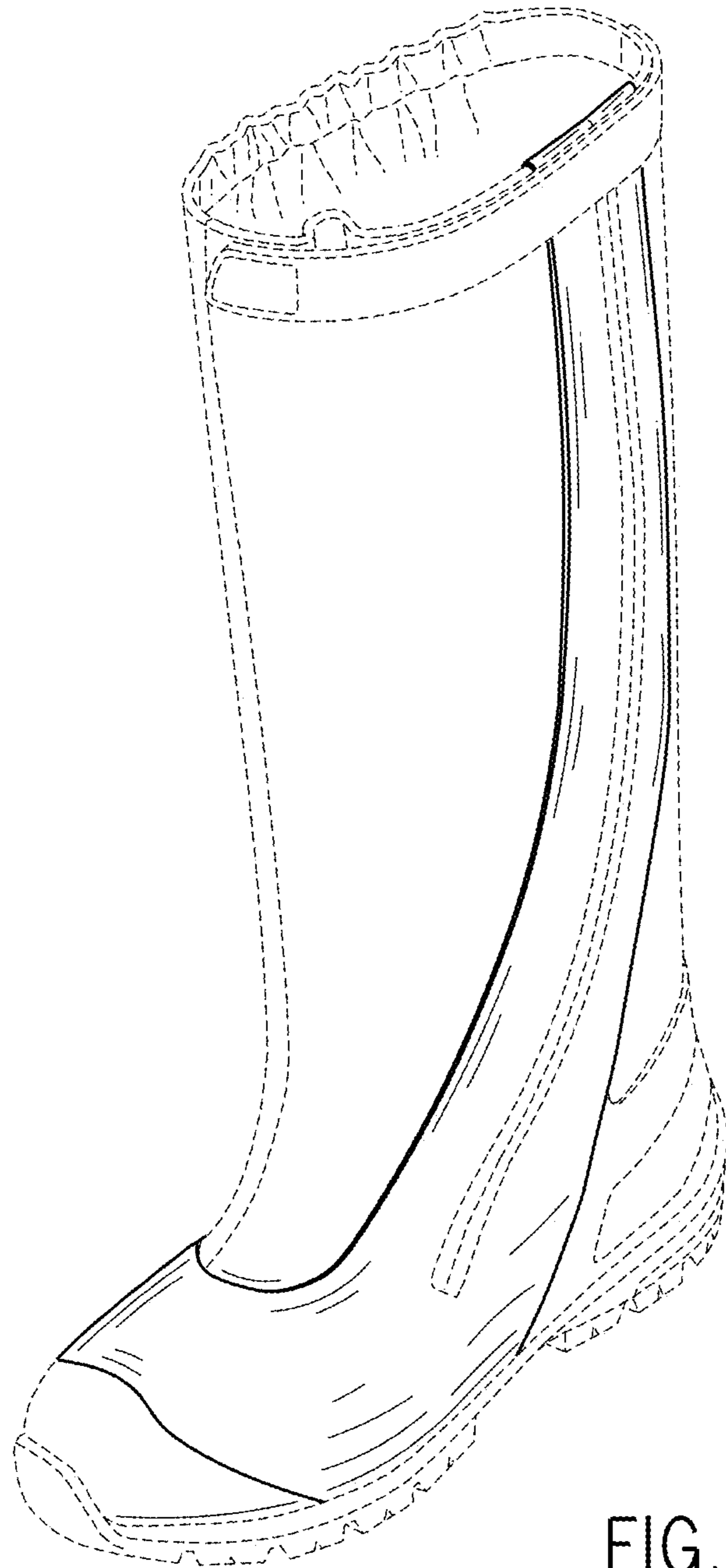


FIG. 1

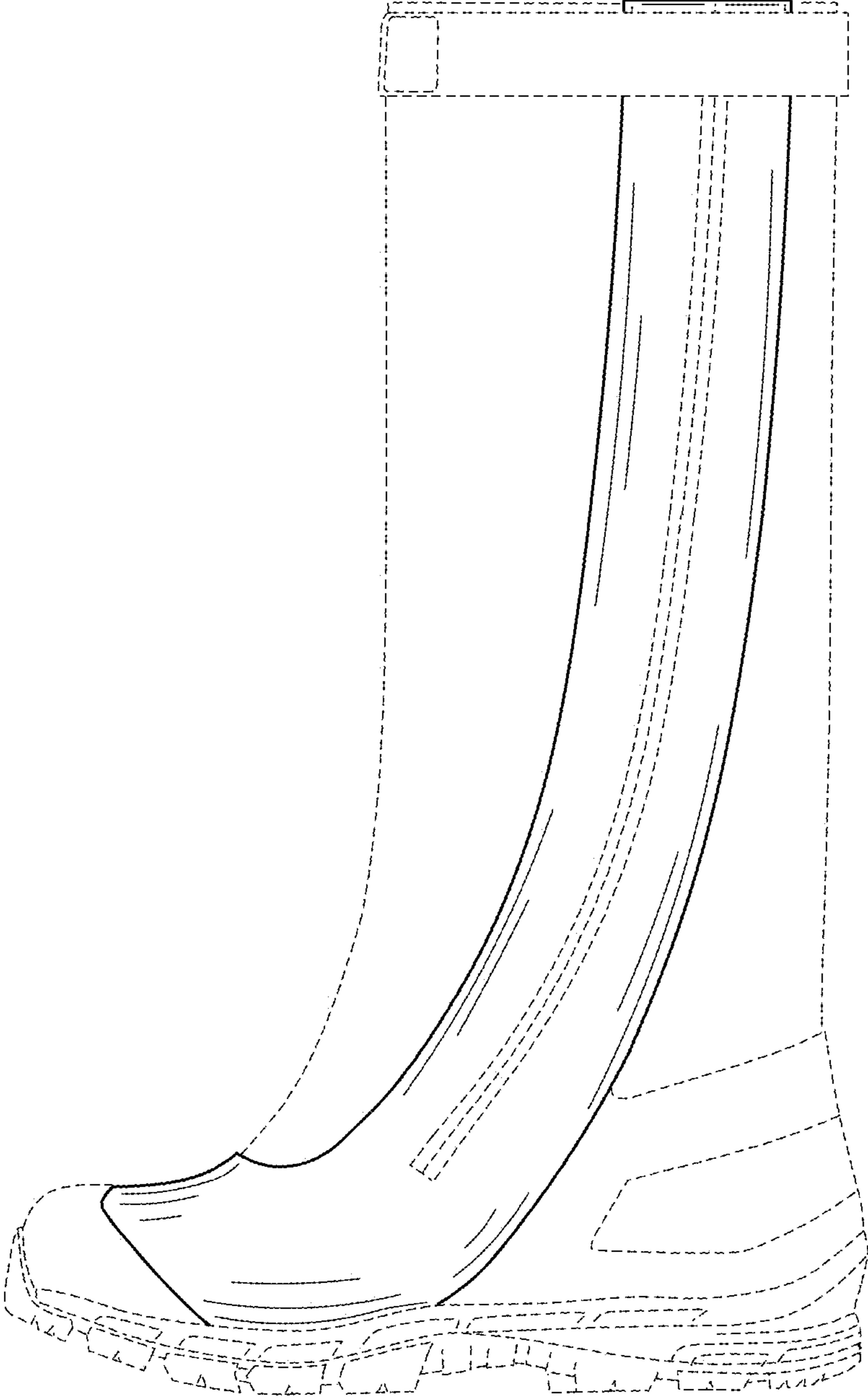


FIG. 2

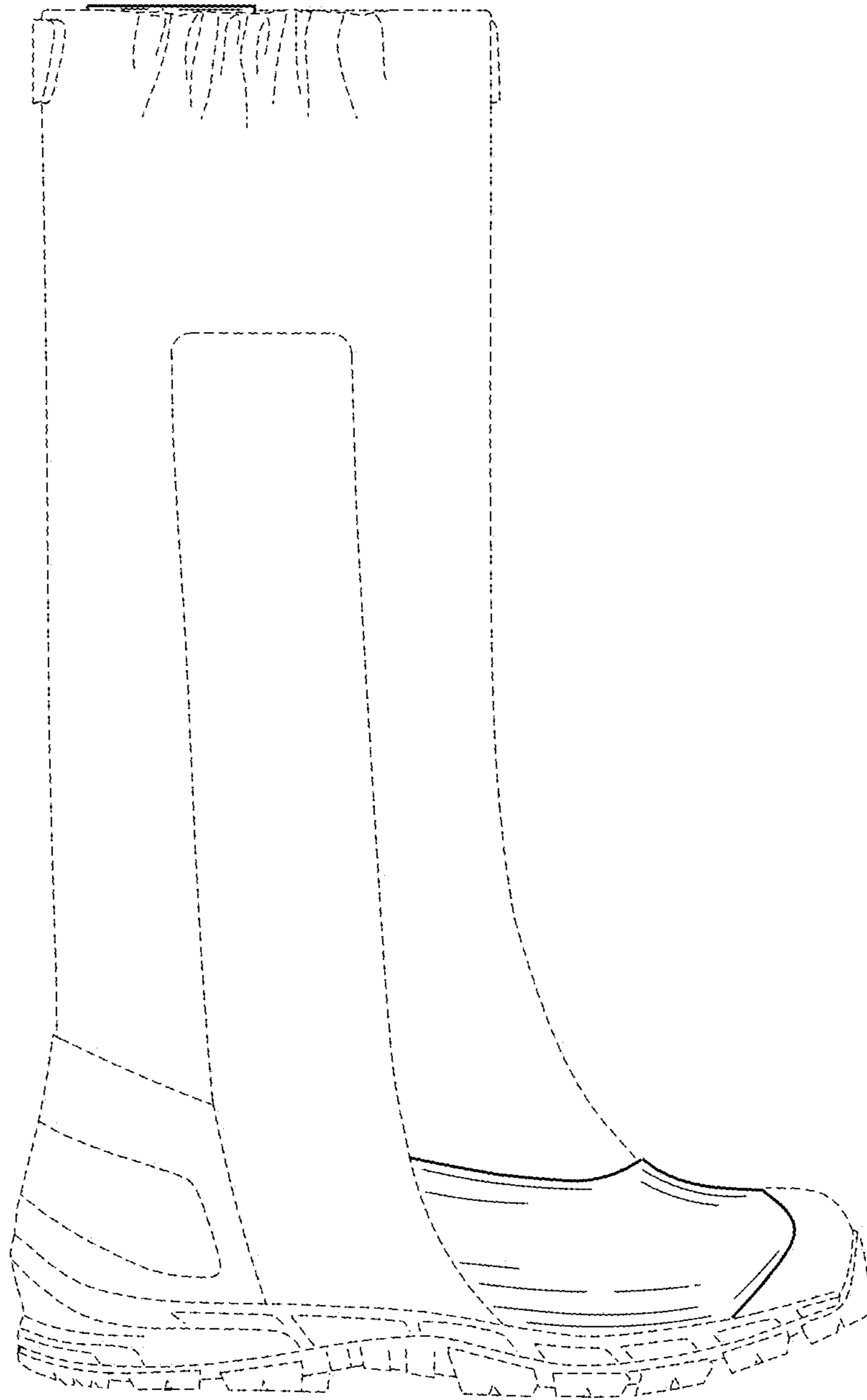


FIG. 3

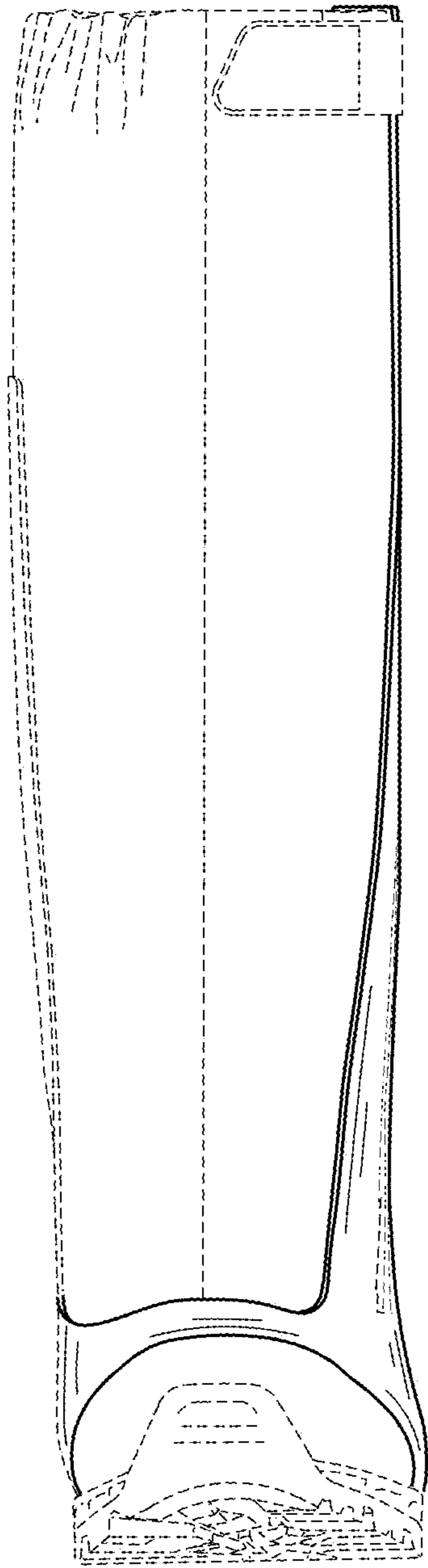


FIG. 4

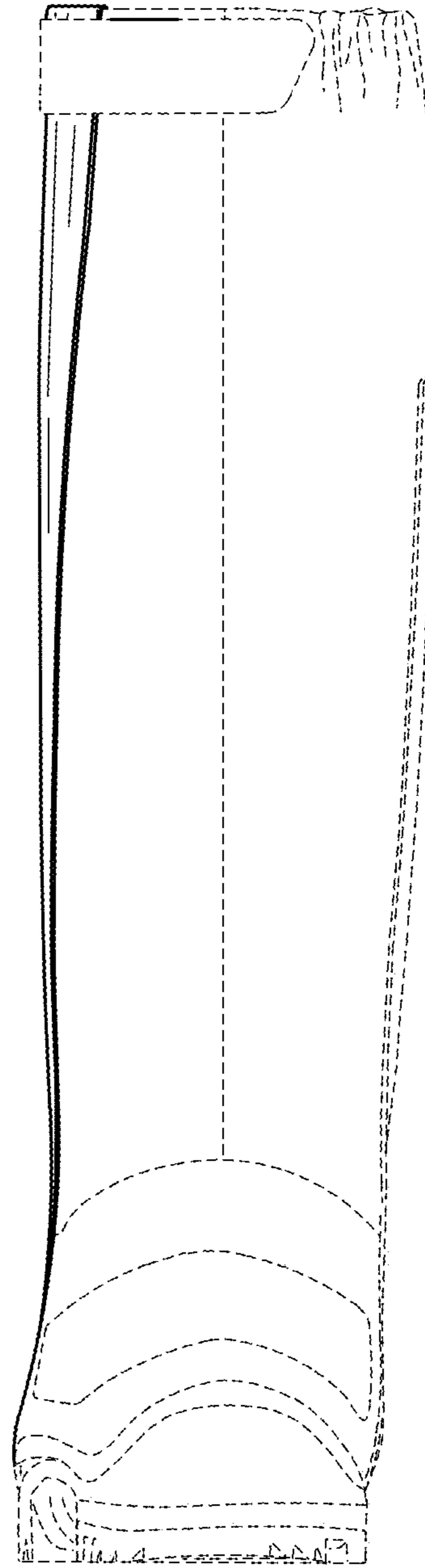


FIG. 5

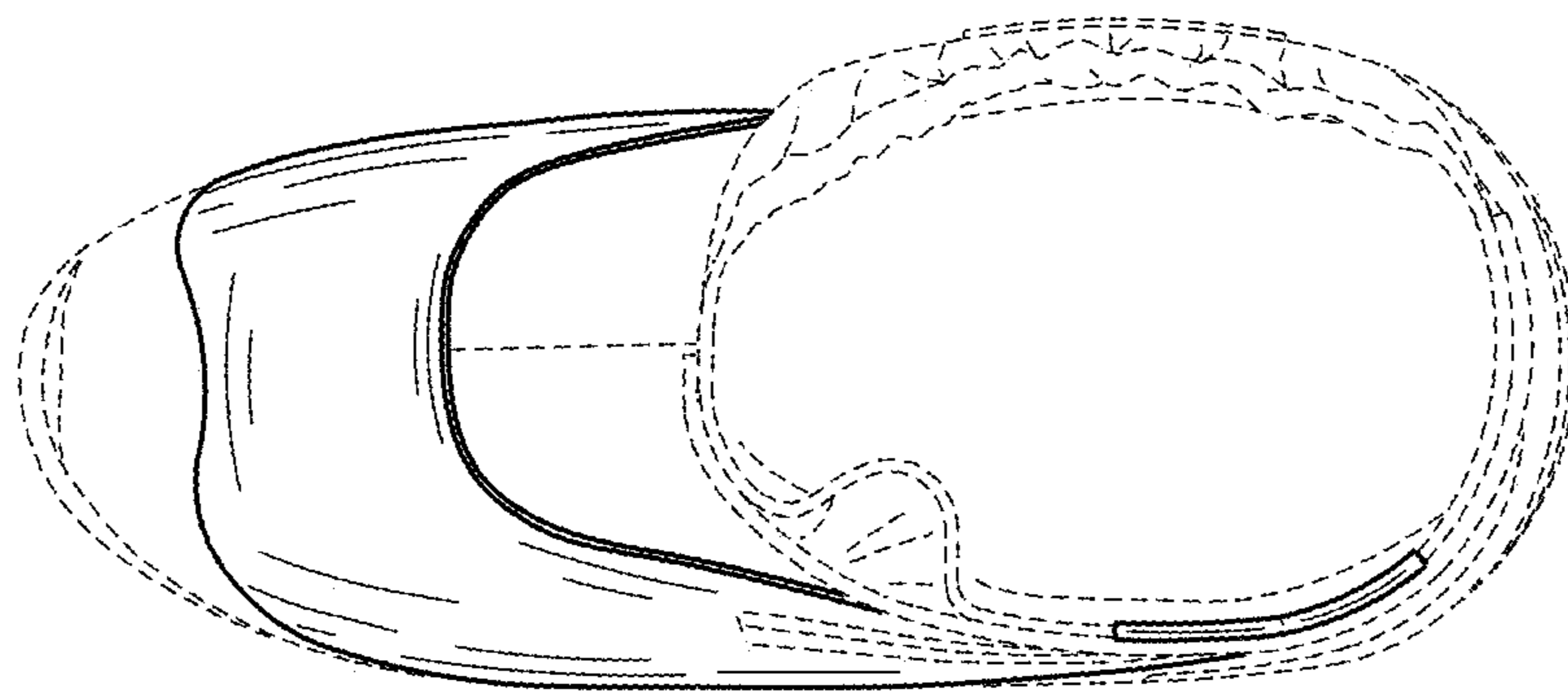


FIG. 6