



US00D909029S

(12) **United States Design Patent** (10) **Patent No.:** **US D909,029 S**
Haddock (45) **Date of Patent:** **** Feb. 2, 2021**

- (54) **FOOTWEAR**
- (71) Applicant: **Cabela's LLC**, Sidney, NE (US)
- (72) Inventor: **Joseph Haddock**, Sidney, NE (US)
- (73) Assignee: **CABELA'S LLC**, Sidney, NE (US)
- (**) Term: **15 Years**

D555,334 S *	11/2007	Sample	D2/909
D596,832 S	7/2009	Kelley		
D603,153 S *	11/2009	Recchi	D2/910
D603,590 S	11/2009	McClaskie		
D722,219 S	2/2015	Murphy		
D737,535 S	8/2015	Price		
D757,412 S	5/2016	Haddock		
D772,090 S	11/2016	Krusta		

- (21) Appl. No.: **29/625,551**
- (22) Filed: **Nov. 10, 2017**

Related U.S. Application Data

- (62) Division of application No. 29/520,167, filed on Mar. 11, 2015, now Pat. No. Des. 804,787.
- (51) **LOC (13) Cl.** **02-04**
- (52) **U.S. Cl.**
USPC **D2/946; D2/970; D2/899**
- (58) **Field of Classification Search**
USPC D2/896, 897, 899, 900, 902, 909-913,
D2/946, 969, 970, 972-974
CPC A43B 23/02; A43B 23/00; A43B 5/00;
A43B 5/006
See application file for complete search history.

(56) **References Cited**

U.S. PATENT DOCUMENTS

D190,718 S *	6/1961	Vise	D2/897
D208,392 S *	8/1967	Cohn	D2/910
D268,625 S	4/1983	Vise		
D268,709 S	4/1983	Vise		
D350,429 S	9/1994	Bullard		
D505,708 S	5/2005	Ashley		
D540,523 S	4/2007	Moehring		
D541,031 S	4/2007	Moehring		

OTHER PUBLICATIONS

Notice of Allowance dated Aug. 10, 2017 issued in corresponding U.S. Appl. No. 29/520,167.
Non-Final Office Action dated Mar. 14, 2017 issued in corresponding U.S. Appl. No. 29/520,167.

* cited by examiner

Primary Examiner — Marissa J Cash
(74) *Attorney, Agent, or Firm* — Harness, Dickey & Pierce, P.L.C.


(57) **CLAIM**

The ornamental design for footwear, as shown and described.

DESCRIPTION

FIG. 1 is a left, top, front perspective view of footwear according to my design;
FIG. 2 is a front elevational view of the footwear;
FIG. 3 is a rear elevational view of the footwear;
FIG. 4 is a right side elevational view of the footwear;
FIG. 5 is a left side elevational view of the footwear;
FIG. 6 is a top plan view of the footwear; and,
FIG. 7 is a bottom plan view of the footwear.
Any broken lines shown are included for the purpose of illustrating the environment of the design and form no part of the claimed design.

1 Claim, 5 Drawing Sheets






FIG. 1

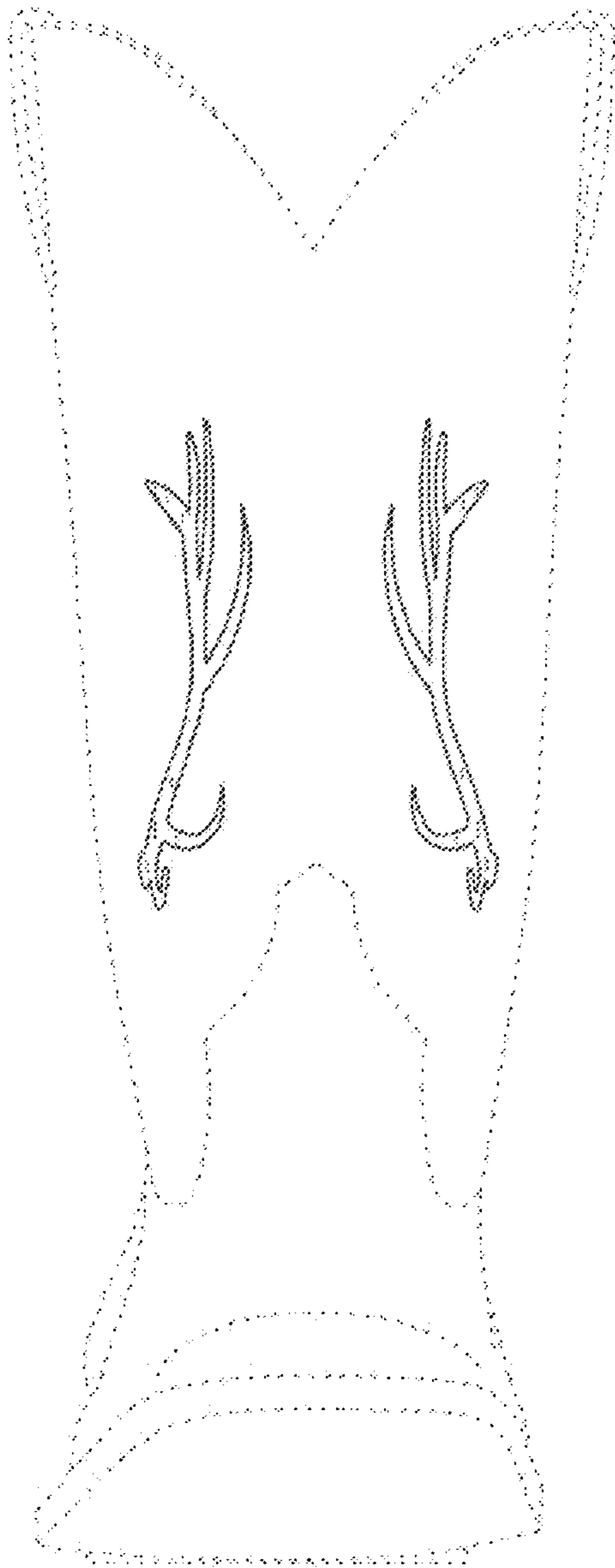


FIG. 2

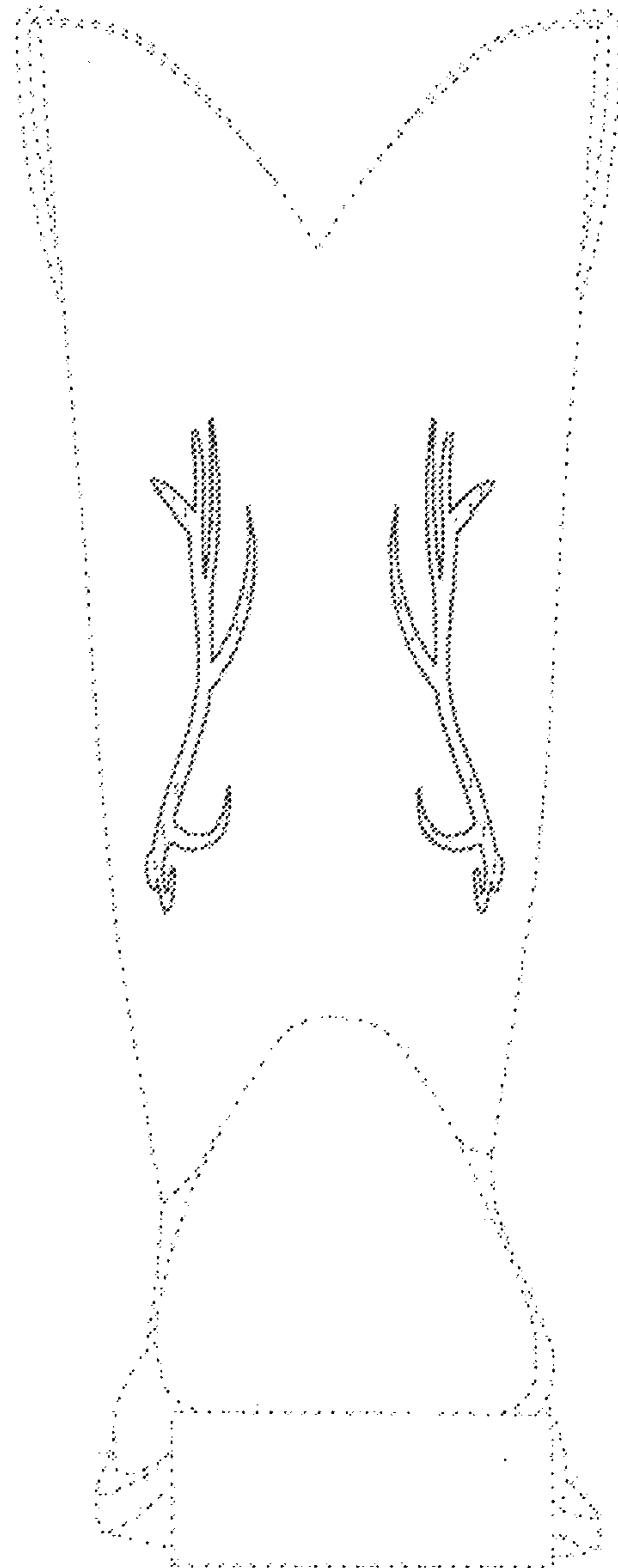


FIG. 3

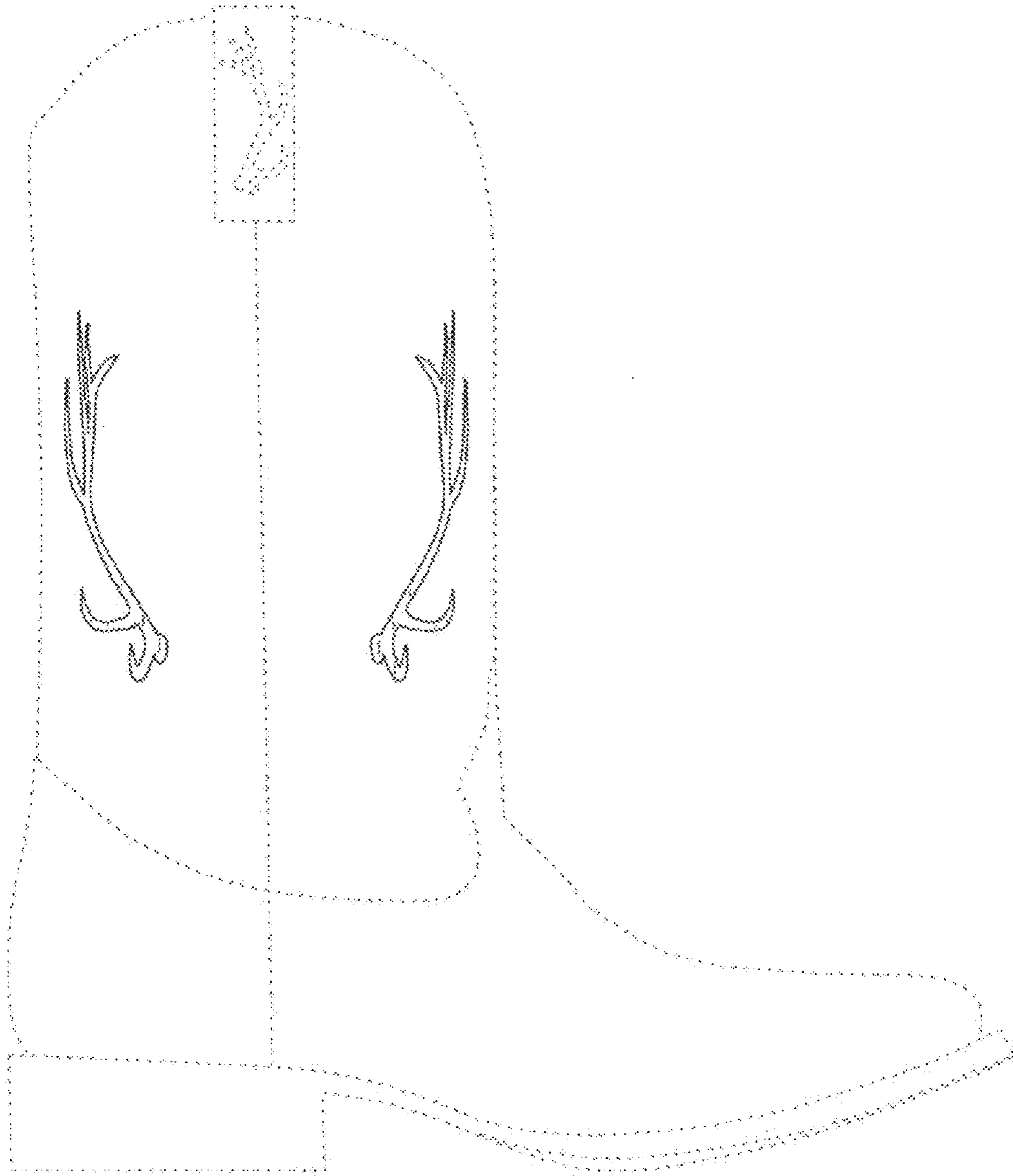


FIG. 4

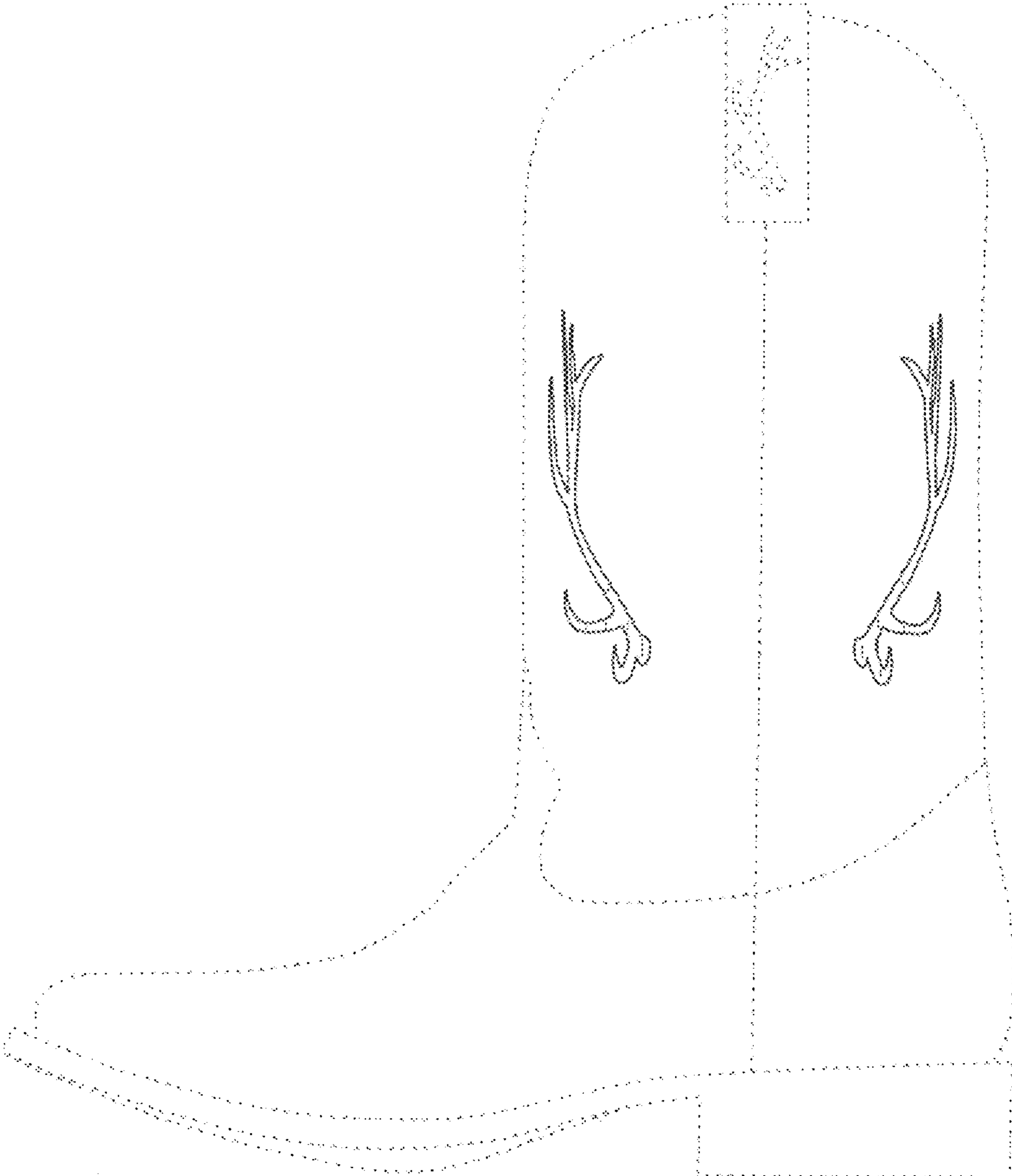


FIG. 5

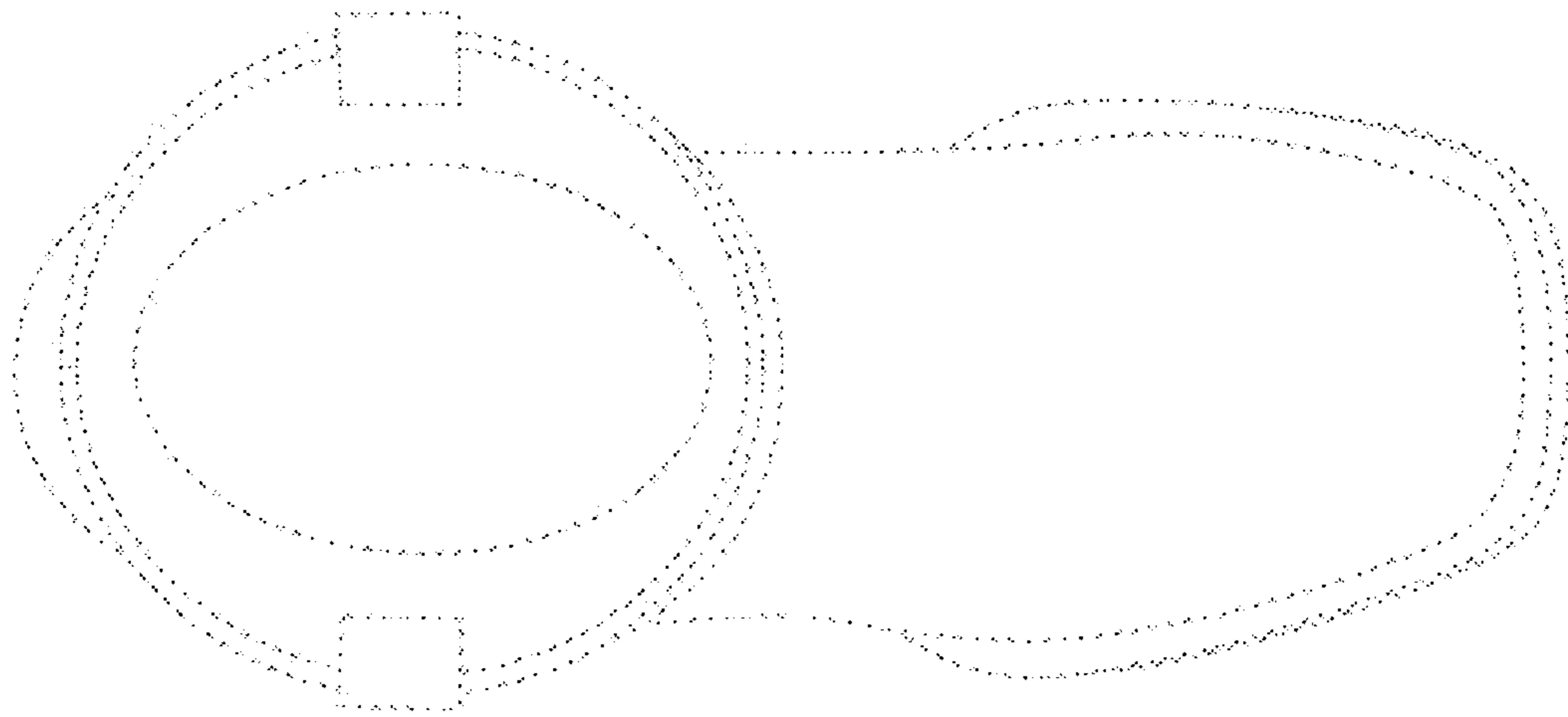


FIG. 6

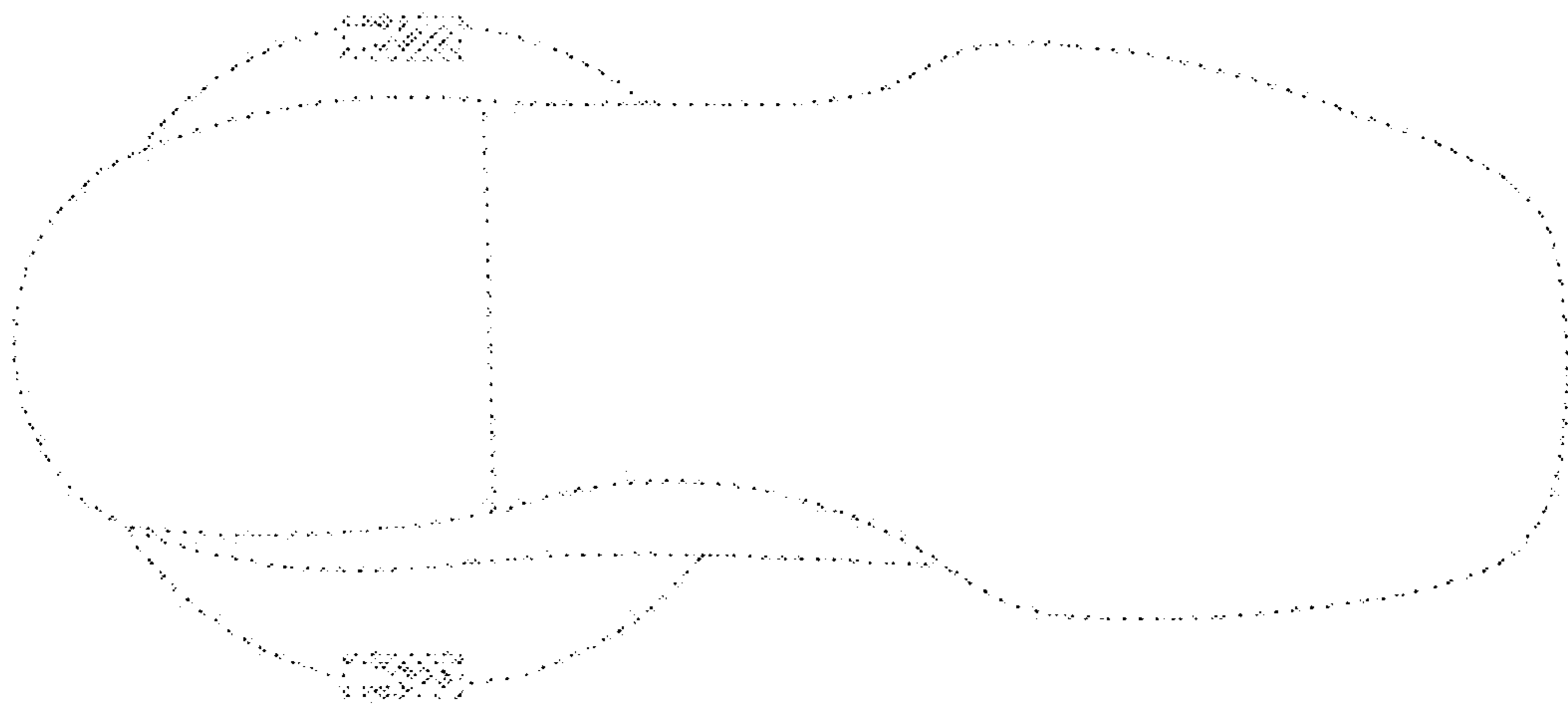


FIG. 7